



US00D573719S

(12) **United States Design Patent**
Sullivan

(10) **Patent No.:** **US D573,719 S**
(45) **Date of Patent:** **** Jul. 22, 2008**

(54) **FIBERGLASS SWIMMING POOL**
(75) Inventor: **Todd Sullivan**, Eloy, AZ (US)
(73) Assignee: **San Juan Patents, Inc.**, Lakeland, FL (US)
(**) Term: **14 Years**
(21) Appl. No.: **29/288,560**
(22) Filed: **Jun. 15, 2007**

D471,282 S 3/2003 Sullivan
D471,283 S 3/2003 Sullivan
D490,161 S * 5/2004 Erdelac D25/2
D490,904 S * 6/2004 Erdelac D25/2
D491,277 S * 6/2004 Erdelac et al. D25/2
D509,593 S 9/2005 Sullivan
D509,902 S 9/2005 Sullivan
D509,903 S 9/2005 Sullivan
D510,630 S 10/2005 Sullivan
D514,228 S 1/2006 Sullivan

(Continued)

(51) **LOC (8) Cl.** **25-03**
(52) **U.S. Cl.** **D25/2**
(58) **Field of Classification Search** D25/2,
D25/8; 4/488, 506; D24/204
See application file for complete search history.

OTHER PUBLICATIONS

<http://www.sanjuanpools.com/pools/285Web.jpg> Mar. 18, 2008.*
Oasis: The Magazine of San Juan Pools, published by San Juan Products, 2002.

Primary Examiner—Louis S Zarfaz
Assistant Examiner—Kathleen M Sims
(74) *Attorney, Agent, or Firm*—Stetina Brunda Garred & Brucker

(56) **References Cited**
U.S. PATENT DOCUMENTS

D179,930 S 3/1957 Culver
3,428,969 A 2/1969 Diamond et al.
3,511,002 A 5/1970 Fox
3,530,512 A 9/1970 McBride
D251,201 S 2/1979 Mathis
D275,608 S 9/1984 Sullivan
D275,609 S 9/1984 Monten
D277,135 S 1/1985 Sullivan
D278,932 S 5/1985 Sullivan
D278,933 S 5/1985 Sullivan
4,566,141 A 1/1986 Mahoney
D285,350 S 8/1986 Sullivan
D347,697 S 6/1994 Weir
D408,547 S 4/1999 Sullivan
D408,548 S 4/1999 Sullivan
D408,549 S 4/1999 Sullivan
D408,550 S 4/1999 Sullivan
D408,551 S 4/1999 Sullivan
D408,927 S 4/1999 Sullivan
D408,928 S * 4/1999 Sullivan D25/2
D417,286 S 11/1999 Sullivan
D430,305 S 8/2000 Sullivan
D446,313 S 8/2001 Sullivan
D460,194 S 7/2002 Sullivan
D460,195 S 7/2002 Sullivan

(57) **CLAIM**

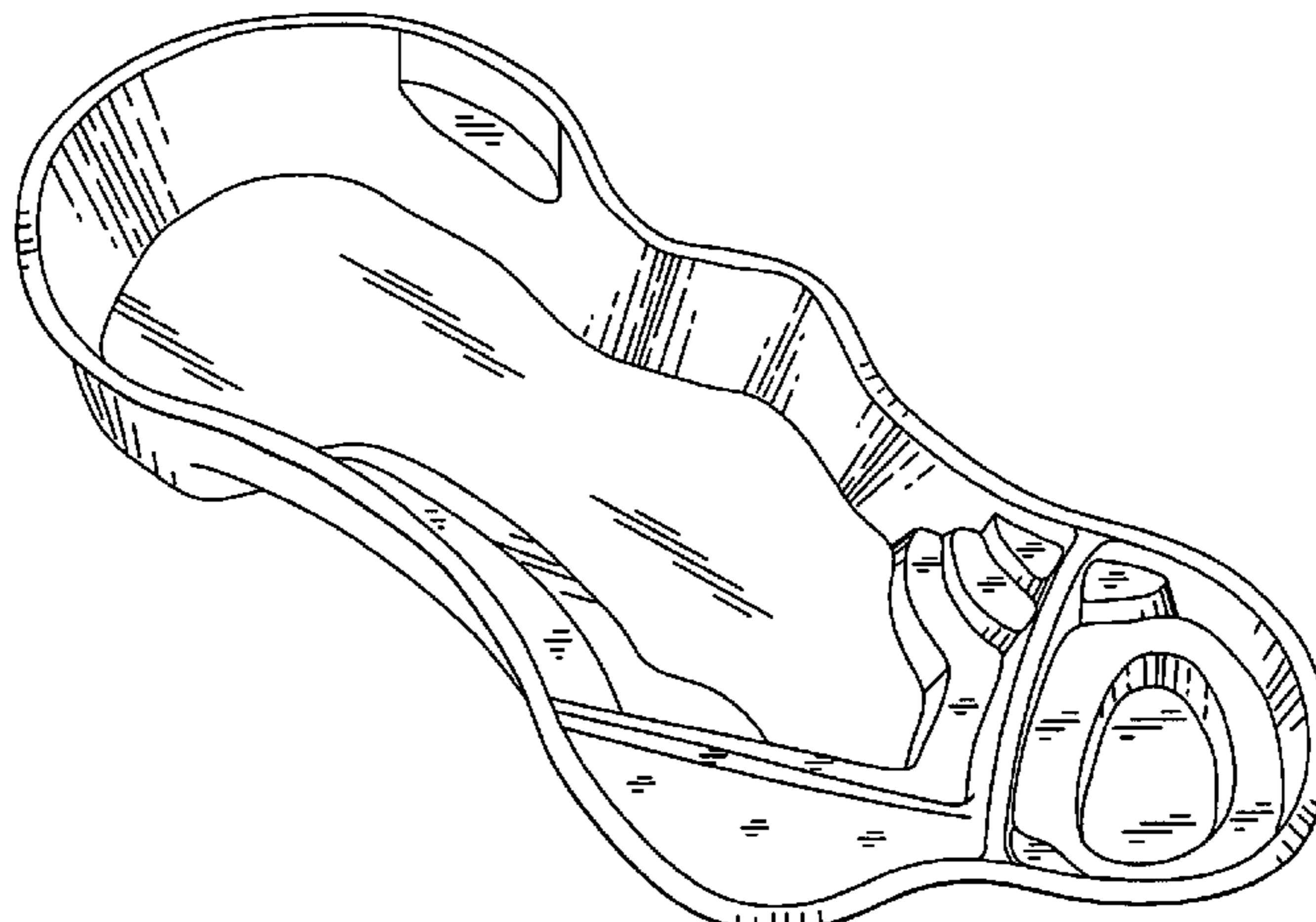
The ornamental design for a fiberglass swimming pool, as shown and described.

DESCRIPTION

FIG. 1 is a front perspective view of a fiberglass swimming pool showing my new design;
FIG. 2 is a top view thereof;
FIG. 3 is a left side view thereof;
FIG. 4 is a rear view thereof;
FIG. 5 is a frontal view thereof;
FIG. 6 is right side view thereof; and,
FIG. 7 is a bottom view thereof.

The broken line showing of circular elements in FIG. 2 is included for the purpose of illustrating portions of the fiberglass swimming pool and forms no part of the claimed design.

1 Claim, 2 Drawing Sheets



US D573,719 S

Page 2

U.S. PATENT DOCUMENTS

D514,229 S 1/2006 Sullivan
D514,708 S 2/2006 Sullivan
D546,474 S 7/2007 Sullivan

D559,399 S * 1/2008 Sullivan D25/2
D559,400 S * 1/2008 Sullivan D25/2
D559,402 S * 1/2008 Sullivan D25/2

* cited by examiner

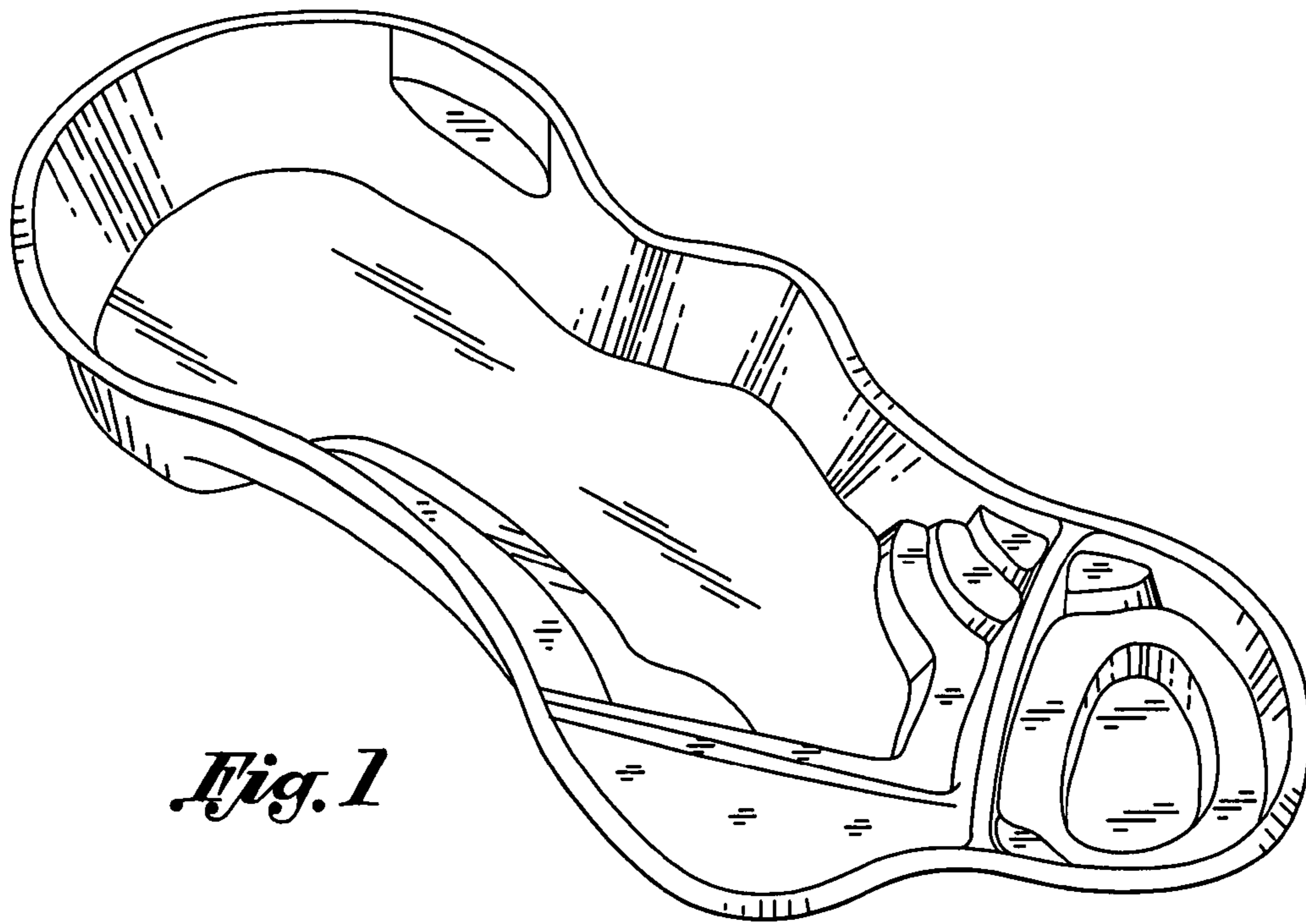


Fig. 1

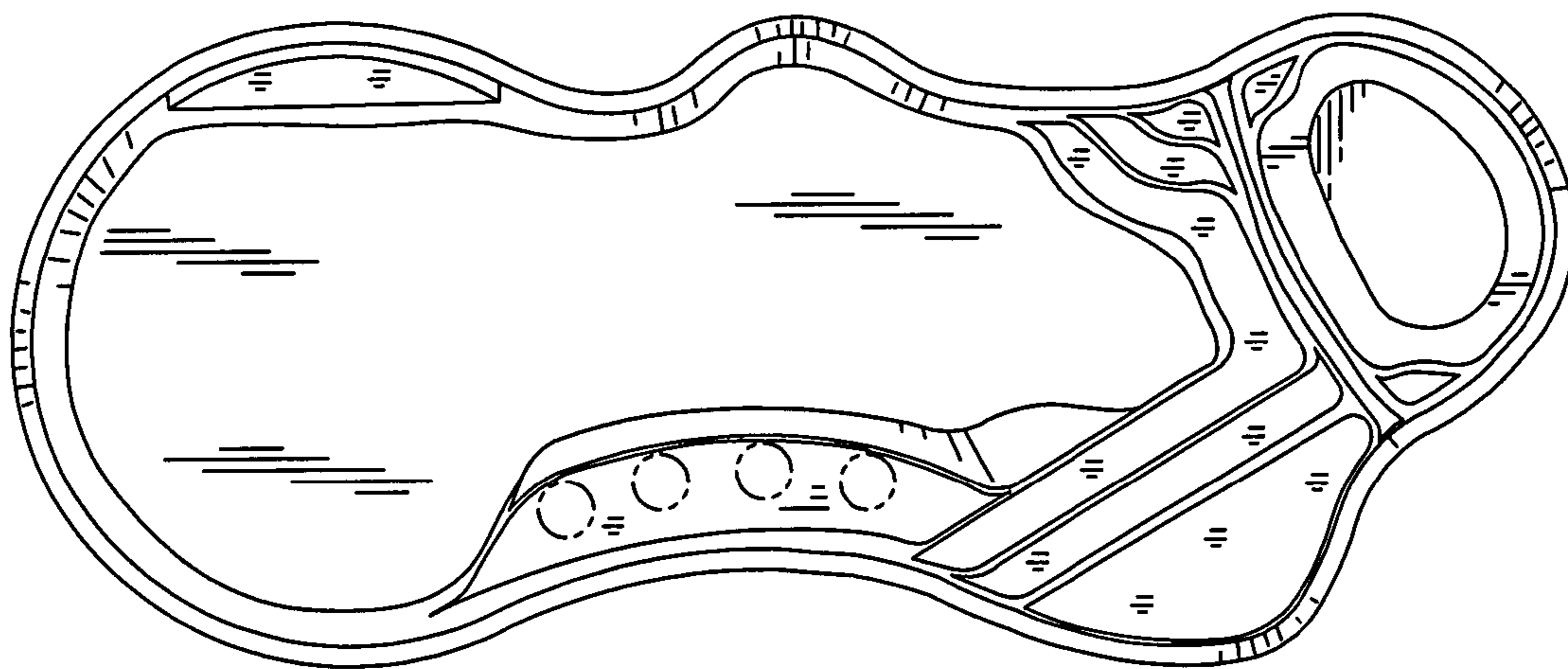


Fig. 2

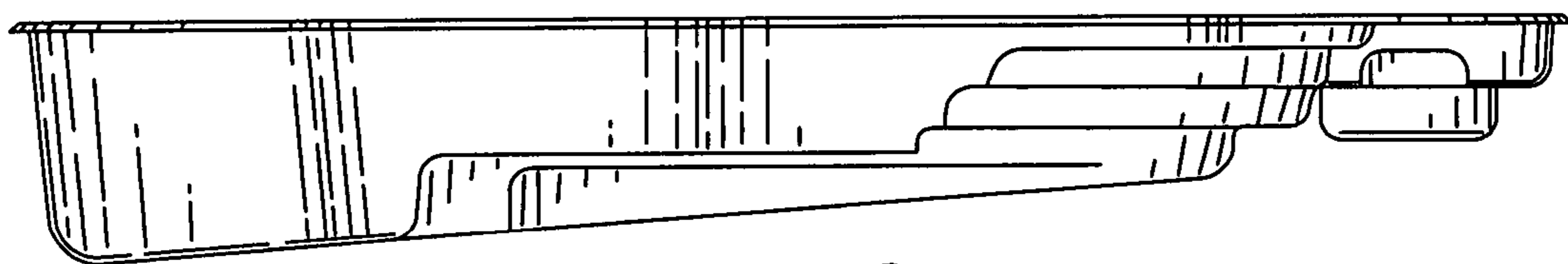


Fig. 3

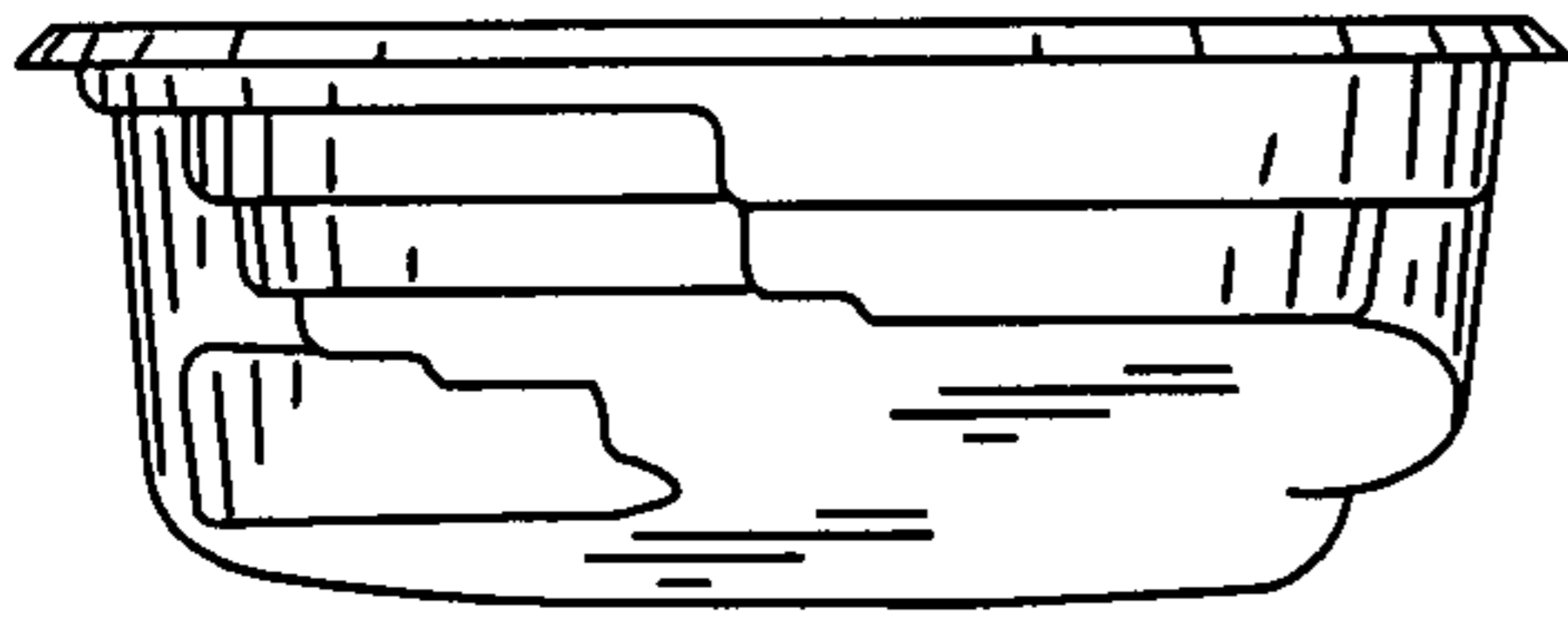


Fig. 4




Fig. 5



Fig. 6

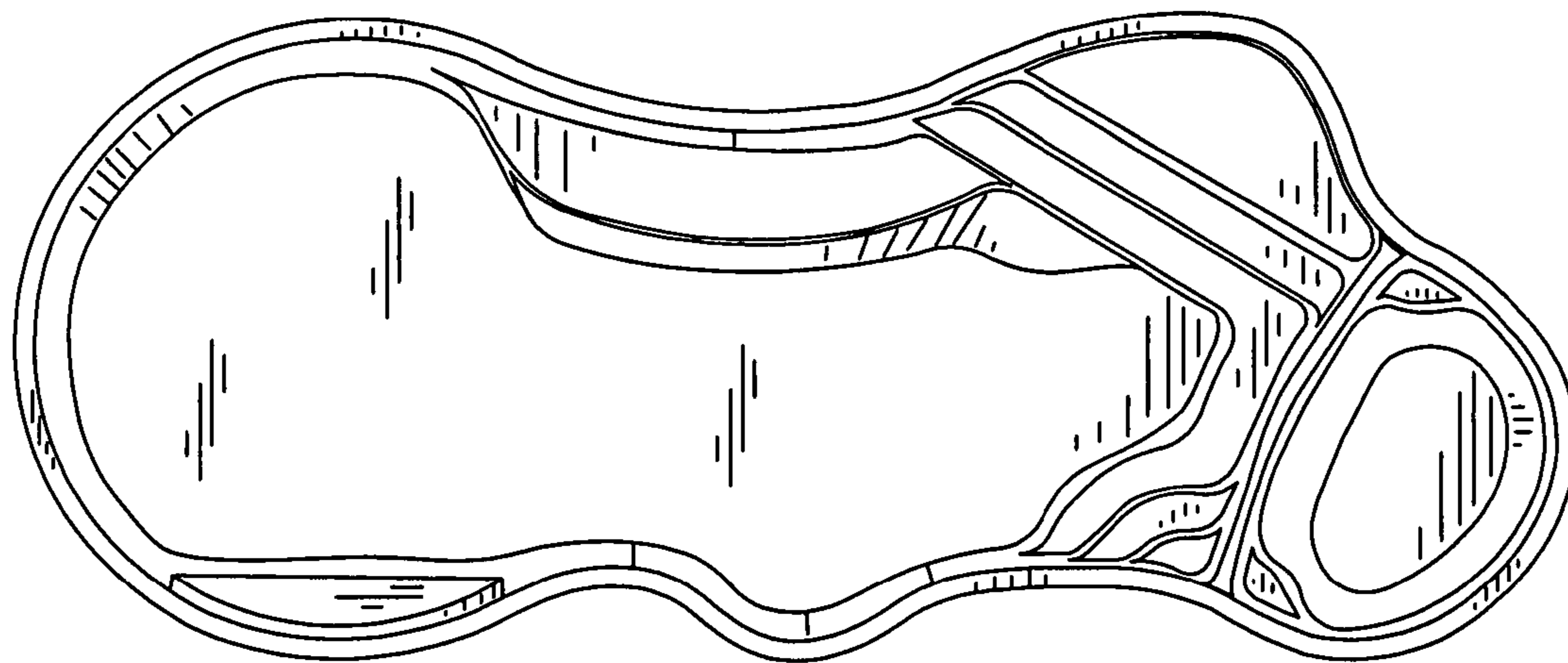


Fig. 7