



US00D573699S

(12) **United States Design Patent**  
**Clukies**

(10) **Patent No.:** **US D573,699 S**

(45) **Date of Patent:** **\*\* Jul. 22, 2008**

(54) **PETROCHEMICAL ABSORBER**

(76) **Inventor:** **Paul Arthur Clukies**, 10115 Savannah Sparrow Way, Highlands Ranch, CO (US) 80129

(\*\*) **Term:** **14 Years**

(21) **Appl. No.:** **29/244,967**

(22) **Filed:** **Dec. 16, 2005**

(51) **LOC (8) Cl.** ..... **23-01**

(52) **U.S. Cl.** ..... **D23/269**

(58) **Field of Classification Search** ..... D23/269;  
210/242.3, 242.4, 94, 282, 484, 502.1, 924  
See application file for complete search history.

(56) **References Cited**

**U.S. PATENT DOCUMENTS**

3,983,873	A *	10/1976	Hirschman	.....	604/385.17
4,116,833	A *	9/1978	Stagemeyer et al.	.....	210/776
D276,184	S *	10/1984	Whitehead	.....	D24/125
5,711,633	A *	1/1998	Ravagnan	.....	405/60
D404,814	S *	1/1999	Mayer	.....	D24/125
D469,868	S *	2/2003	Bruce et al.	.....	D24/125
D476,083	S *	6/2003	Bruce et al.	.....	D24/125

7,138,055 B2 \* 11/2006 Clukies ..... 210/242.4  
2007/0138080 A1 \* 6/2007 Clukies ..... 210/242.3

\* cited by examiner

*Primary Examiner*—Louis S Zarfaz

*Assistant Examiner*—Eric L Goodman

(74) *Attorney, Agent, or Firm*—Marsh Fischmann & Breyfogle LLP

(57) **CLAIM**

The ornamental design for a petrochemical absorber, as shown and described.

**DESCRIPTION**

FIG. 1 is a top perspective view with environment of the petrochemical absorber;

FIG. 2 is top view of the petrochemical absorber;

FIG. 3 is a bottom view of the petrochemical absorber;

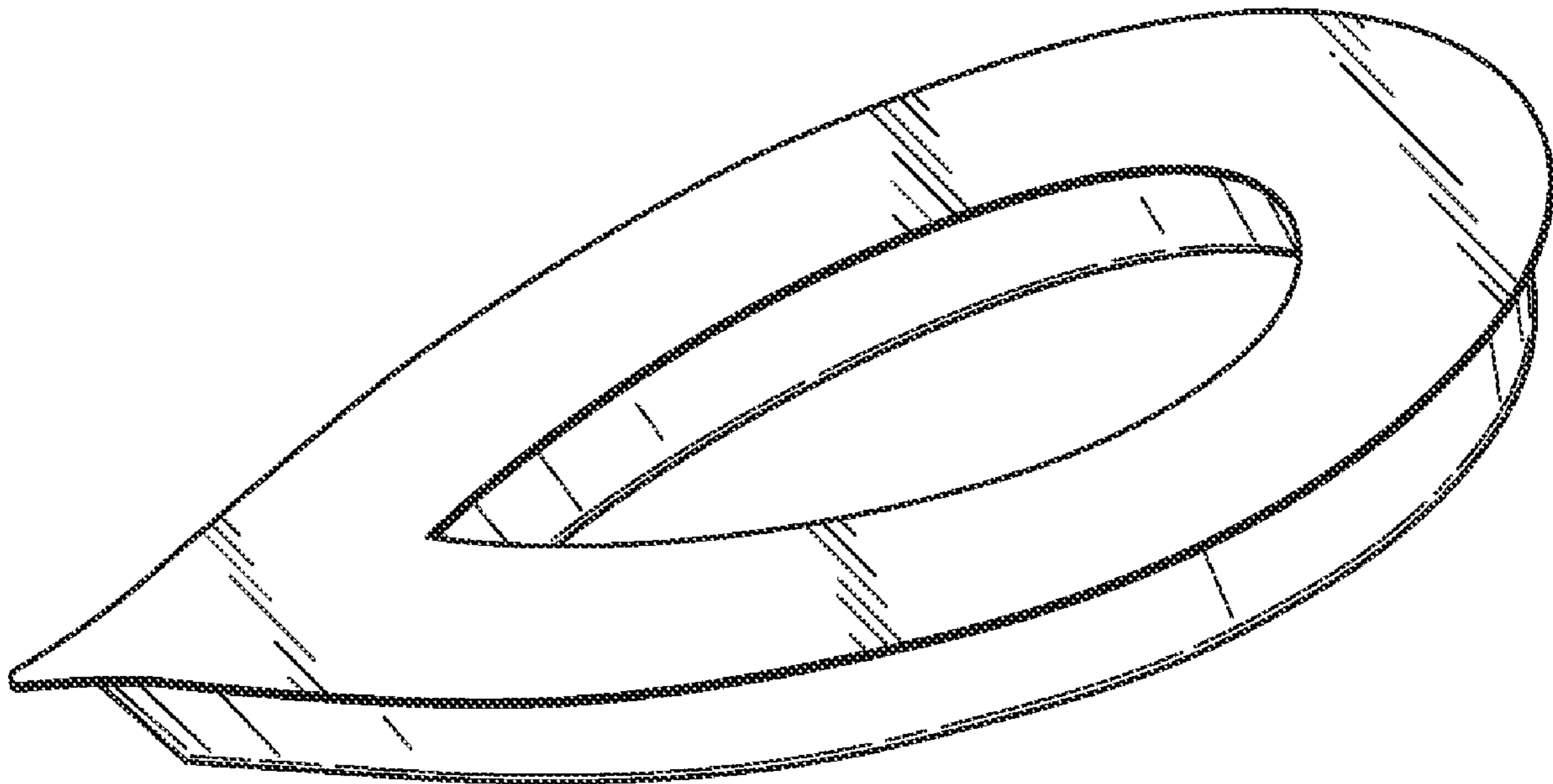
FIG. 4 is a right side view of the petrochemical absorber;

FIG. 5 is a left side view of the petrochemical absorber;

FIG. 6 is a rear view of the petrochemical absorber; and,

FIG. 7 is a front view of the petrochemical absorber.

**1 Claim, 4 Drawing Sheets**



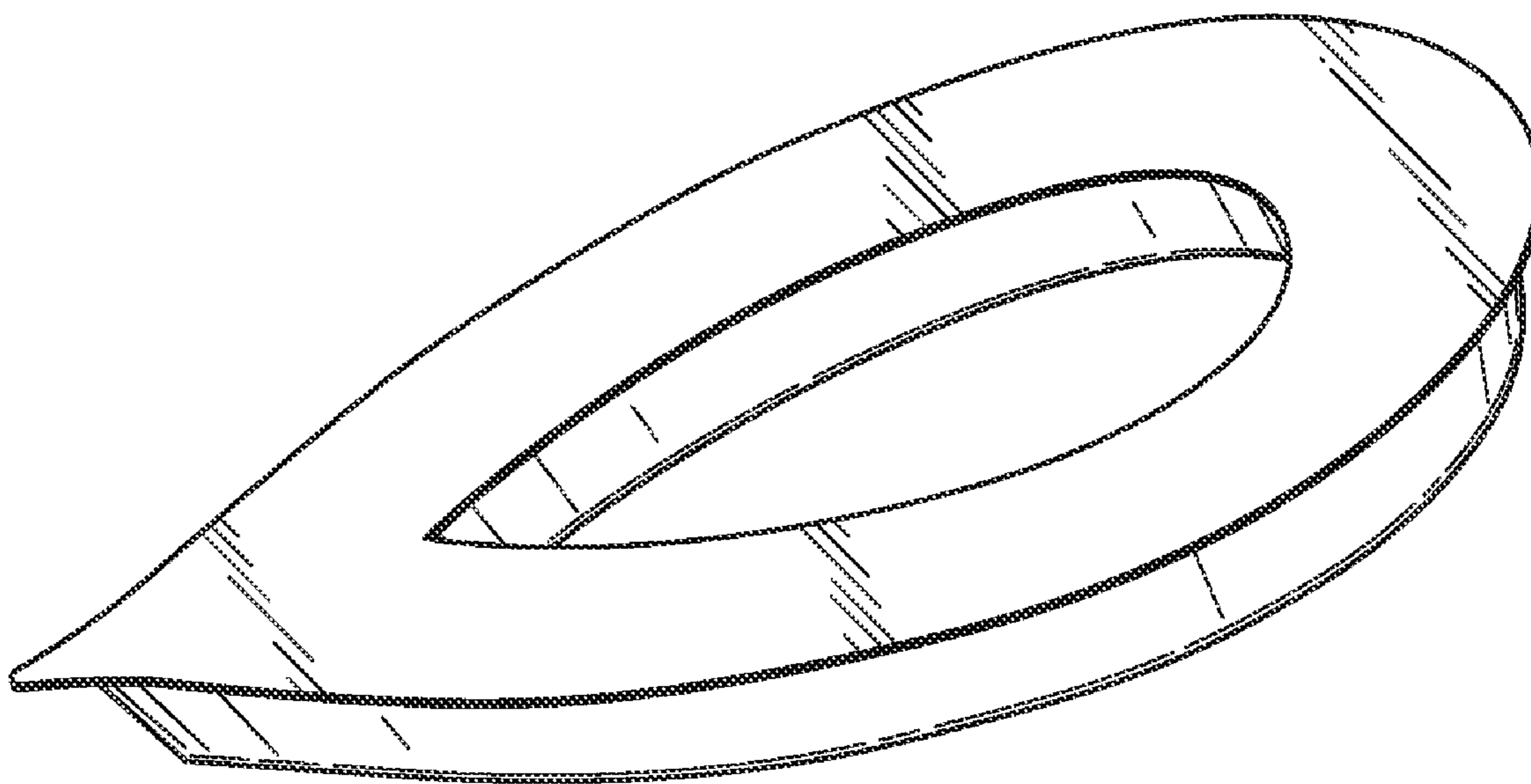


FIG. 1

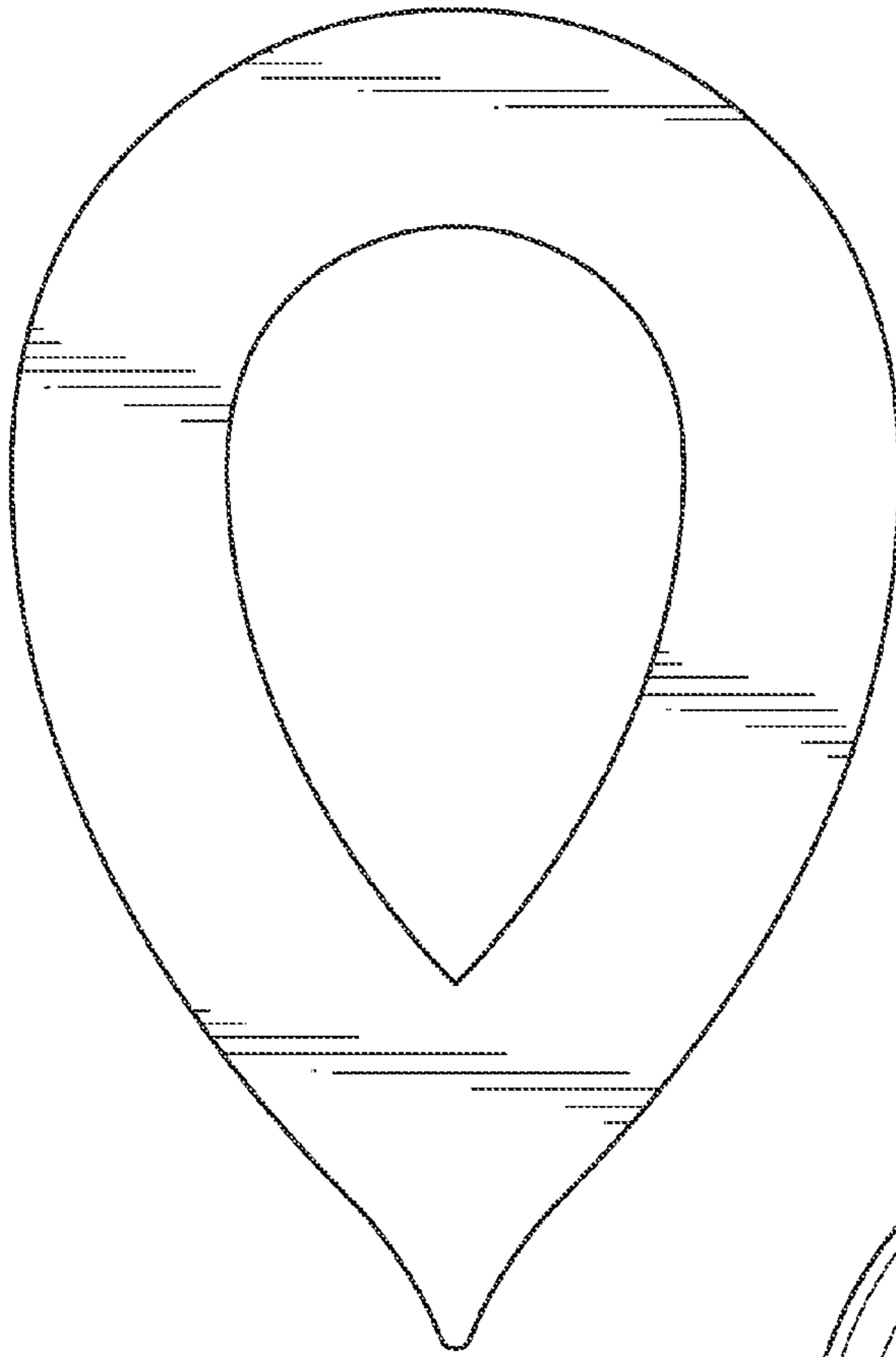


FIG.2

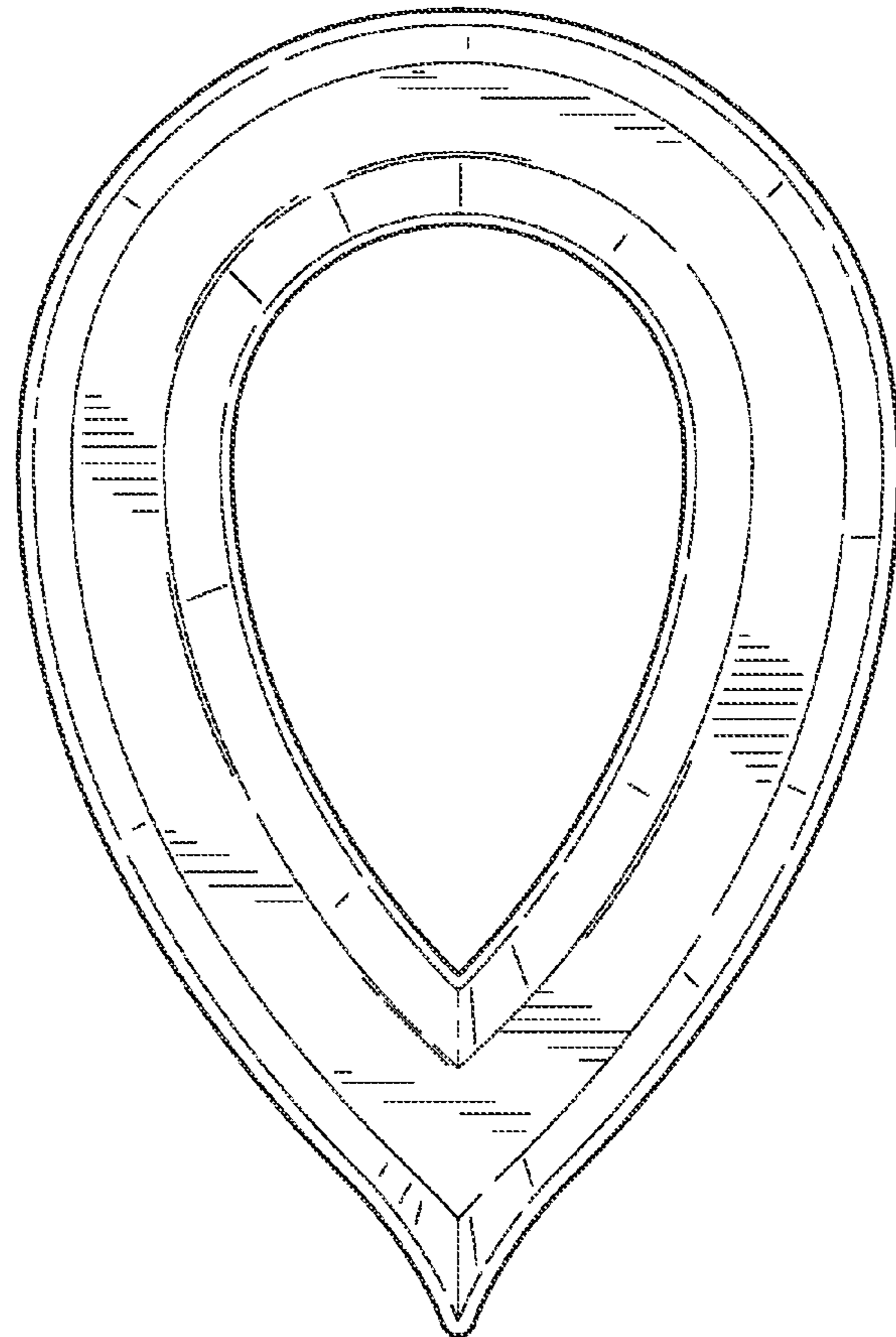


FIG.3




FIG.4




FIG.5

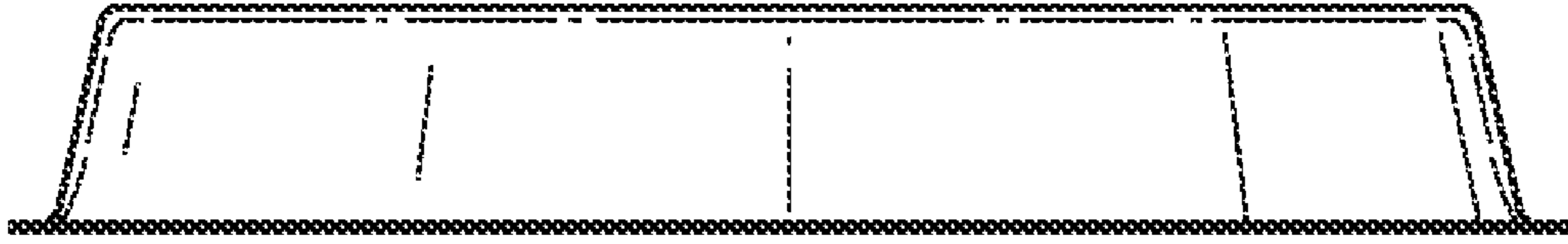


FIG. 6

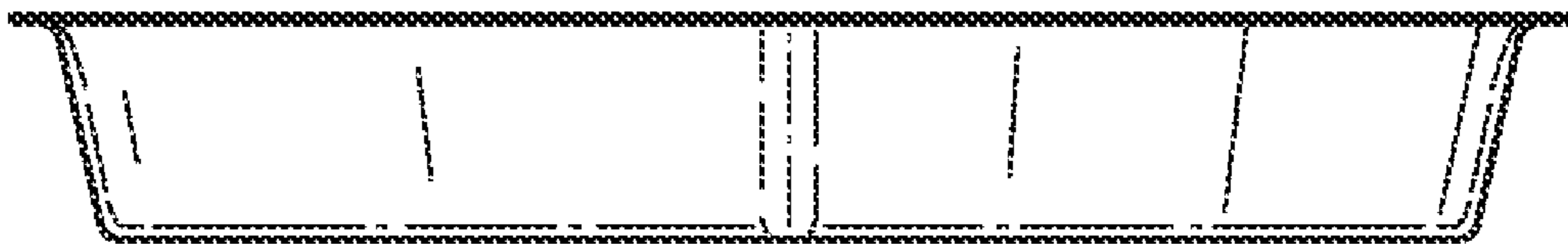


FIG. 7