



US00D573697S

(12) **United States Design Patent**  
**Hanna**

(10) **Patent No.:** **US D573,697 S**  
(45) **Date of Patent:** **\*\* Jul. 22, 2008**

(54) **SPOUT**  
(75) Inventor: **Aaron Hanna**, Corona, CA (US)  
(73) Assignee: **Newfrey LLC**, Newark, DE (US)  
(\*\*) Term: **14 Years**  
(21) Appl. No.: **29/273,145**  
(22) Filed: **Feb. 26, 2007**  
(51) **LOC (8) Cl.** ..... **23-02**  
(52) **U.S. Cl.** ..... **D23/257**  
(58) **Field of Classification Search** ..... D23/250-257,  
D23/238-243, 244-249; 4/675-678; D8/300,  
D8/307-308, 310-312, 321; D6/550; 137/801;  
16/110.1, 441  
See application file for complete search history.

D448,065 S 9/2001 Pitsch et al.  
D448,453 S 9/2001 Lord  
6,370,713 B2 4/2002 Bosio  
D460,150 S 7/2002 Rexach  
D461,540 S 8/2002 Gottwald  
D463,531 S 9/2002 Gottwald  
D463,535 S 9/2002 Singtoroj  
D465,011 S 10/2002 Singtoroj et al.  
D465,829 S 11/2002 Singtoroj  
D466,197 S \* 11/2002 Singtoroj ..... D23/255  
D466,590 S 12/2002 Otero et al.

(Continued)

(Continued)

(56) **References Cited**  
U.S. PATENT DOCUMENTS

1,676,800 A 7/1928 Richards et al.  
D76,790 S 11/1928 Fraser  
2,343,804 A 3/1944 Salemme  
D291,236 S 8/1987 Delepine  
D295,550 S 5/1988 Yost  
D296,354 S 6/1988 Fabian  
D300,653 S 4/1989 Paul  
D318,901 S 8/1991 Rodstein  
D323,700 S 2/1992 Wilde  
D329,688 S 9/1992 Yost  
D349,757 S 8/1994 Altman  
D373,179 S 8/1996 Sieger  
D397,423 S 8/1998 Short et al.  
D404,467 S 1/1999 Doughty et al.  
D406,877 S 3/1999 Esche et al.  
D408,505 S 4/1999 Garcia  
D409,726 S 5/1999 Formgren  
D415,825 S 10/1999 Chang et al.  
D416,982 S 11/1999 Warshawsky et al.  
D422,342 S 4/2000 Mark et al.  
D426,618 S 6/2000 Mark et al.  
D428,965 S 8/2000 Slothower  
D444,212 S 6/2001 Fleischmann

*Primary Examiner*—Robert A Delehanty  
(74) *Attorney, Agent, or Firm*—Richard J. Veltman

(57) **CLAIM**

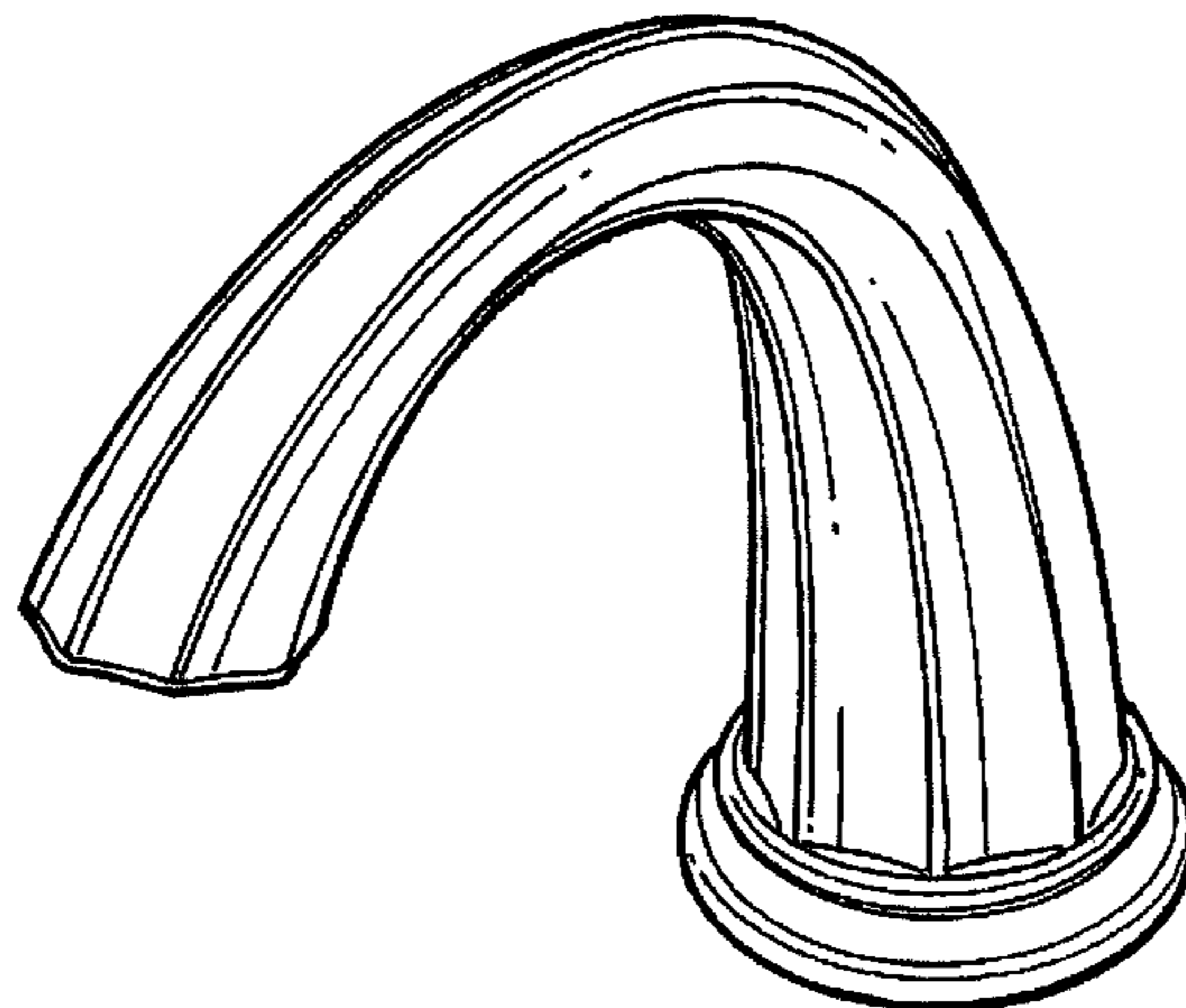
The ornamental design for a spout, as shown and described.

**DESCRIPTION**

FIG. 1 is a perspective view of a spout showing a new design;  
FIG. 2 is a front view thereof;  
FIG. 3 is a back view thereof;  
FIG. 4 is a top view thereof;  
FIG. 5 is a bottom view thereof;  
FIG. 6 is a right side view thereof; and,  
FIG. 7 is a left side view thereof.

The broken circumferential lines shown in FIG. 5 define the unclaimed bounds of the design and form no part thereof.

**1 Claim, 4 Drawing Sheets**



# US D573,697 S

## U.S. PATENT DOCUMENTS

D466,980 S	12/2002	Pitsch et al.	D510,980 S	10/2005	Fritz
D466,981 S	12/2002	Cosolito et al.	D511,560 S	11/2005	Kulig et al.
D469,505 S	1/2003	Marshall	D512,126 S	11/2005	Blomstrom
D469,511 S	1/2003	Marshall	D512,485 S	12/2005	Kulig
D469,513 S	1/2003	Marshall	D513,060 S	12/2005	Ouyoung
D469,852 S	2/2003	Marshall	D513,526 S	1/2006	Marshall
D471,254 S	3/2003	Bonnell et al.	D513,788 S	1/2006	Lindholm
D472,308 S	3/2003	Hundley	D515,669 S	2/2006	Ying-Hui et al.
D472,607 S	4/2003	Warshawsky et al.	D516,177 S	2/2006	Ouyoung
D472,610 S	4/2003	Marshall	D516,681 S	3/2006	Gilbert
D473,630 S	4/2003	Wettstein et al.	D517,653 S	3/2006	Ito
D475,125 S	5/2003	Marinov	D518,149 S	3/2006	Spangler
D477,053 S	7/2003	Schönherr et al.	D518,151 S	3/2006	Ito
D478,153 S	8/2003	Friedrich	D518,558 S	4/2006	Soriano
D479,312 S	9/2003	Yegyayan	D519,190 S	4/2006	Lord
D486,563 S	2/2004	Hsieh	D519,607 S	4/2006	Spangler
D487,135 S	2/2004	Lord	D519,610 S	4/2006	Fritz
D487,798 S	3/2004	Bayer	D519,611 S	4/2006	Fritz
D487,922 S	3/2004	Lord	D520,601 S	5/2006	Fritz
D488,210 S	4/2004	Lord	D520,609 S	5/2006	Spangler
D488,540 S *	4/2004	Ouyoung ..... D23/255	D521,109 S	5/2006	Lord
D490,880 S *	6/2004	Lin ..... D23/255	D521,112 S	5/2006	Fritz
D492,391 S	6/2004	Herbeau	D521,602 S	5/2006	En-Min et al.
6,757,921 B2	7/2004	Esche	D523,535 S	6/2006	Fritz
D493,867 S	8/2004	Shahar	D525,348 S	7/2006	Schaffeld et al.
D503,777 S	4/2005	Costello et al.	D525,682 S	7/2006	Gilbert
6,877,172 B2	4/2005	Malek et al.	D526,391 S	8/2006	Schaffeld et al.
D508,975 S	8/2005	Painter et al.	D527,080 S	8/2006	Schaffeld et al.
D510,126 S	9/2005	Ouyoung	D535,366 S	1/2007	Sedwick
D510,416 S	10/2005	Fritz	D549,305 S *	8/2007	Sedwick ..... D23/255
D510,977 S	10/2005	Jones	2004/0088786 A1	5/2004	Malek et al.
			2005/0098221 A1	5/2005	Mascari et al.

\* cited by examiner

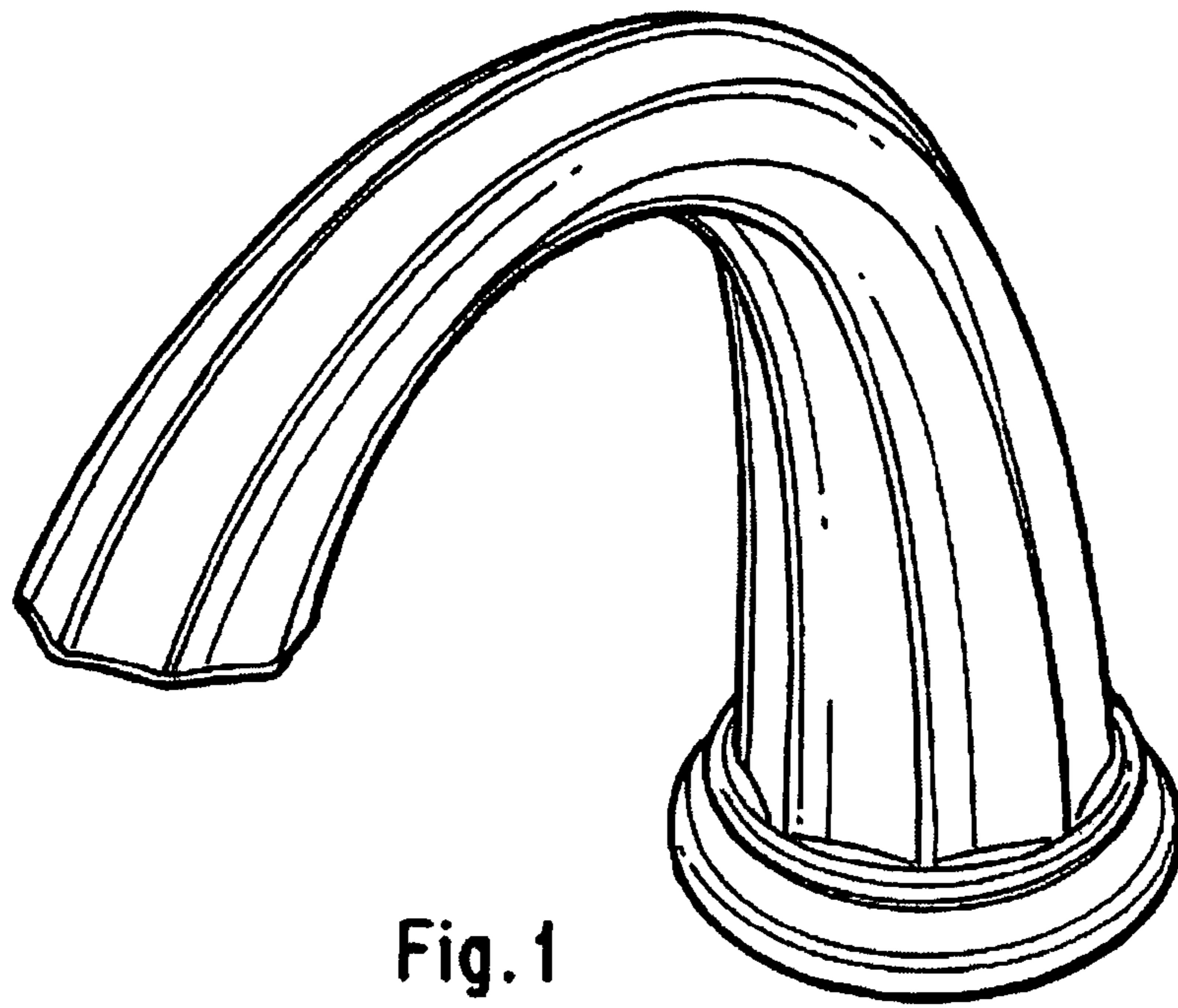


Fig. 1

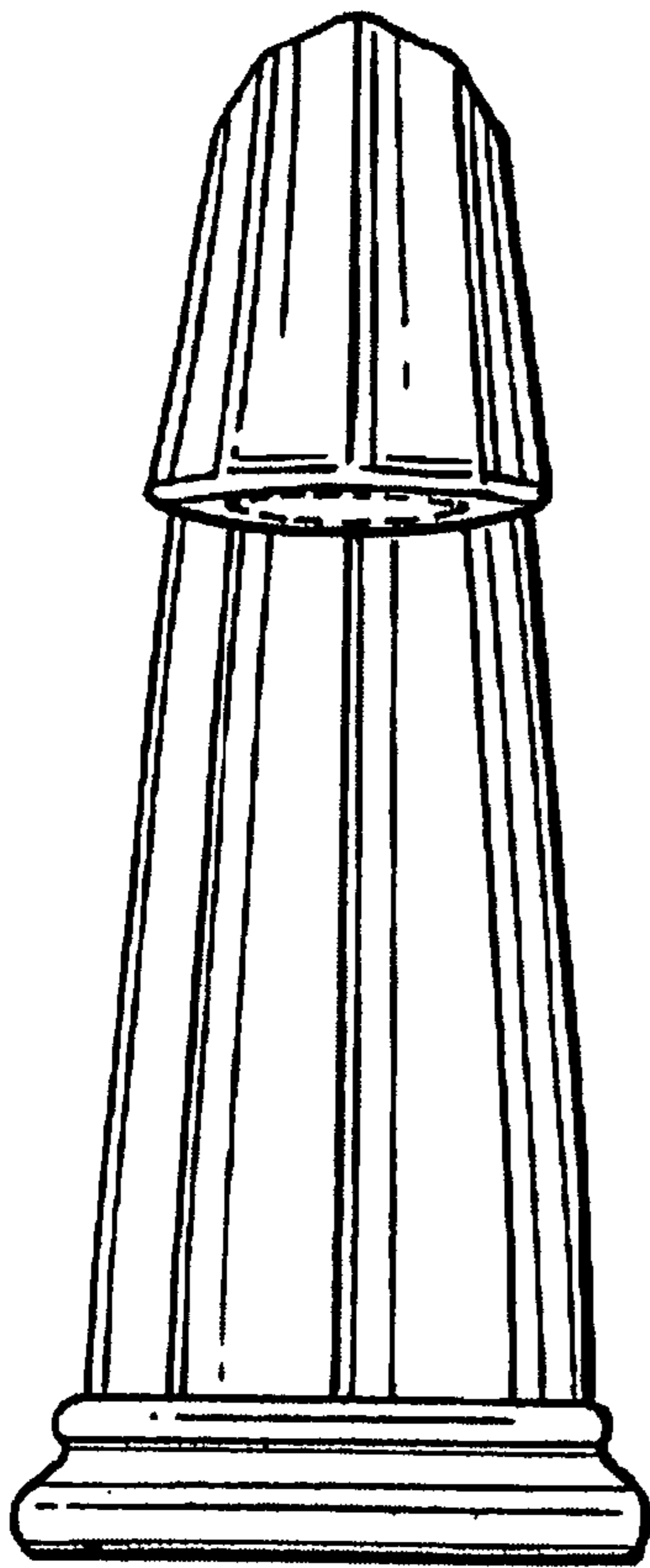


Fig. 2

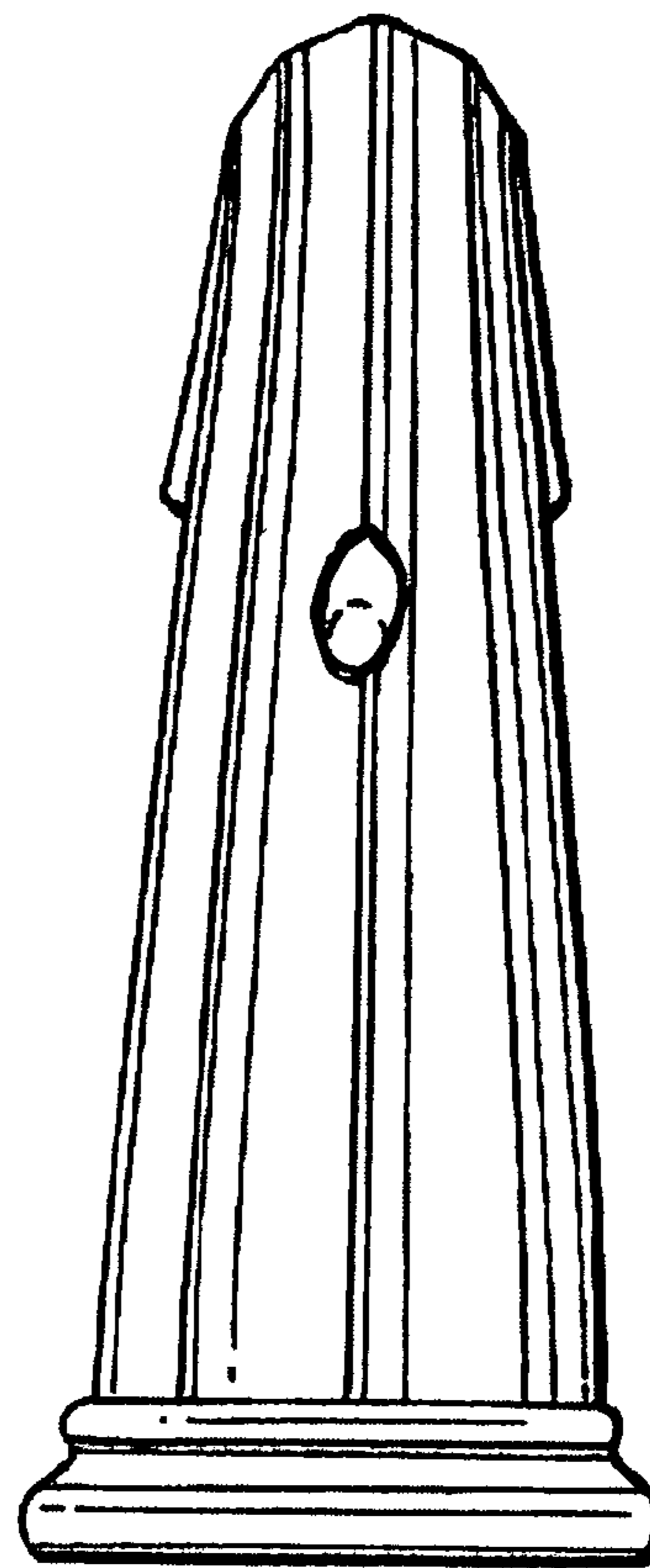


Fig. 3

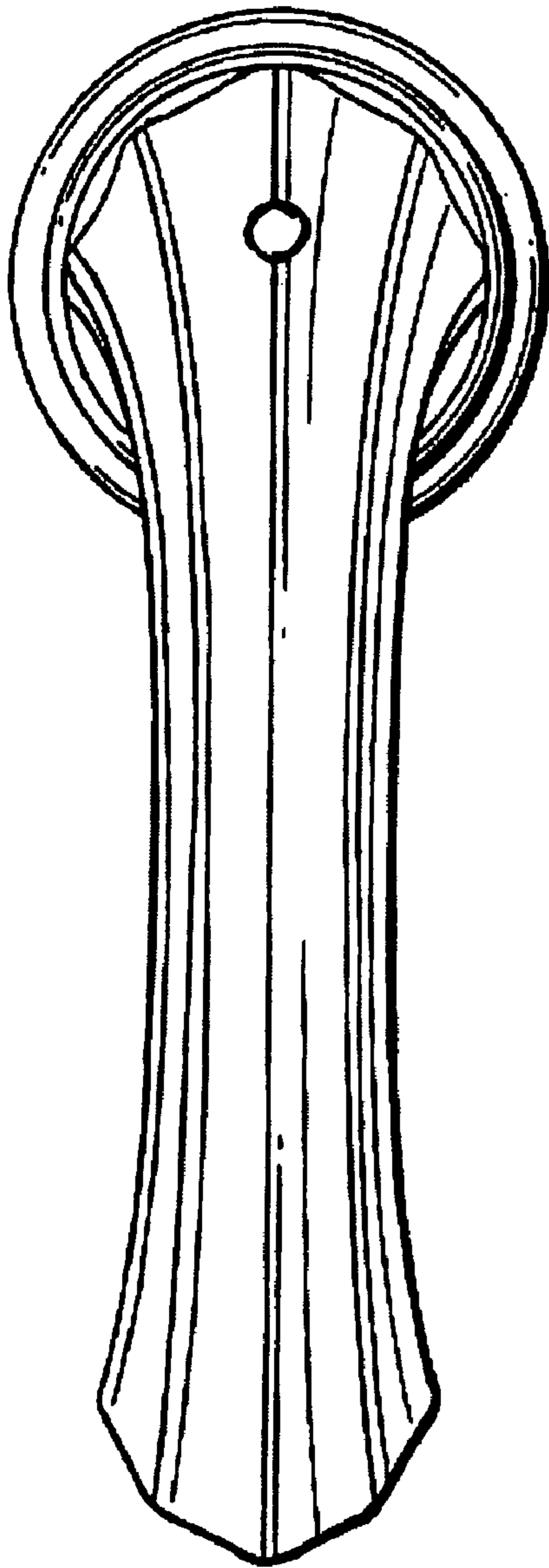


Fig. 4

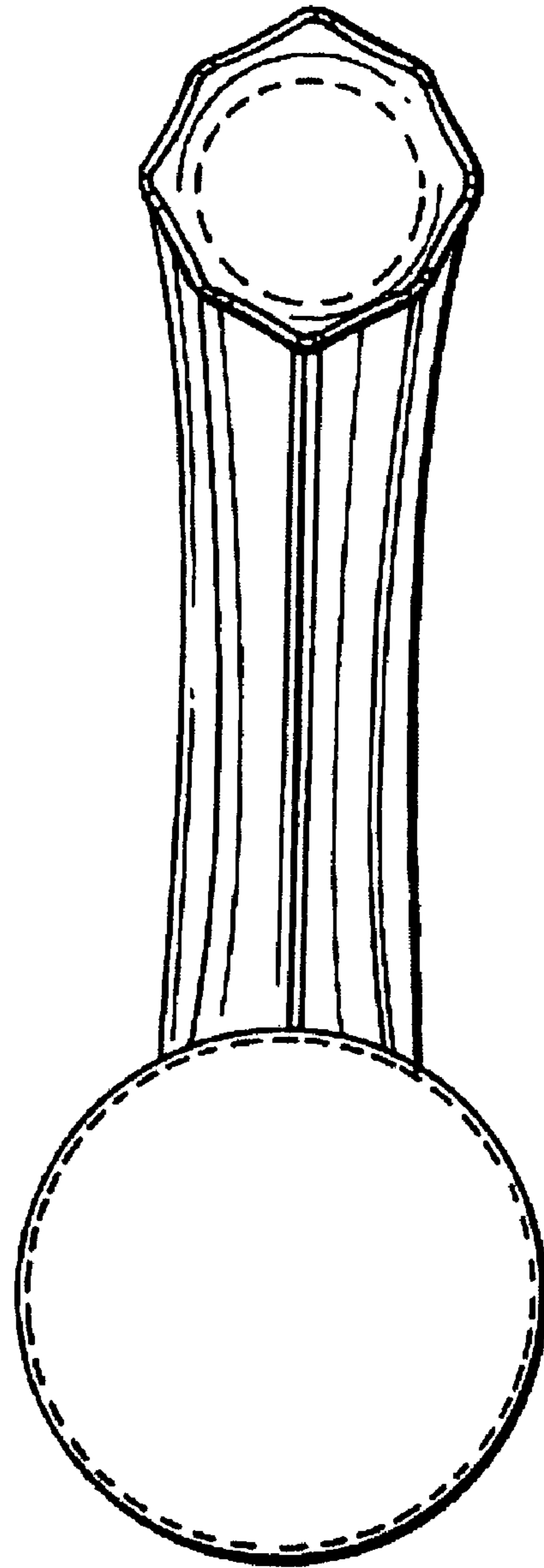


Fig. 5



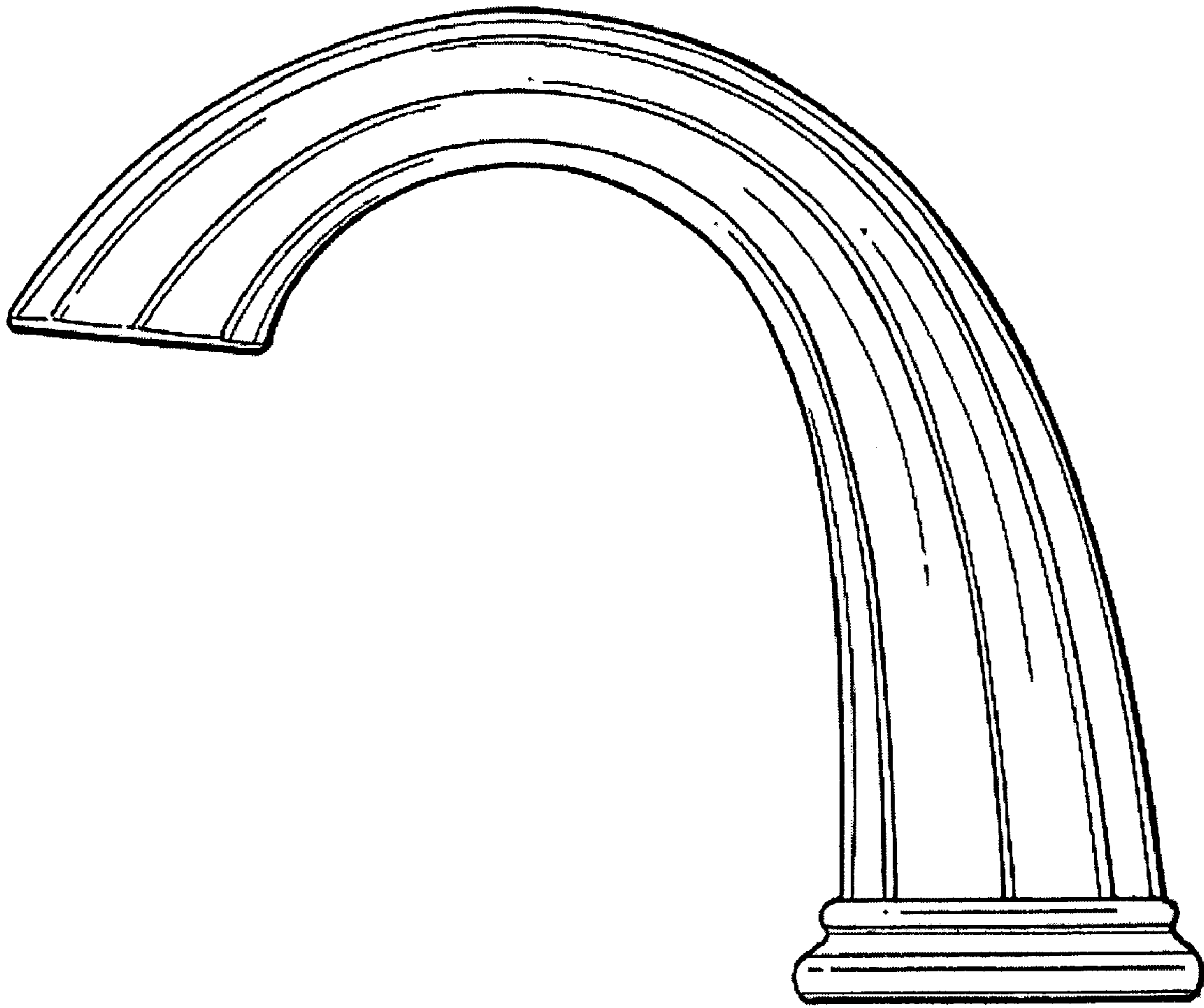


Fig. 6

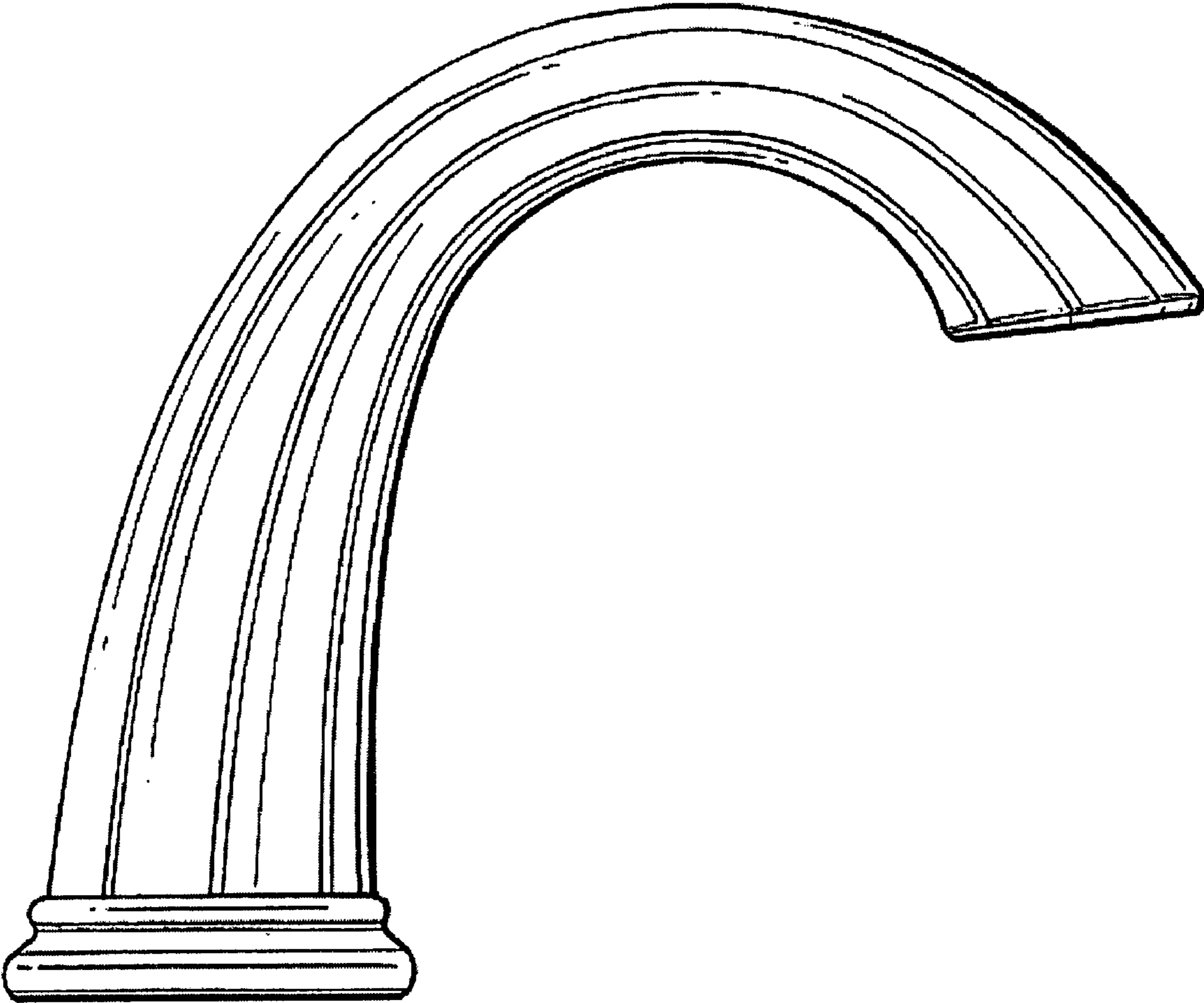


Fig. 7