



US00D573696S

(12) **United States Design Patent**
Eilmus

(10) **Patent No.:** **US D573,696 S**
(45) **Date of Patent:** **** Jul. 22, 2008**

(54) **SPOUT**

(75) Inventor: **Niels J. Eilmus**, Sheboygan, WI (US)

(73) Assignee: **Kohler Co.**, Kohler, WI (US)

(**) Term: **14 Years**

(21) Appl. No.: **29/262,655**

(22) Filed: **Jul. 7, 2006**

(51) **LOC (8) Cl.** **23-01**

(52) **U.S. Cl.** **D23/255**

(58) **Field of Classification Search** D23/238-243,
D23/250-257; 4/675-678; 137/801

See application file for complete search history.

(56) **References Cited**

U.S. PATENT DOCUMENTS

D426,873 S	6/2000	Milrud et al.	
D438,602 S	3/2001	Milrud et al.	
D440,633 S	4/2001	Fleischmann	
D440,635 S	4/2001	Fleischmann	
D472,961 S	4/2003	Ziemann	
D487,923 S *	3/2004	Fraser et al. D23/255
D488,542 S	4/2004	Spiegelberg et al.	
2004/0112985 A1	6/2004	Malek et al.	

FOREIGN PATENT DOCUMENTS

DE	000372313-0001	8/2005
DE	000372313-0002	8/2005
DE	000372313-0003	8/2005
DE	000372313-0004	8/2005
DE	000372313-0005	8/2005

OTHER PUBLICATIONS

Grohe. "Ladylux Cafe Kitchen Faucet Chrome". Model No. 33758000.

Kohler Co., "Vinnata Kitchen Sink Faucet". Model No. K-690. Kohler Co., online catalog. Copyright 2006 Kohler Co.

Jado. "Widespread Lavatory Set". Jado "Galleria" catalog.

Price Pfister. "Contempra Collection". (Pull-Out Kitchen Faucet) Model No. 526 Series.

* cited by examiner

Primary Examiner—Robert A. Delehanty

(74) *Attorney, Agent, or Firm*—Quarles & Brady LLP

(57) **CLAIM**

The ornamental design for a spout, as shown and described.

DESCRIPTION

In a preferred embodiment, the nature of this product is a spout for a faucet.

FIG. 1 is a left, top, front perspective view of a spout according to my new design;

FIG. 2 is a left side elevational view thereof, the right side elevational view thereof being a mirror image of the left side shown;

FIG. 3 is a top plan view thereof;

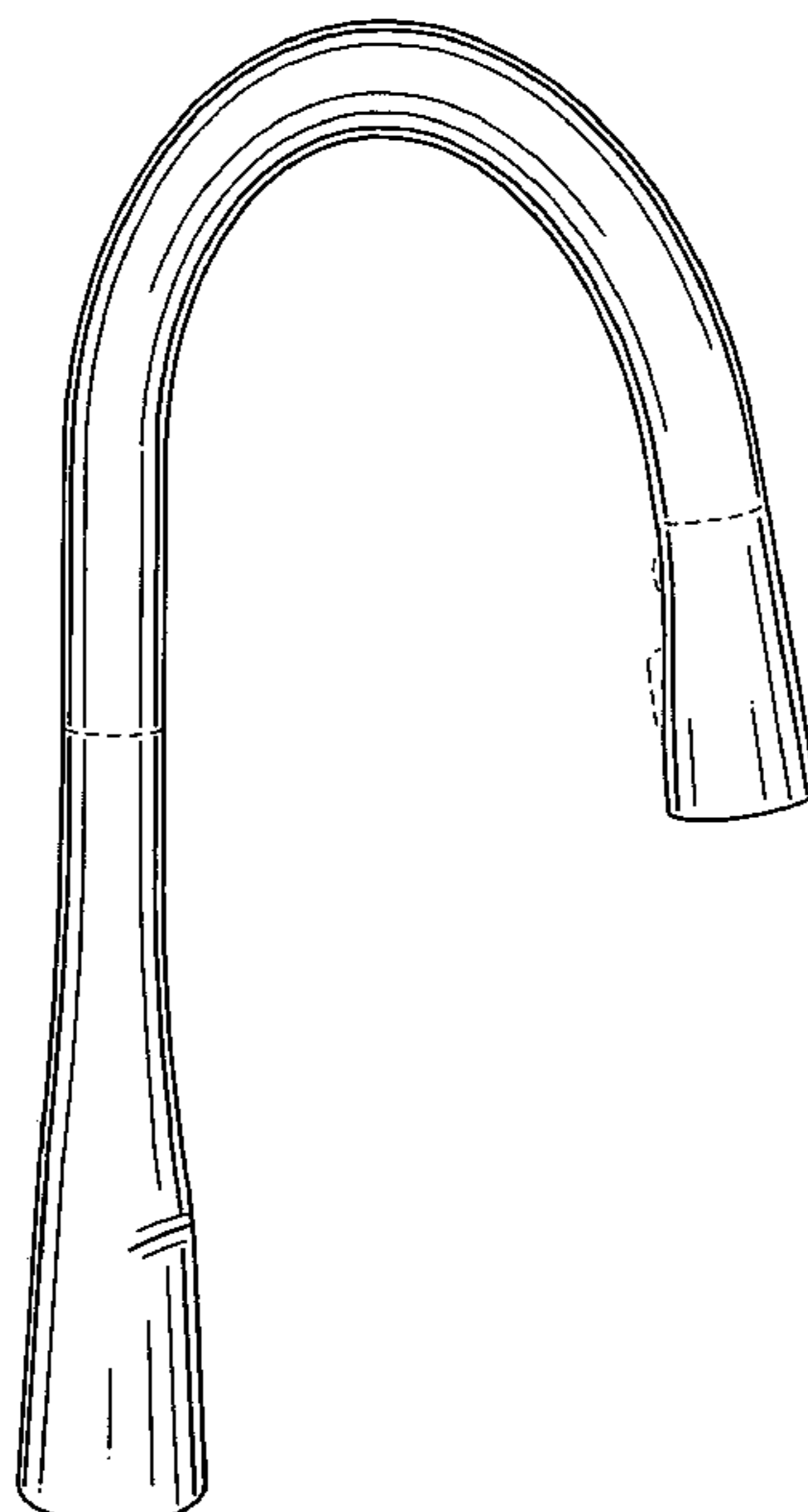
FIG. 4 is a front elevational view thereof;

FIG. 5 is a rear elevational view thereof; and,

FIG. 6 is a bottom plan view thereof.

The broken line representations of seams in the figures, of outlet structure in FIGS. 4 and 6 and of button environment in FIGS. 1, 2 and 6 are for the purpose of illustration only, and form no part of the claimed design.

1 Claim, 3 Drawing Sheets



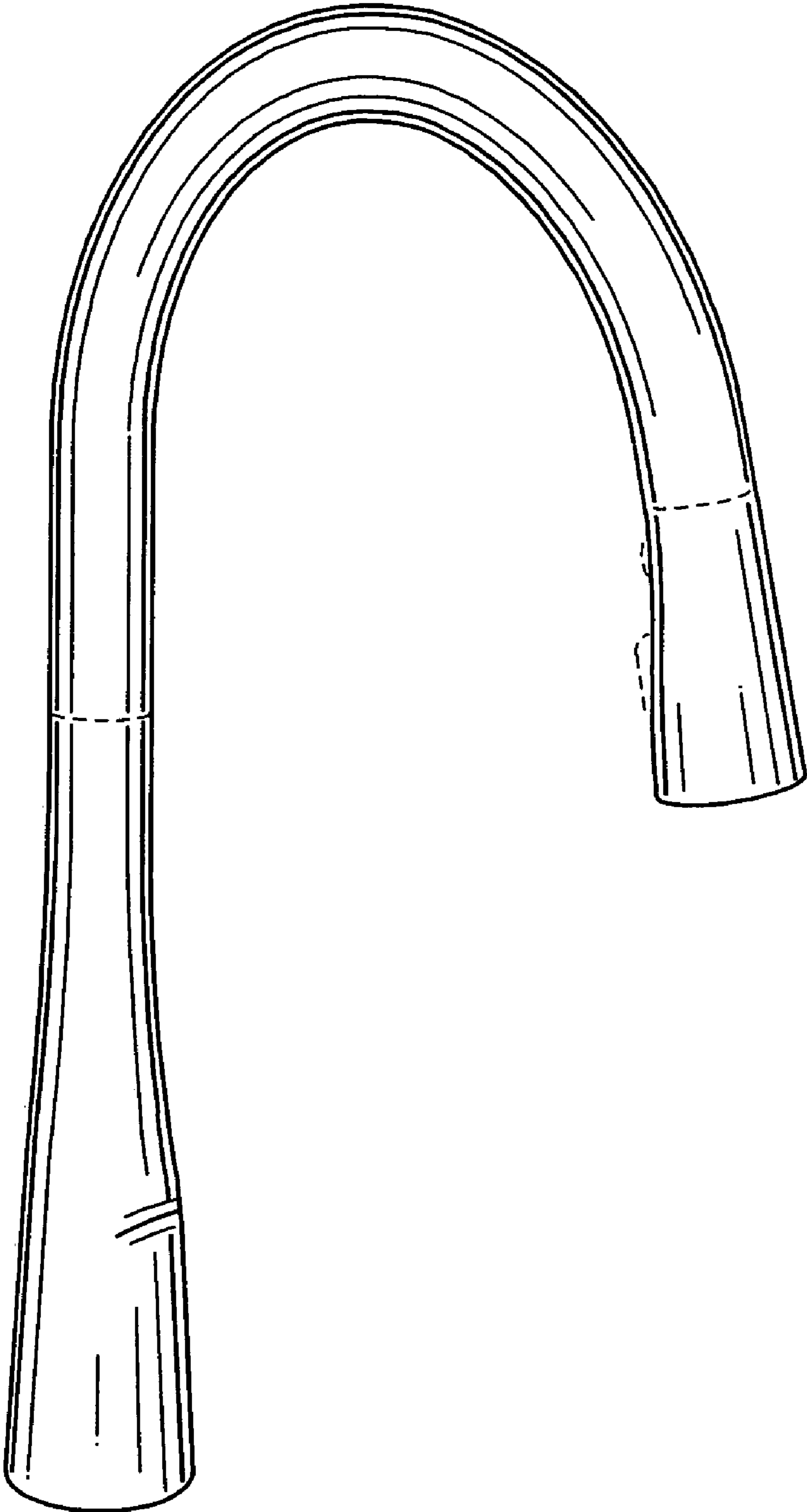


FIG. 1

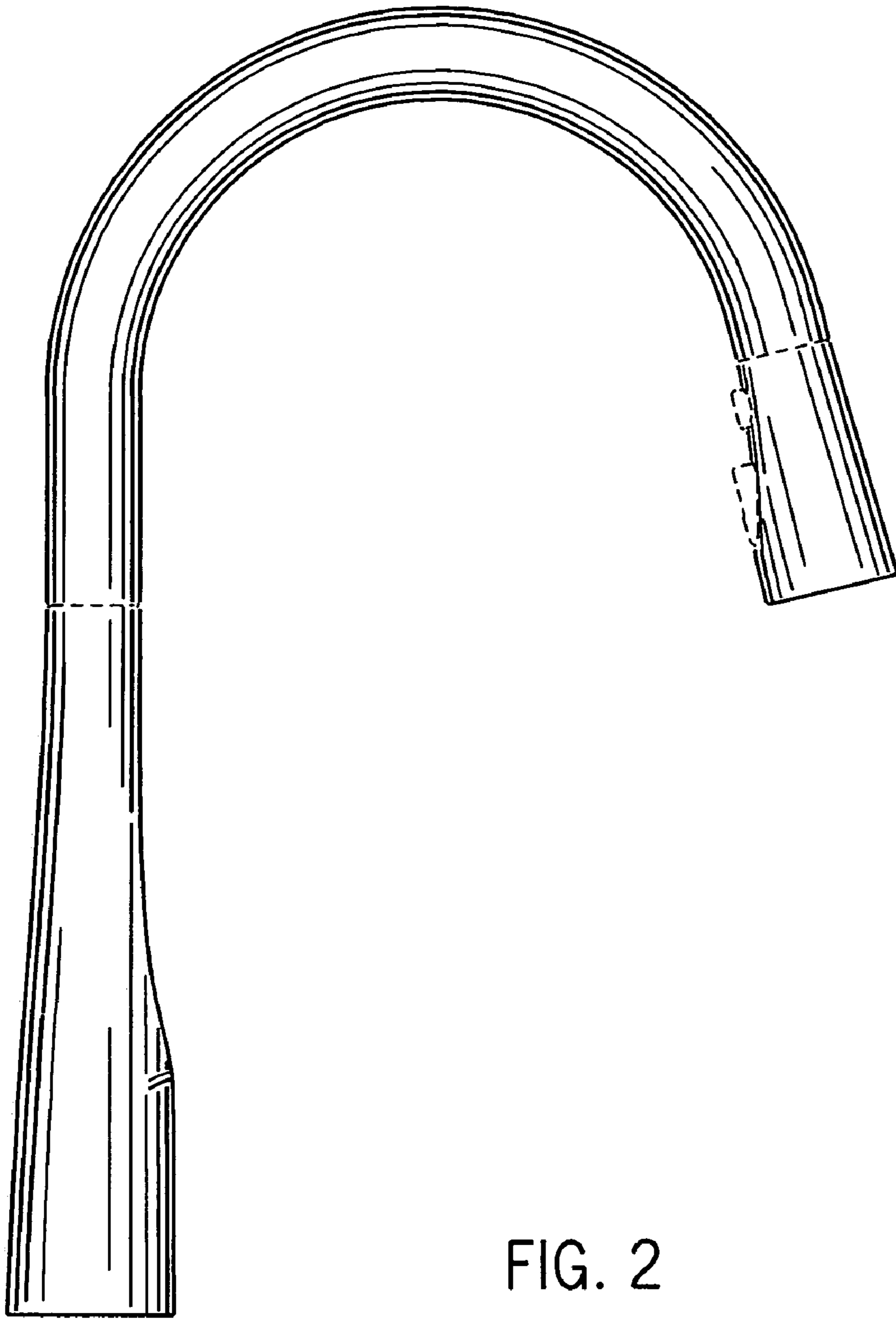


FIG. 2




FIG. 3




FIG. 4

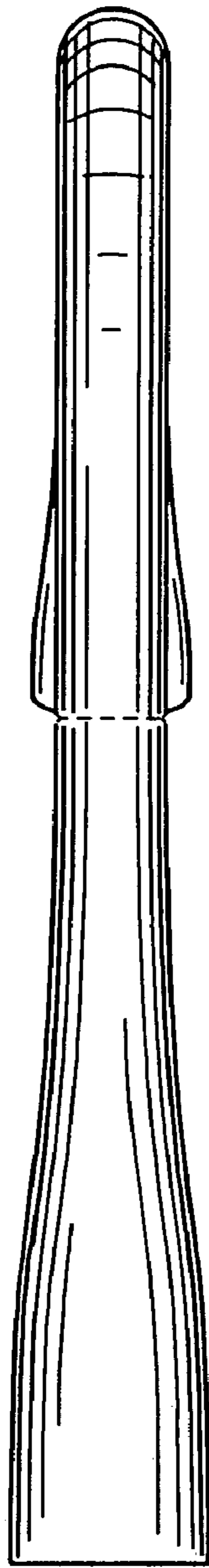


FIG. 5




FIG. 6