



US00D573683S

(12) **United States Design Patent**
Chernick et al.

(10) **Patent No.:** **US D573,683 S**
(45) **Date of Patent:** **** Jul. 22, 2008**

(54) **ELASTOMERIC FISH NET TUBE WITH FLEXIBLE TENTACLES**

D336,508 S * 6/1993 Mathews D22/135
D367,102 S * 2/1996 McLeaf D22/135

(76) Inventors: **Mark J. Chernick**, 19180 144th Ave., NE., Woodinville, WA (US) 98072;
Webb T. Nelson, 19180 144th Ave., NE., Woodinville, WA (US) 98072

* cited by examiner

(**) Term: **14 Years**

Primary Examiner—Catherine R Oliver
(74) *Attorney, Agent, or Firm*—LaMorte & Associates

(21) Appl. No.: **29/291,467**

(57) **CLAIM**

(22) Filed: **Aug. 29, 2007**

The ornamental design for an elastomeric fish net tube with flexible tentacles, as shown and described.

Related U.S. Application Data

(63) Continuation-in-part of application No. 29/271,286, filed on Jan. 16, 2007, now abandoned.

DESCRIPTION

(51) **LOC (8) Cl.** **22-05**
(52) **U.S. Cl.** **D22/135**
(58) **Field of Classification Search** D22/134-136, D22/199; 206/315.11; 43/7, 11, 5, 55
See application file for complete search history.


FIG. 1 is a front view of an elastomeric fish net tube with flexible tentacles, the rear view being the same;
FIG. 2 is a top view thereof, the bottom view being a mirror image thereof; and,
FIG. 3 is a right side view thereof, the left side view being the same.

(56) **References Cited**

U.S. PATENT DOCUMENTS

1,841,956 A * 1/1932 Juergens 43/55

1 Claim, 3 Drawing Sheets






FIG. 1




FIG. 2

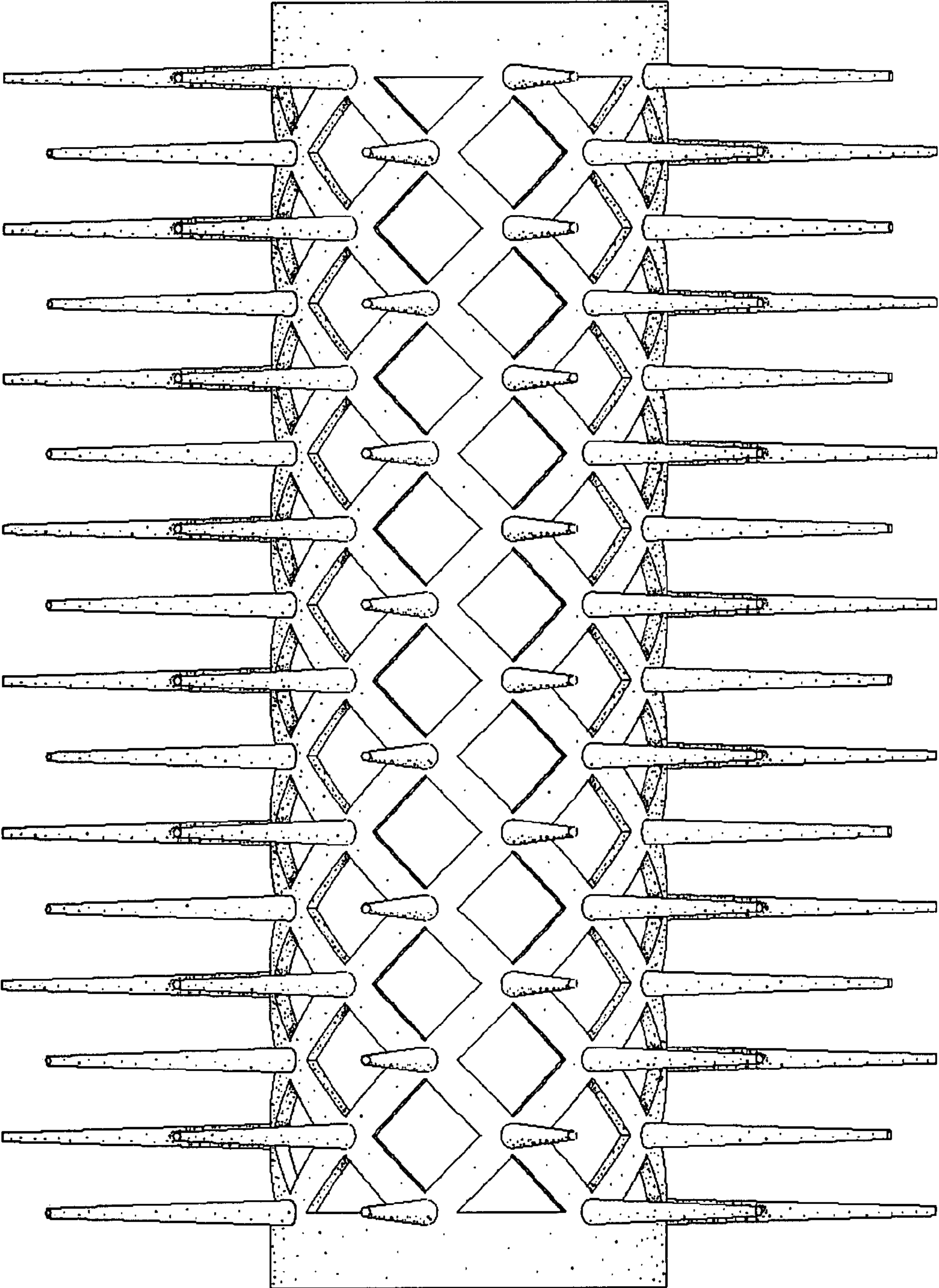


FIG. 3