



US00D573670S

(12) **United States Design Patent**
Mullins

(10) **Patent No.:** **US D573,670 S**
(45) **Date of Patent:** **** Jul. 22, 2008**

(54) **EXERCISE IMPLEMENT**

(75) **Inventor:** **Bryan Douglas Mullins**, 4325 Ellis Ave., Little River, SC (US) 29566

(73) **Assignee:** **Bryan Douglas Mullins**, Little River, SC (US)

(**) **Term:** **14 Years**

(21) **Appl. No.:** **29/283,249**

(22) **Filed:** **Aug. 8, 2007**

(51) **LOC (8) Cl.** **21-02**

(52) **U.S. Cl.** **D21/679; D21/791**

(58) **Field of Classification Search** D21/662, D21/679-682, 791; 473/219, 226, 256; 482/106-109
See application file for complete search history.

(56) **References Cited**

U.S. PATENT DOCUMENTS

3,351,346	A *	11/1967	Strahan	473/256
D223,614	S *	5/1972	Koolbergen	D21/679
3,690,655	A *	9/1972	Chapman	482/109
D234,309	S *	2/1975	Buchner	D21/679
D241,958	S *	10/1976	Smith	D21/791
D267,261	S *	12/1982	Pataluch	D21/679
D274,172	S *	6/1984	Gabrielidis	D21/679
4,602,788	A *	7/1986	Wendt	473/242
4,809,975	A *	3/1989	Lee	482/110
D327,517	S *	6/1992	Bowman	D21/681
D339,621	S *	9/1993	Briden	D21/725
5,281,192	A *	1/1994	Nelson	482/93
5,312,308	A *	5/1994	Hamilton et al.	482/44

5,330,190	A *	7/1994	Oakley, Jr.	473/234
D428,461	S *	7/2000	Koszalinski	D21/791
D432,613	S *	10/2000	Lewallen, Jr.	D21/791
6,346,065	B1 *	2/2002	Lapointe	482/77
6,378,879	B2 *	4/2002	Rappaport	280/87.041
6,503,149	B2 *	1/2003	Jelinek	473/224
7,285,079	B2 *	10/2007	Mandell	482/126
D566,205	S *	4/2008	Oates	D21/662

* cited by examiner

Primary Examiner—Philip Hyder
Assistant Examiner—Roselynn Cody

(57) **CLAIM**

I claim the ornamental design for an exercise implement, as shown and described.

DESCRIPTION

FIG. 1 is an exploded perspective view of an exercise implement showing my new design;

FIG. 2 is a front elevational view thereof;

FIG. 3 is a rear elevational view thereof;

FIG. 4 is a left-side elevational view thereof;

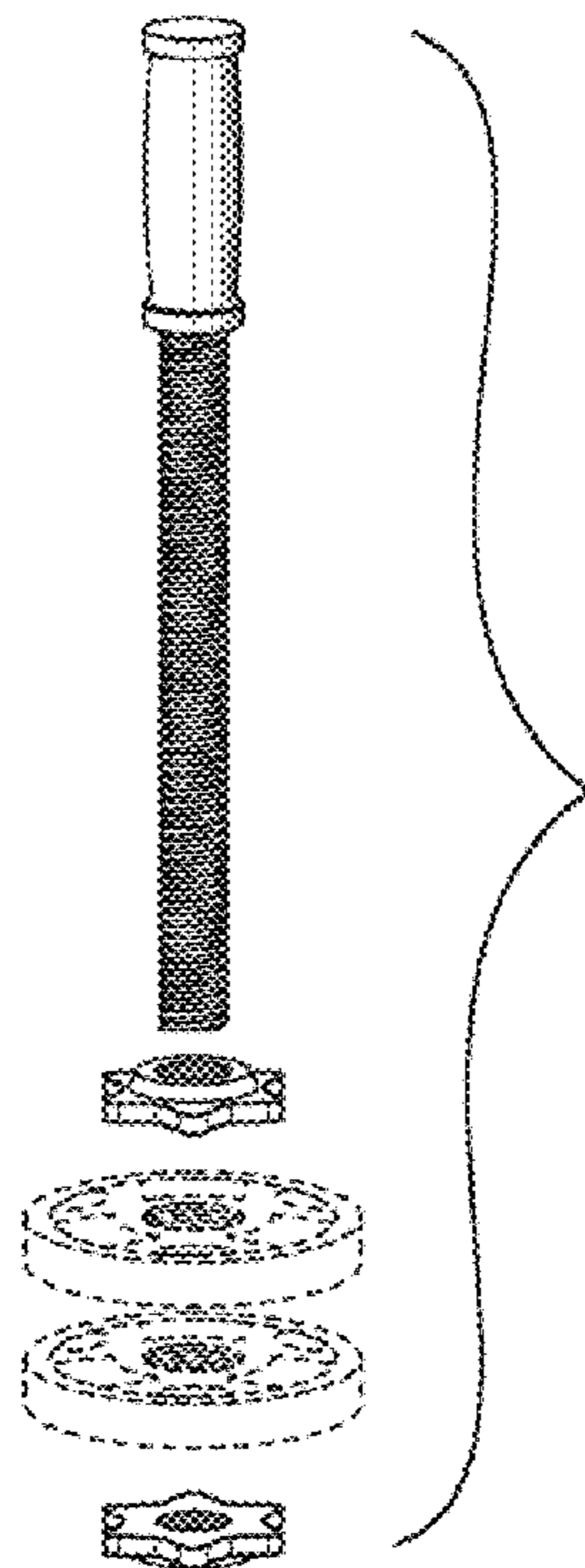
FIG. 5 is a right-side elevational view thereof;

FIG. 6 is a top plan view thereof; and,

FIG. 7 is a bottom plan view of the thereof.

The broken lines showing a number of weights in the figures are included for the purpose of illustrating the invention in use and form no part of the claimed design.

1 Claim, 1 Drawing Sheet



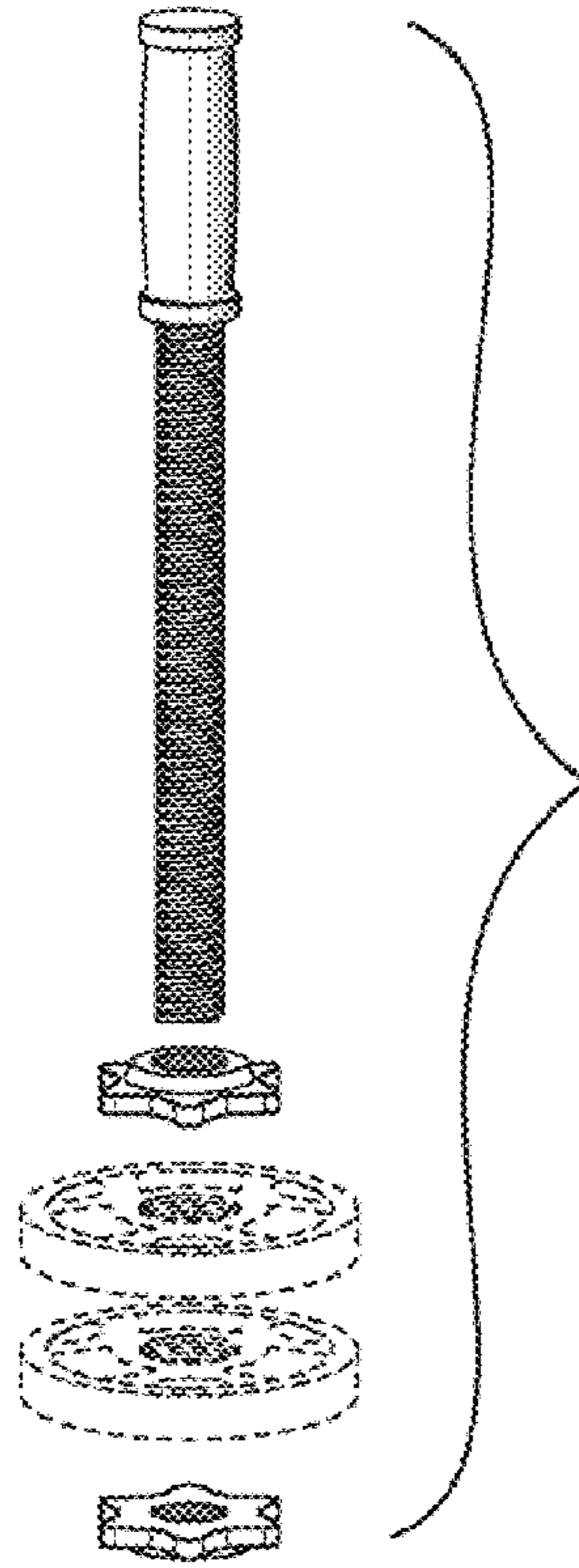


FIG. 1




FIG. 2

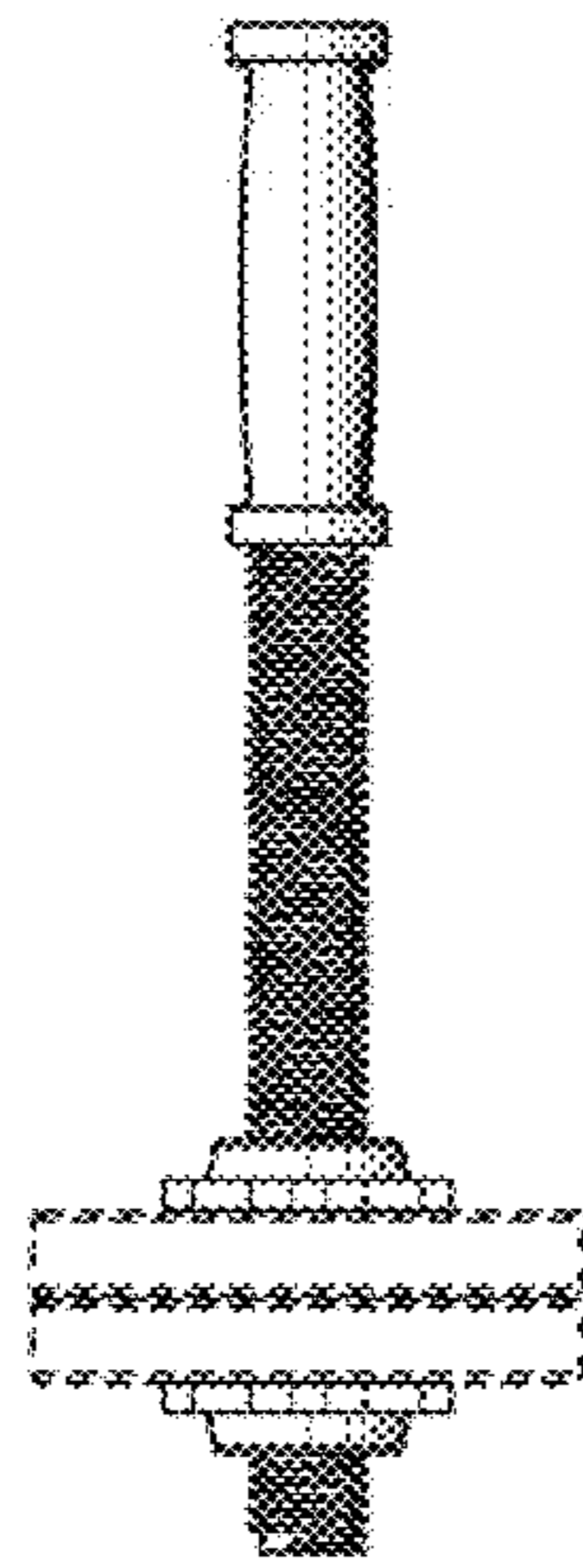


FIG. 3

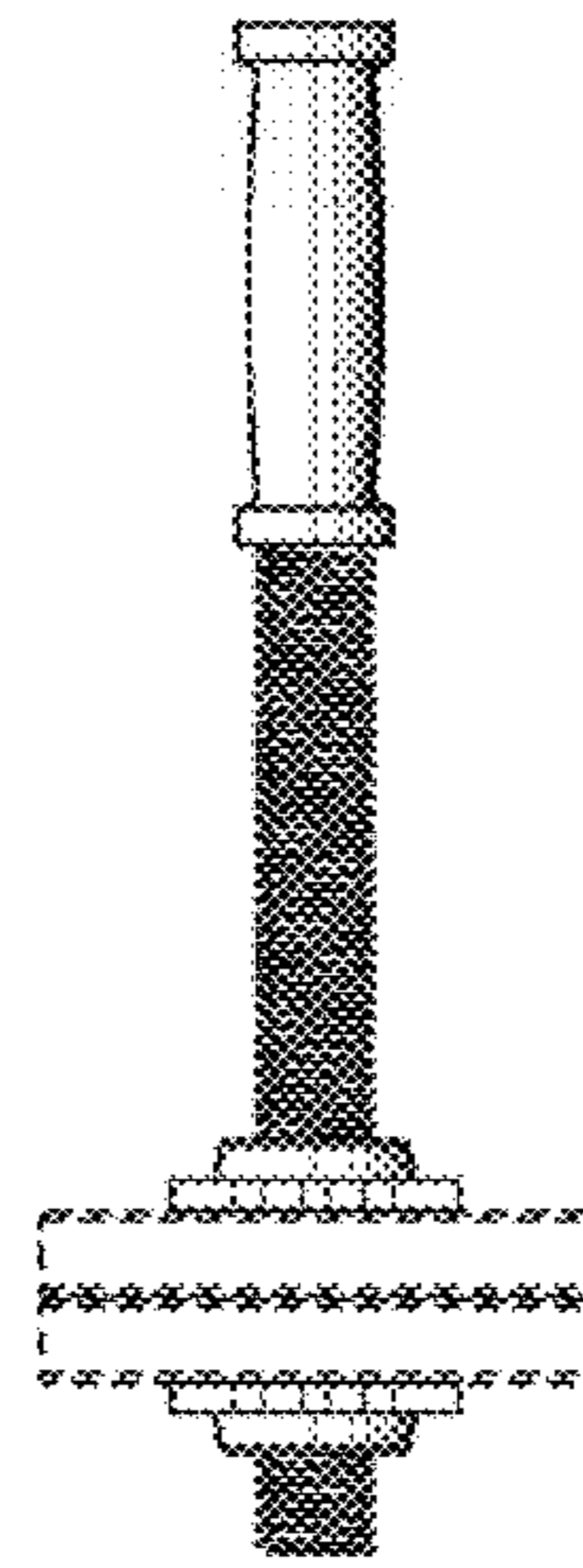


FIG. 4




FIG. 5

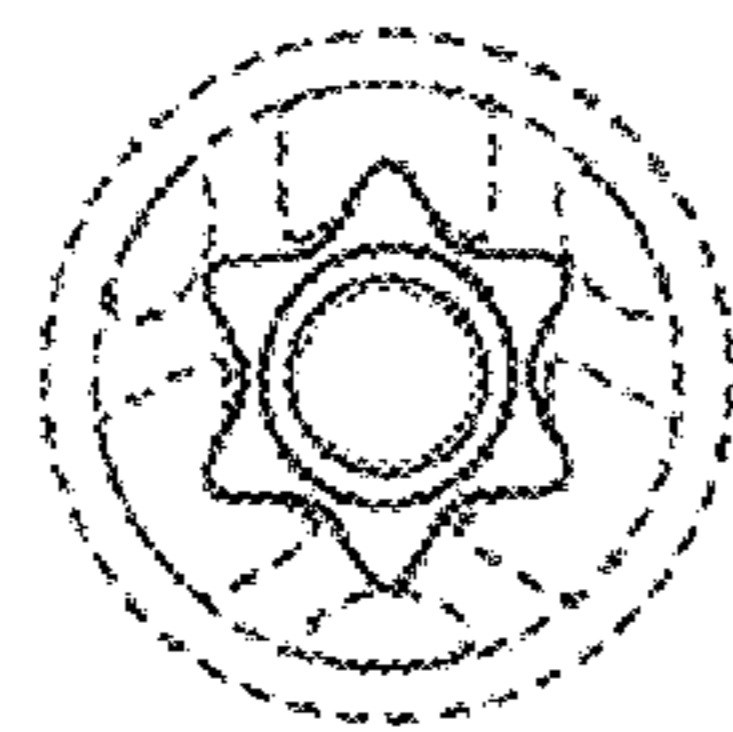


FIG. 6

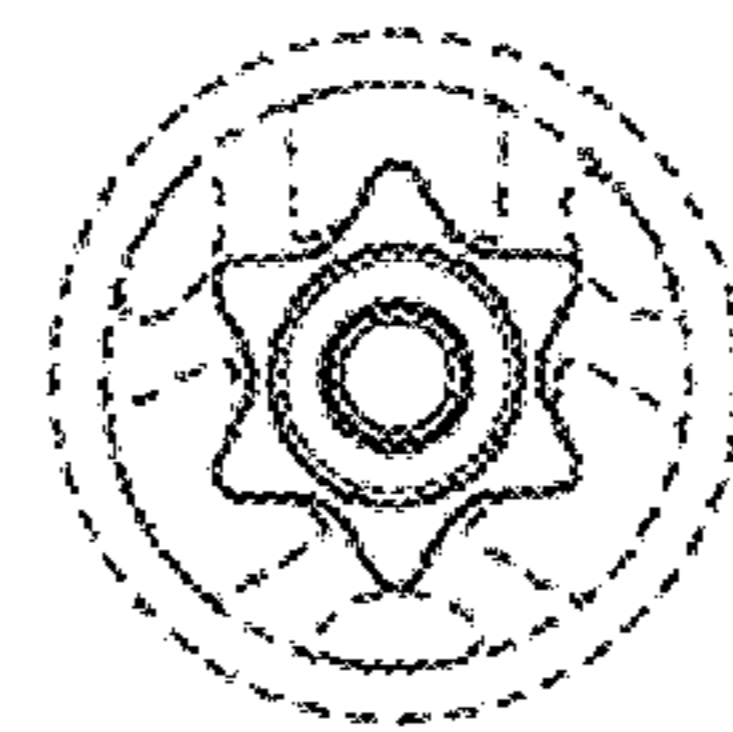


FIG. 7