



US00D573664S

(12) **United States Design Patent**
Lu

(10) **Patent No.:** **US D573,664 S**
(45) **Date of Patent:** **** Jul. 22, 2008**

(54) **TOY TABLE**

(76) Inventor: **Li-Wei Lu**, No. 59-16, Chiu-She Lane,
Chiu She Li, Pei Tun District, Taichung
City (TW)

(**) Term: **14 Years**

(21) Appl. No.: **29/296,968**

(22) Filed: **Oct. 31, 2007**

(51) **LOC (8) Cl.** **21-01**

(52) **U.S. Cl.** **D21/522; D21/476**

(58) **Field of Classification Search** D21/398,
D21/475, 476, 483, 522, 628; D6/396, 403,
D6/404, 451; D12/129, 130, 133; 446/227,
446/479, 482, 491; 434/432; 297/135, 174 R;
D11/117, 139

See application file for complete search history.

(56) **References Cited**

U.S. PATENT DOCUMENTS

D273,027	S	*	3/1984	Echterling	D21/522
D280,648	S	*	9/1985	Kodama	D21/475
D314,999	S	*	2/1991	Kataoka	D21/628
D339,772	S	*	9/1993	Hu	D12/133
D447,445	S	*	9/2001	Lu	D12/133
D460,127	S	*	7/2002	Long	D21/475

6,547,628	B1	*	4/2003	Long	446/227
D484,194	S	*	12/2003	Daftari	D21/483
D504,082	S	*	4/2005	Weiser et al.	D11/117
2006/0286893	A1	*	12/2006	Conaway	446/227

* cited by examiner

Primary Examiner—Holly H. Baynham

Assistant Examiner—Cynthia M Chin

(74) *Attorney, Agent, or Firm*—Egbert Law Offices

(57) **CLAIM**

The ornamental design for a toy table, as shown and described.

DESCRIPTION

FIG. 1 is an upper perspective view of the toy table showing my design.

FIG. 2 is a front view thereof;

FIG. 3 is a back view thereof;


FIG. 4 is a side view thereof;

FIG. 5 is an opposite side view thereof;

FIG. 6 is top view thereof, and,

FIG. 7 is a bottom view thereof.

1 Claim, 4 Drawing Sheets






FIG.1




FIG. 2




FIG. 3




FIG. 4




FIG. 5

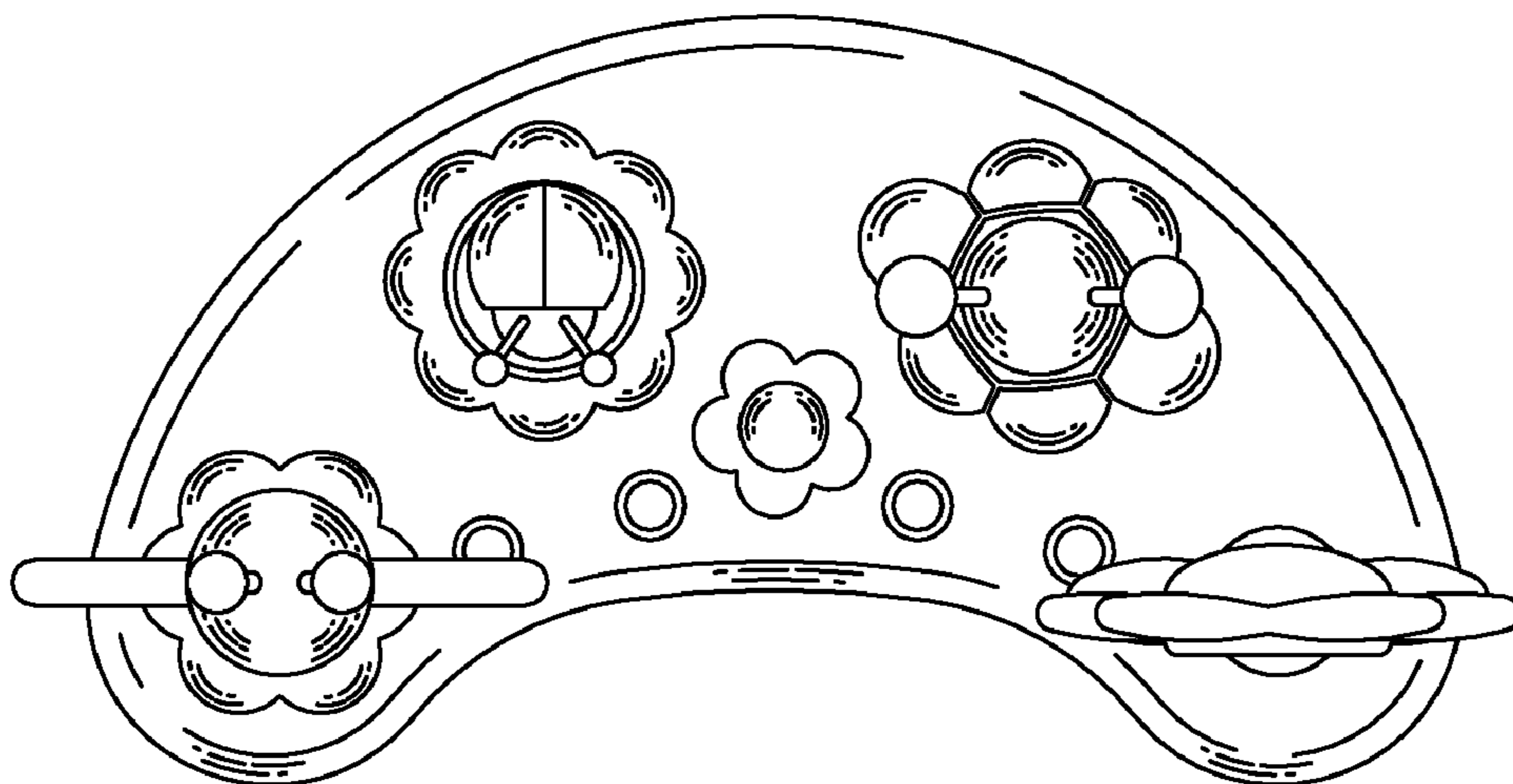


FIG. 6

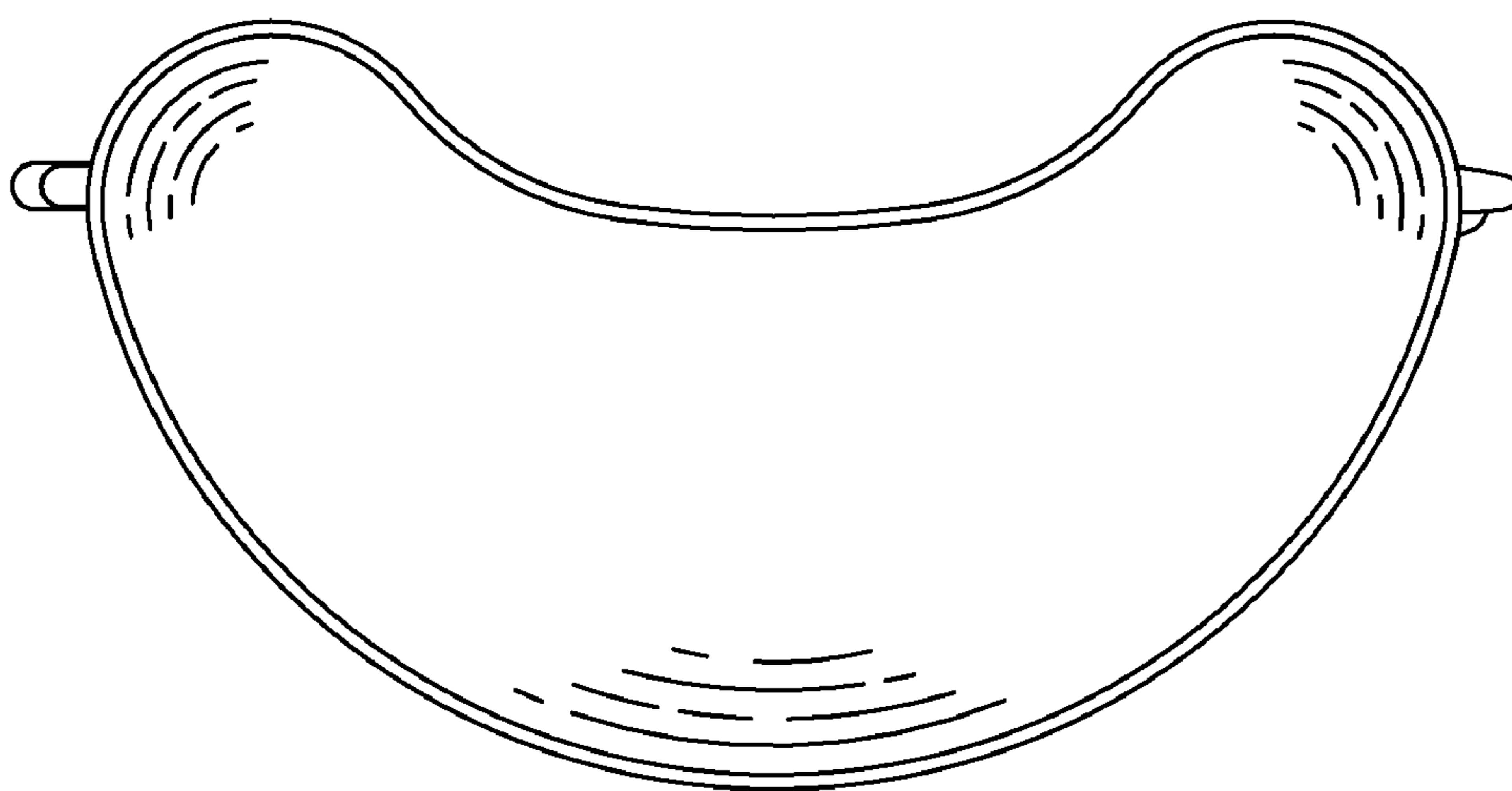


FIG. 7