



US00D573650S

(12) **United States Design Patent**
Cannon

(10) **Patent No.:** **US D573,650 S**

(45) **Date of Patent:** **** Jul. 22, 2008**

(54) **COMBINATION PAPER PAD AND PEN**

D423,343 S * 4/2000 Smith et al. D9/715
6,547,283 B1 * 4/2003 Moor 281/44

(76) Inventor: **Tammy Cannon**, P.O. Box 1105,
Nahunta, GA (US) 31553

* cited by examiner

(**) Term: **14 Years**

Primary Examiner—Elizabeth Albert
Assistant Examiner—Kelley A Donnelly

(21) Appl. No.: **29/273,032**

(74) *Attorney, Agent, or Firm*—Rodgers & Rodgers

(22) Filed: **Feb. 26, 2007**

(57) **CLAIM**

(51) **LOC (8) Cl.** **19-06**

The ornamental design for a combination paper pad and pen,
as shown.

(52) **U.S. Cl.** **D19/78**

(58) **Field of Classification Search** D19/78,
D19/52, 65, 75, 86, 95, 99, 100; 462/71;
281/15.1, 30–31, 45; 206/215–214, 371,
206/449

DESCRIPTION

See application file for complete search history.

FIG. 1 is a perspective view of a combination paper pad and
pen showing my new design;

(56) **References Cited**

U.S. PATENT DOCUMENTS

885,420	A *	4/1908	Ansell	281/15.1
4,948,172	A *	8/1990	Chang	281/45
5,029,899	A *	7/1991	Schieppati et al.	281/30
5,190,317	A *	3/1993	Zoland	281/30
5,222,764	A *	6/1993	Dyer	281/45
D358,839	S *	5/1995	Lipic	D19/26
5,480,037	A *	1/1996	Pope	211/50

FIG. 2 is a top plan view thereof;

FIG. 3 is a right side elevational view thereof;

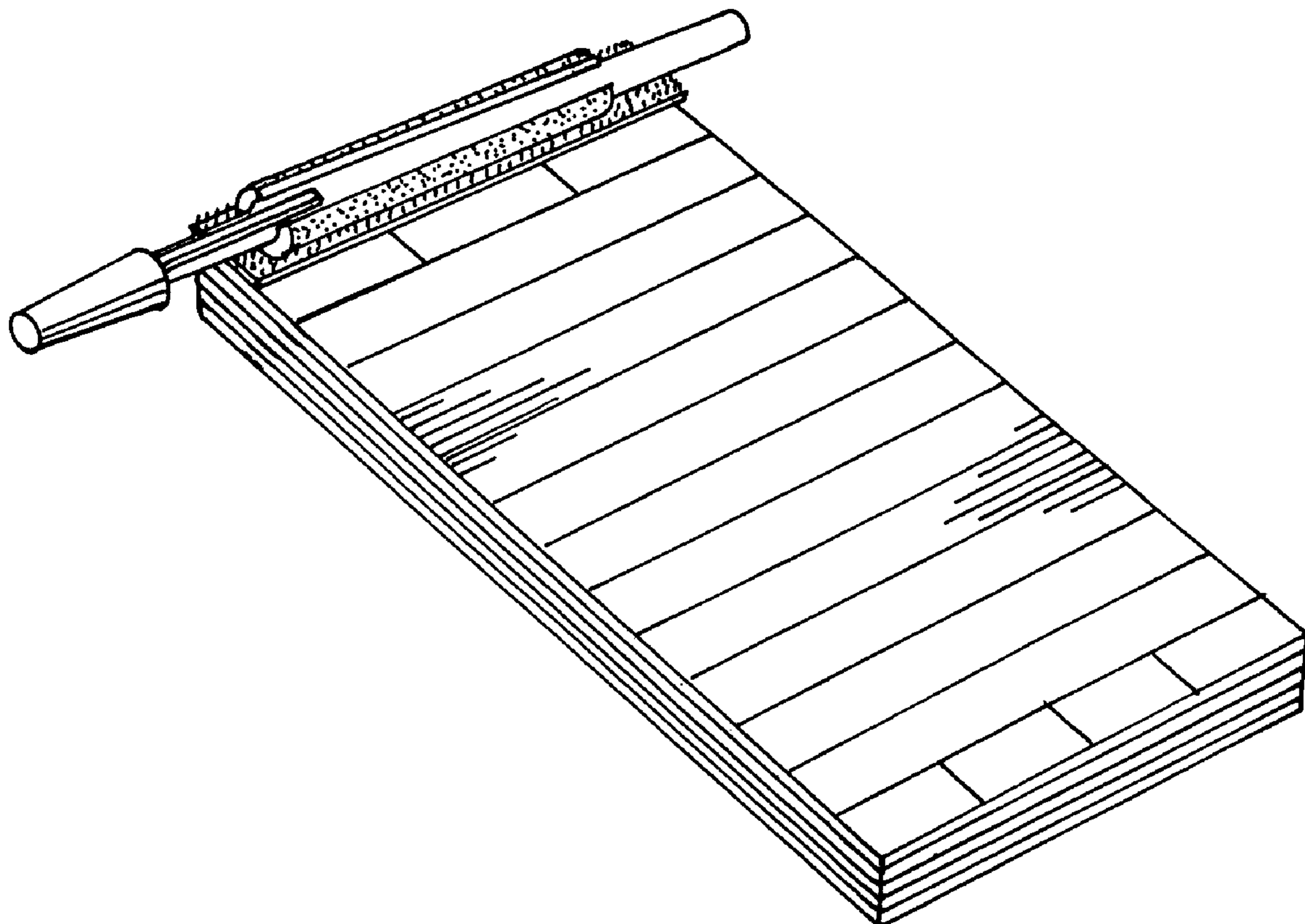
FIG. 4 is a front elevational view thereof;

FIG. 5 is a rear elevational view thereof; and,

FIG. 6 is a bottom plan view thereof.

The stipple shading that can be seen in FIGS. 1, 2, 3, 4 and 5
is used to represent a type of material.

1 Claim, 2 Drawing Sheets



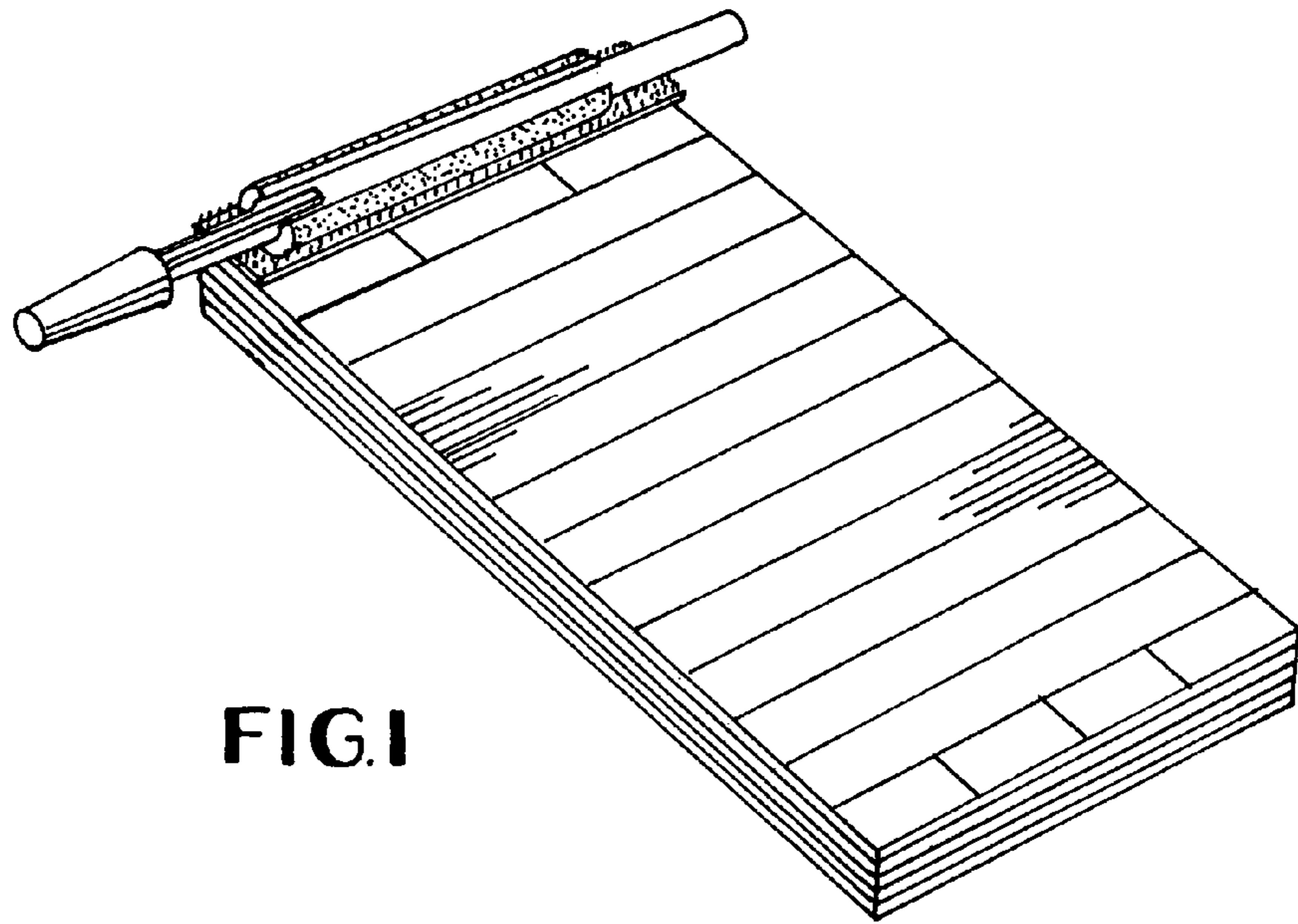


FIG. 1

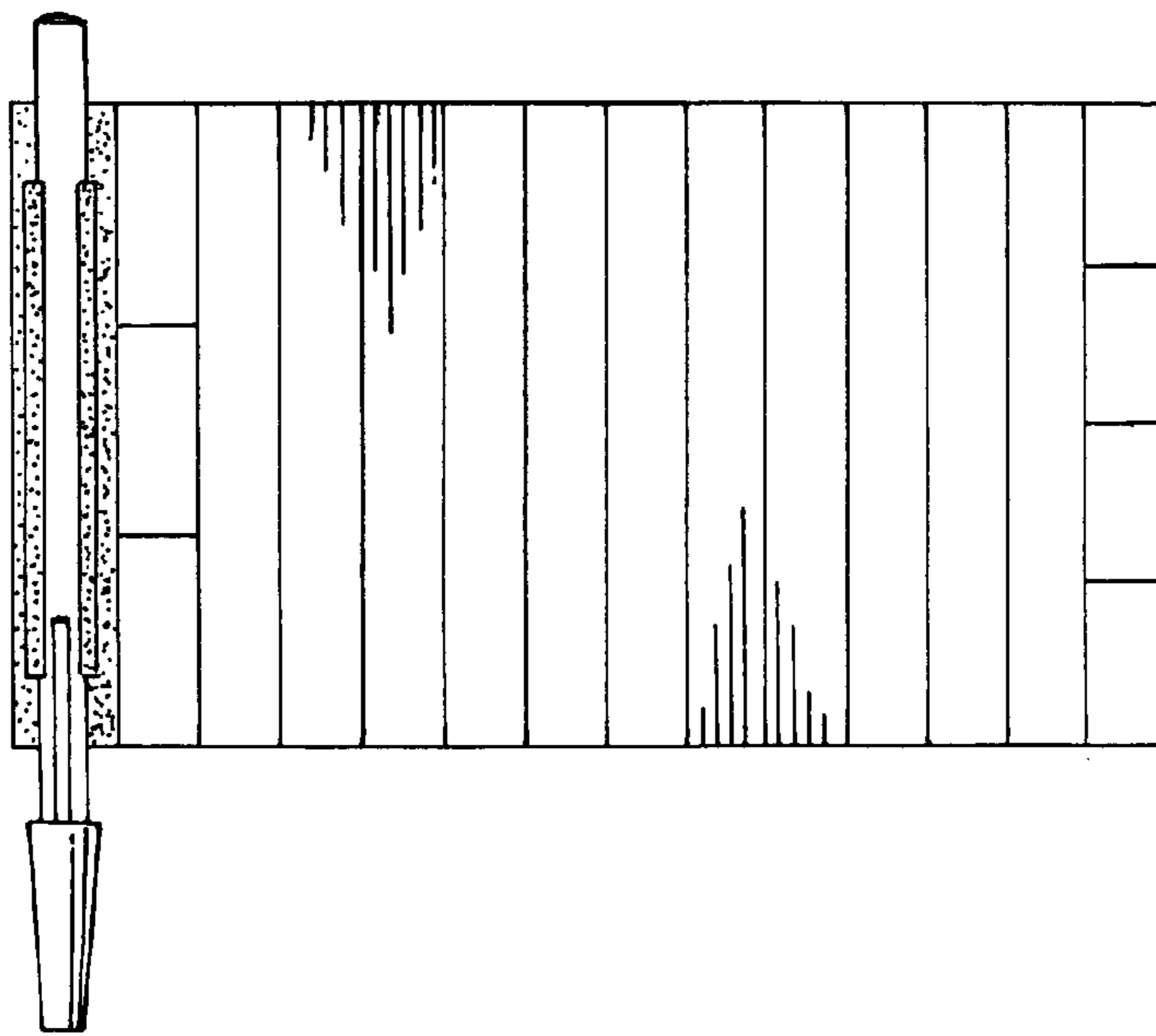


FIG. 2




FIG. 3




FIG. 4




FIG. 5

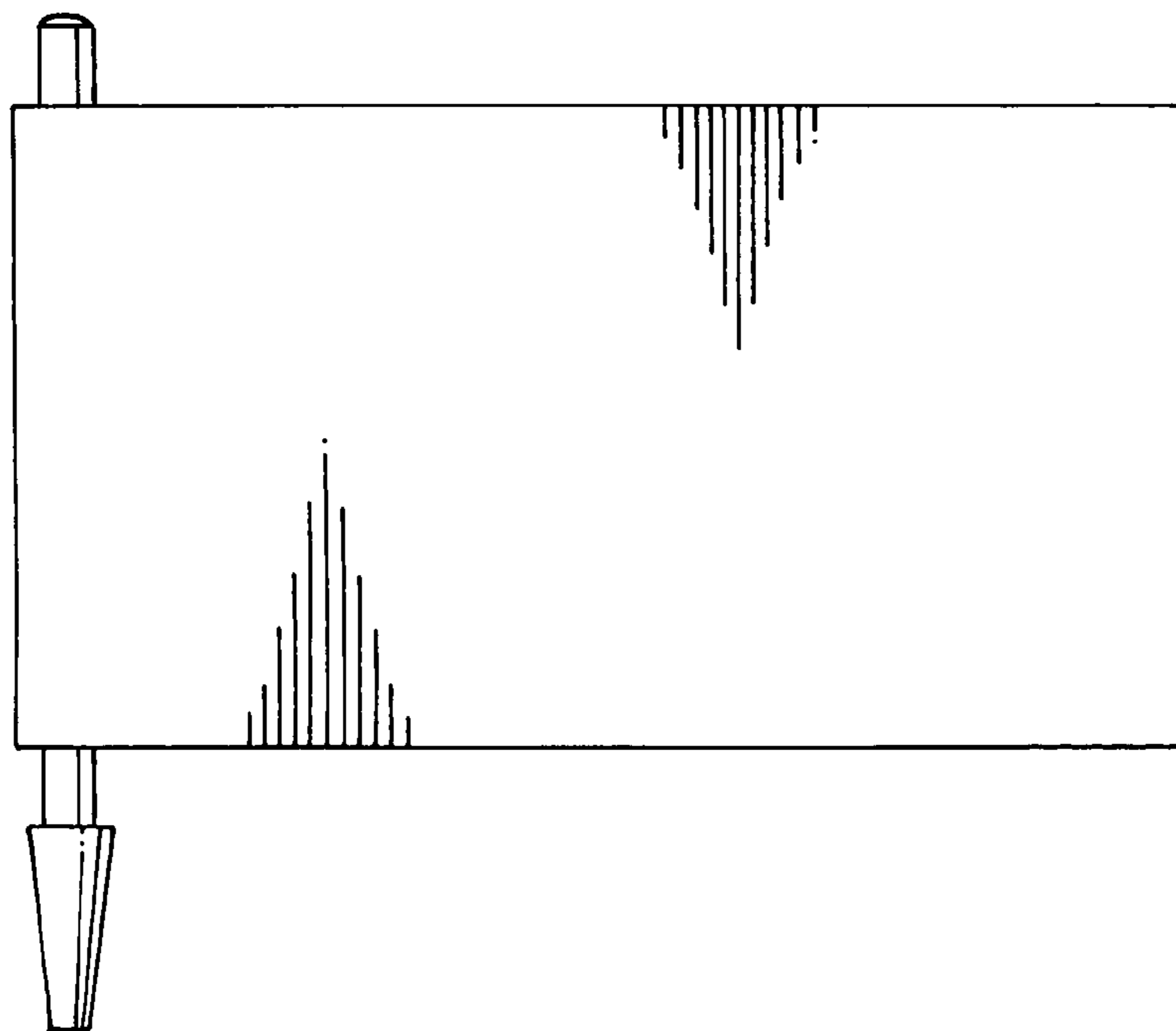


FIG. 6