



US00D573643S

(12) **United States Design Patent**
Brigham et al.

(10) **Patent No.:** **US D573,643 S**
(45) **Date of Patent:** **** Jul. 22, 2008**

(54) **CAP FOR MARKER**

(75) Inventors: **Brian Brigham**, Chicago, IL (US); **Scott Ternovits**, Chicago, IL (US)

(73) Assignee: **OMX, Inc.**, Naperville, IL (US)

(**) Term: **14 Years**

(21) Appl. No.: **29/272,914**

(22) Filed: **Feb. 20, 2007**

(51) **LOC (8) Cl.** **19-06**

(52) **U.S. Cl.** **D19/57**

(58) **Field of Classification Search** D19/35,
D19/36, 41-51, 53-57; 24/11 F, 11 P, 11 R;
401/52, 99, 100, 104-109, 192, 195, 196
See application file for complete search history.

(56) **References Cited**

U.S. PATENT DOCUMENTS

903,431	A	*	11/1908	Arnold	30/113
1,868,200	A	*	7/1932	Freedman	401/98
D305,245	S	*	12/1989	Chuang	D19/57
D312,838	S	*	12/1990	Vitrac	D19/51
D335,144	S	*	4/1993	Katami et al.	D19/57
D363,947	S	*	11/1995	Kimura	D19/36
D370,497	S	*	6/1996	Moore et al.	D19/36
D373,383	S	*	9/1996	Izushima	D19/57
D417,525	S	*	12/1999	Brushett	D27/195
D465,237	S	*	11/2002	Qiu	D19/43

D534,587	S	*	1/2007	Hageman et al.	D19/57
D535,331	S	*	1/2007	Hageman et al.	D19/47
D545,364	S		6/2007	Ternovits		
D545,366	S		6/2007	Ternovits		
D545,367	S		6/2007	Ternovits		
D546,884	S		7/2007	Ternovits		
D546,887	S		7/2007	Ternovits		
D548,789	S		8/2007	Ternovits		

* cited by examiner

Primary Examiner—Elizabeth A Albert

(74) *Attorney, Agent, or Firm*—Klarquist Sparkman, LLP

(57) **CLAIM**

We claim the ornamental design for a cap for a marker, as shown and described.

DESCRIPTION

FIG. 1 is a perspective view of a cap for marker;

FIG. 2 is a side elevational view of the cap shown in FIG. 1, the opposite side being a mirror image thereof.

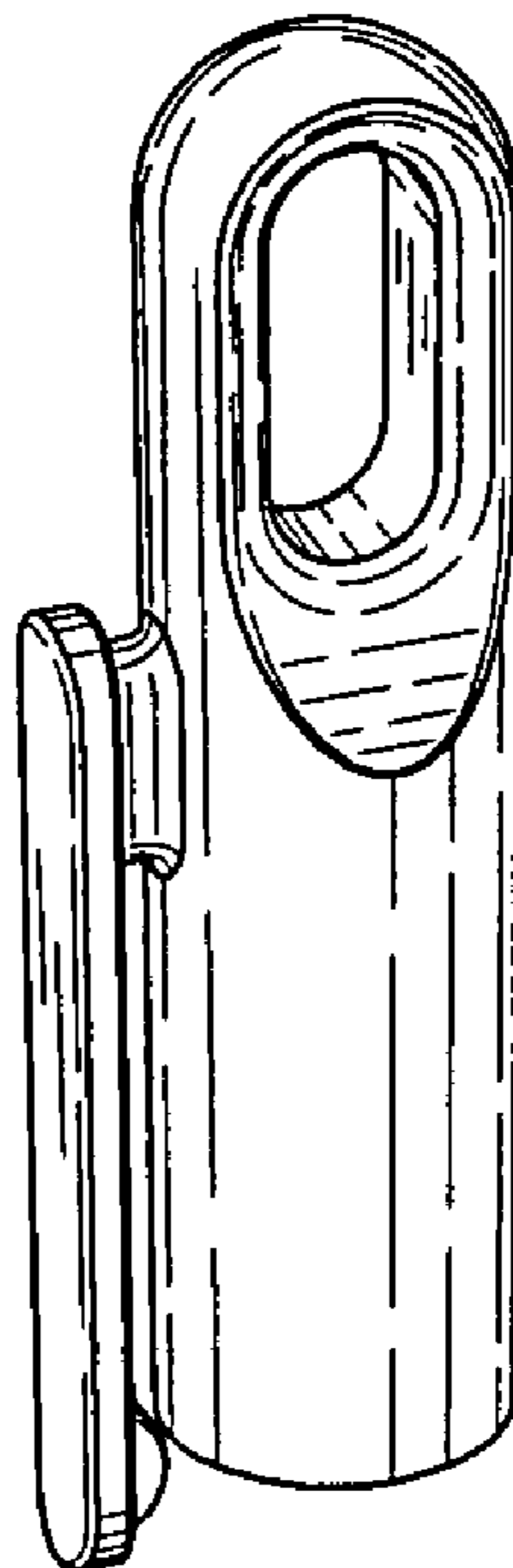
FIG. 3 is a front elevational view of the cap shown in FIG. 1.

FIG. 4 is a top plan view of the cap shown in FIG. 1; and,

FIG. 5 is a bottom plan view of the cap shown in FIG. 1.

The broken lines showing the inside of the cap in FIG. 5 are included for the purpose of illustrating environment and form no part of the claimed design.

1 Claim, 1 Drawing Sheet



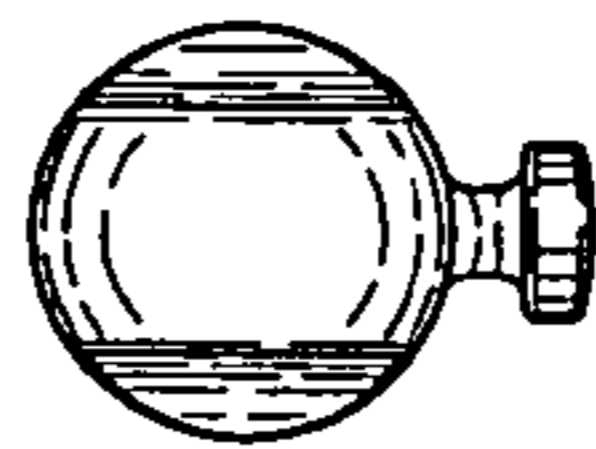


FIG. 4

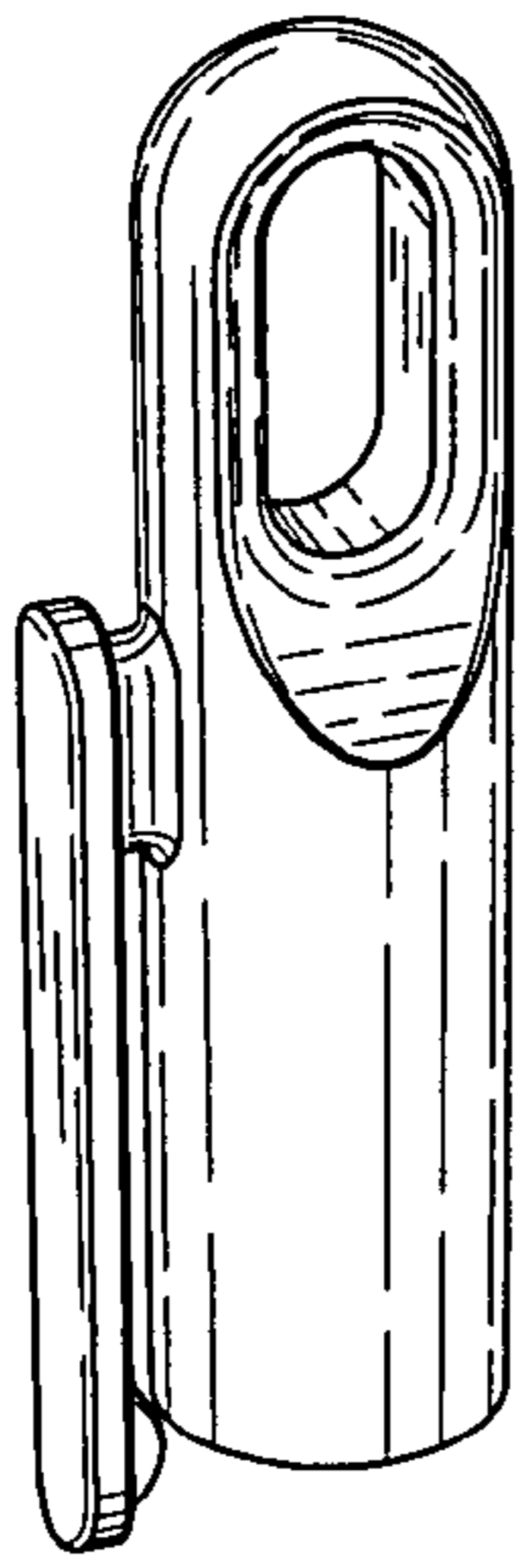


FIG. 1

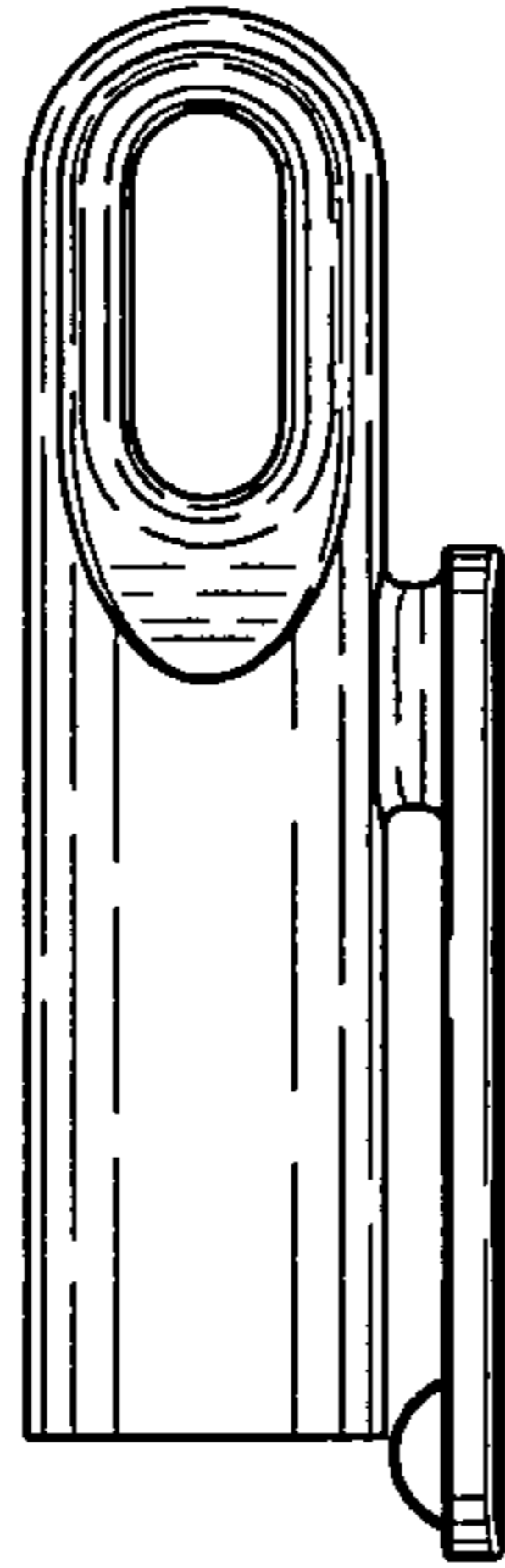


FIG. 2



FIG. 3

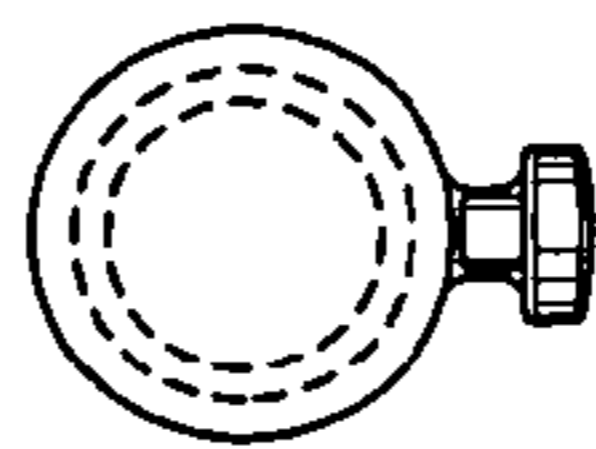


FIG. 5