



US00D573640S

(12) **United States Design Patent**
Qiu et al.

(10) **Patent No.:** **US D573,640 S**
(45) **Date of Patent:** **** Jul. 22, 2008**

- (54) **PEN**
- (75) Inventors: **Zhiming Qiu**, Ningbo (CN); **Yong Fei**, Ningbo (CN)
- (73) Assignee: **Beifa Group Co., Ltd.**, Ningbo (CN)
- (**) Term: **14 Years**
- (21) Appl. No.: **29/276,672**
- (22) Filed: **Feb. 1, 2007**
- (30) **Foreign Application Priority Data**
Aug. 14, 2006 (CN) 2006 3 0136388
- (51) **LOC (8) Cl.** **19-06**
- (52) **U.S. Cl.** **D19/48**
- (58) **Field of Classification Search** D19/35,
D19/36, 41-51, 53-57; 24/11 R, 11 F, 11 P;
401/52, 99, 100, 104-109, 192, 195, 196
See application file for complete search history.

- (56) **References Cited**
U.S. PATENT DOCUMENTS
- | | | | | |
|-----------|-----|---------|------------|---------|
| 2,642,042 | A | 6/1953 | Gowland | |
| 3,453,694 | A * | 7/1969 | Hechtle | 24/11 F |
| D402,693 | S | 12/1998 | Sunaga | |
| D437,352 | S | 2/2001 | Matsuzaki | |
| D443,642 | S | 6/2001 | Tsuchikura | |
| D453,187 | S | 1/2002 | Keda | |
| D457,917 | S | 5/2002 | Traut | |
| D465,238 | S | 11/2002 | Qiu | |
| D492,349 | S * | 6/2004 | Qiu | D19/50 |

- | | | | | |
|--------------|------|---------|-----------------|--------|
| D495,002 | S * | 8/2004 | Sung | D19/51 |
| D502,507 | S | 3/2005 | Wang | |
| D510,104 | S | 9/2005 | Qiu | |
| D542,843 | S * | 5/2007 | Qiu | D19/50 |
| D546,882 | S * | 7/2007 | Qiu | D19/50 |
| D552,673 | S * | 10/2007 | Rolion et al. | D19/47 |
| D559,318 | S * | 1/2008 | Qiu et al. | D19/51 |
| D562,388 | S * | 2/2008 | Qiu et al. | D19/47 |
| D562,891 | S * | 2/2008 | Qiu et al. | D19/47 |
| 2006/0062628 | A1 * | 3/2006 | Kostecki et al. | 401/6 |
- * cited by examiner

Primary Examiner—Elizabeth A Albert
(74) *Attorney, Agent, or Firm*—Christensen O'Connor Johnson Kindness PLLC

(57) **CLAIM**

The ornamental design for a pen, as shown and described.

DESCRIPTION

FIG. 1 is a lower front left perspective view of a pen showing our new design;

FIG. 2 is an upper rear right perspective view of the pen shown in FIG. 1;

FIG. 3 is a left side elevation view thereof;

FIG. 4 is a top plan view thereof;

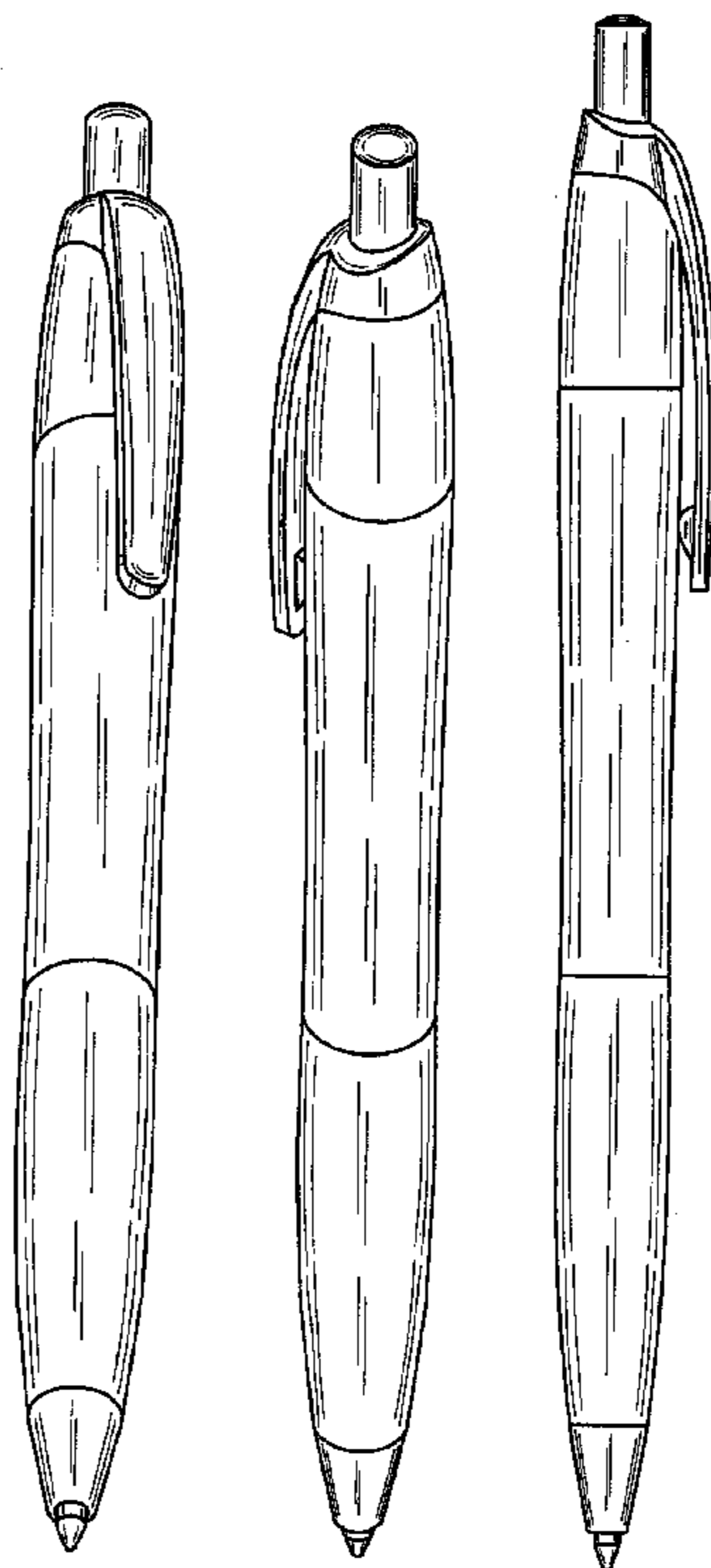
FIG. 5 is a front elevation view thereof;

FIG. 6 is a right side elevation view thereof;

FIG. 7 is a bottom plan view thereof; and,

FIG. 8 is a rear elevation view thereof.

1 Claim, 3 Drawing Sheets



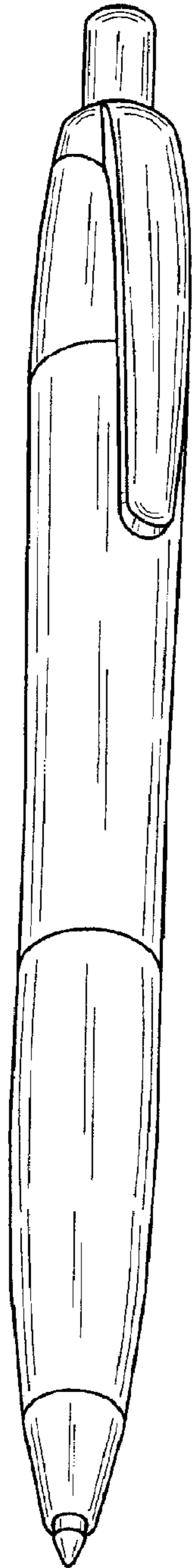


Fig. 1.




Fig. 2.

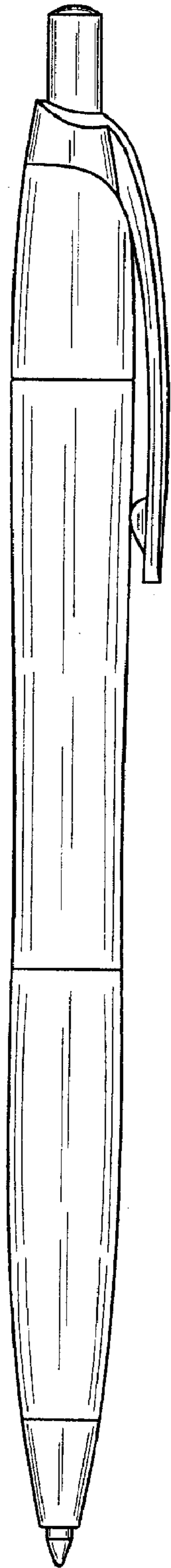


Fig. 3.

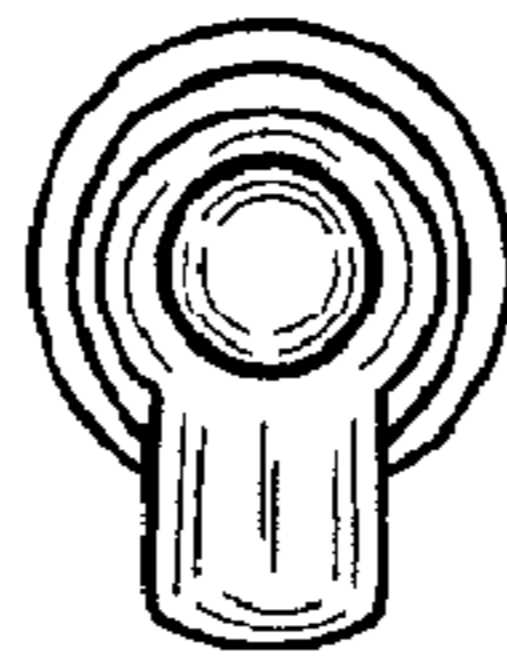


Fig. 4.

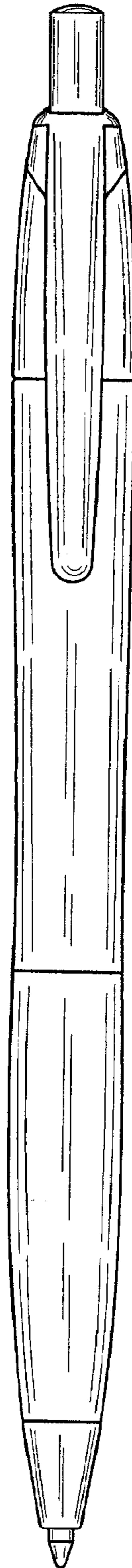


Fig. 5.

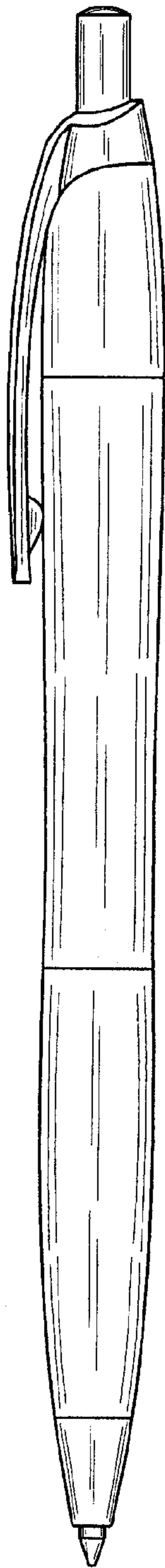


Fig. 6.

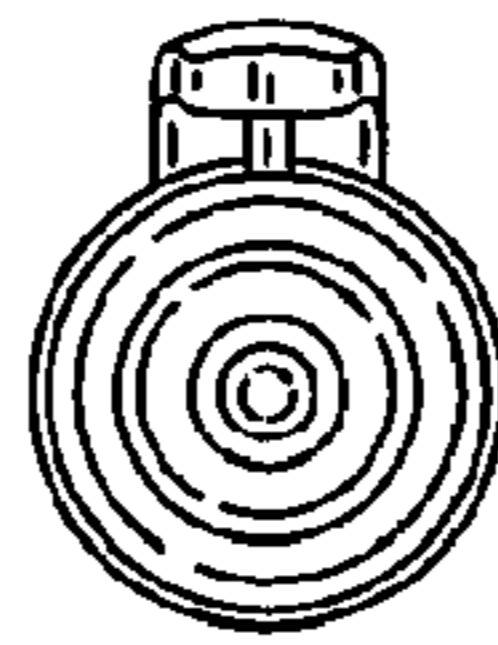


Fig. 7.




Fig. 8.

UNITED STATES PATENT AND TRADEMARK OFFICE
CERTIFICATE OF CORRECTION

PATENT NO. : Des. 573,640 S
APPLICATION NO. : 29/276672
DATED : July 22, 2008
INVENTOR(S) : Z. Qiu et al.

Page 1 of 1

It is certified that error appears in the above-identified patent and that said Letters Patent is hereby corrected as shown below:

On the Title Page

| | | |
|---------------|-------------|------------------------------|
| Item (30) | Foreign | “2006 3 0136388” should read |
| Pg. 1, col. 1 | Application | --2006 3 0136388.4-- |
| | Priority | |
| | Data | |

On the Title Page

| | | |
|------|----------|----------------------------------|
| Item | Primary | “Elizabeth A Albert” should read |
| | Examiner | --Elizabeth A. Albert-- |

Signed and Sealed this

Nineteenth Day of May, 2009



JOHN DOLL
Acting Director of the United States Patent and Trademark Office