



US00D573614S

(12) **United States Design Patent**  
**Reed et al.**

(10) **Patent No.:** **US D573,614 S**  
(45) **Date of Patent:** **\*\* Jul. 22, 2008**

(54) **DOOR**

(75) Inventors: **William A. Reed**, Cedarburg, WI (US);  
**Jack L. Vaughn**, Muskego, WI (US);  
**Joseph E. Braun**, Milwaukee, WI (US);  
**Thomas W. Rand**, Cedarburg, WI (US)

(73) Assignee: **U-Line Corporation**, Milwaukee, WI (US)

(\*\*) Term: **14 Years**

(21) Appl. No.: **29/282,367**

(22) Filed: **Jul. 18, 2007**

**Related U.S. Application Data**

(63) Continuation of application No. 29/248,705, filed on Aug. 29, 2006, now Pat. No. Des. 551,264.

(51) **LOC (8) Cl.** ..... **15-07**

(52) **U.S. Cl.** ..... **D15/91**

(58) **Field of Classification Search** ..... D15/79,  
D15/81, 85, 87, 88, 89, 91; D7/405, 605;  
62/3.1, 3.6, 3.63, 3.64, 45.1, 293, 331, 371,  
62/440, 467, 529, 531; 312/236, 352, 400-406;  
D32/3

See application file for complete search history.

(56) **References Cited**

**U.S. PATENT DOCUMENTS**

D263,835 S \* 4/1982 Ahrens ..... D15/91  
D281,883 S \* 12/1985 Carter et al. .... D15/91  
D342,743 S \* 12/1993 Renner ..... D15/91  
D435,568 S 12/2000 De Sa Cavalcanti et al.

D461,482 S 8/2002 Wissinger et al.  
D474,210 S \* 5/2003 Jones et al. .... D15/91  
D474,486 S 5/2003 Uihlein et al.  
D500,058 S \* 12/2004 Tunzi ..... D15/91  
6,827,410 B2 \* 12/2004 Antos et al. .... 312/405  
D521,804 S 5/2006 Huxhold et al.  
D538,310 S \* 3/2007 Avalos Barcenas et al. .. D15/91  
D538,983 S \* 3/2007 Green et al. .... D32/3  
D550,726 S \* 9/2007 Rand et al. .... D15/91

\* cited by examiner

*Primary Examiner*—Stella M. Reid

*Assistant Examiner*—Shanda Hill

(74) *Attorney, Agent, or Firm*—Quarles & Brady LLP

(57) **CLAIM**

The ornamental design for a door, as shown and described.

**DESCRIPTION**

In a preferred embodiment, the nature of this product is as a door for an internal compartment of a cooling unit, such as a compact refrigerator, freezer, beverage cooler, ice maker, combinations thereof and the like.

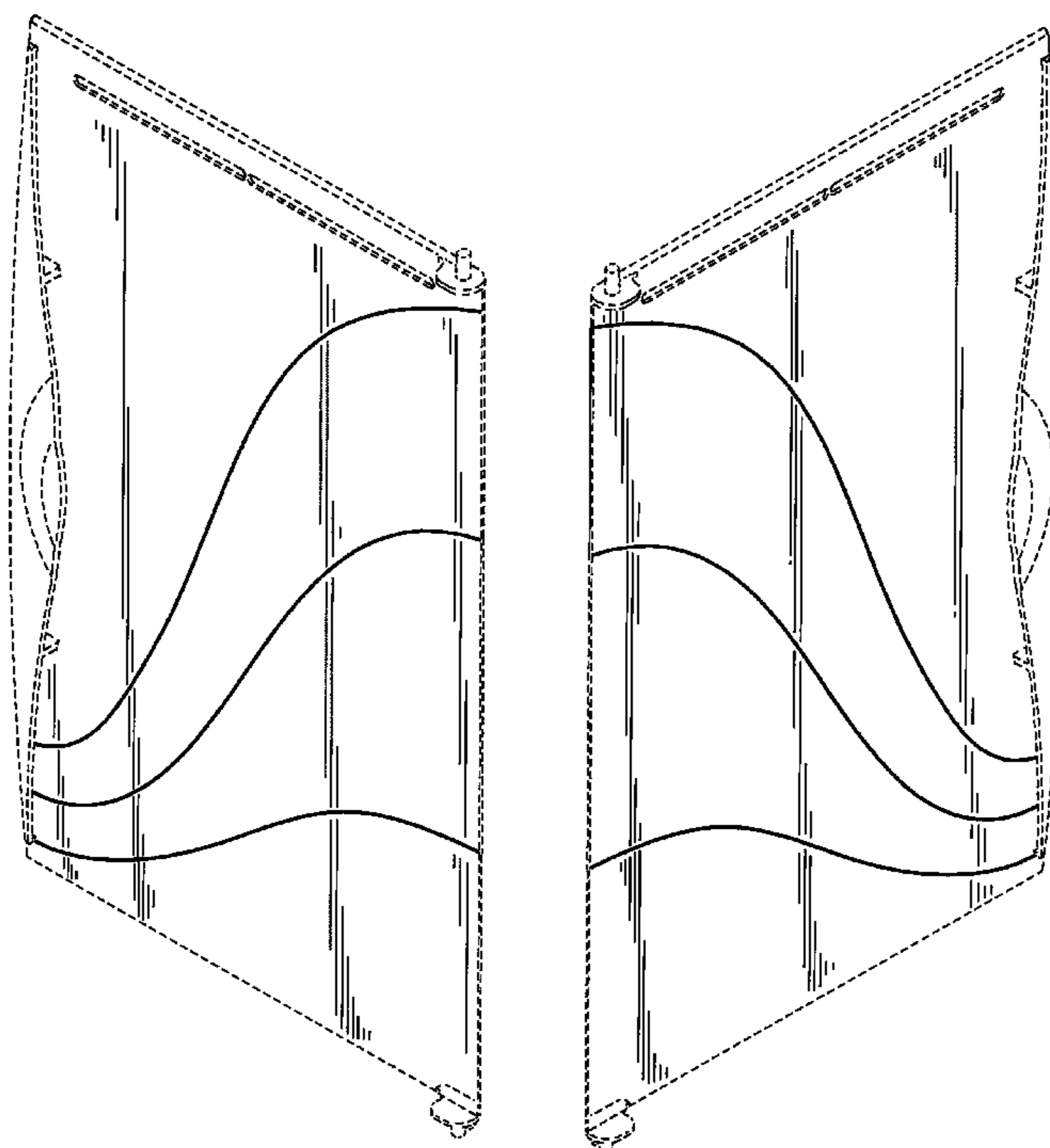
FIG. 1 is the first embodiment of a door showing our new design;

FIG. 2 is a front elevational view thereof; and,

FIG. 3 is a left, top, front perspective view of a second embodiment of the door, wherein the front elevational view is a mirror image of FIG. 2.

The broken lines shown in the drawing disclosure are for illustrative purposes only and form no part of the claimed design.

**1 Claim, 3 Drawing Sheets**



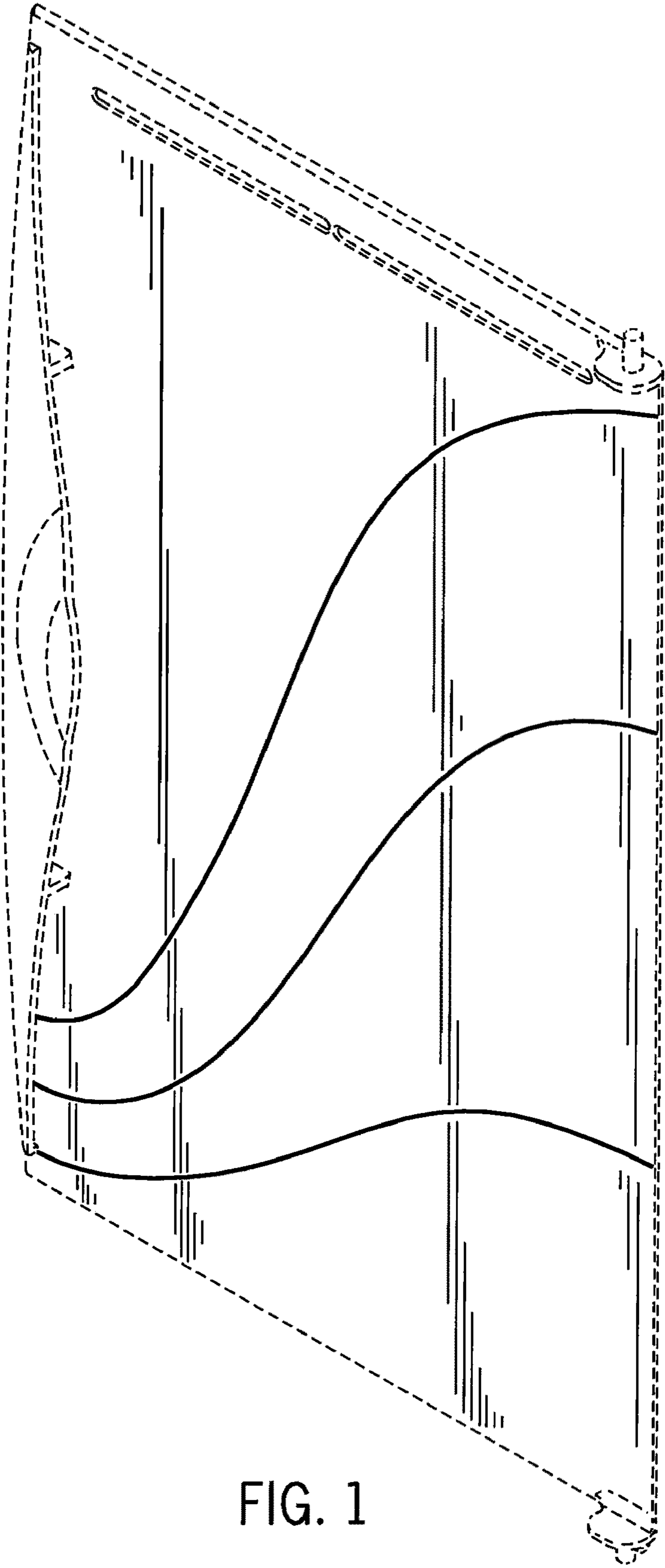
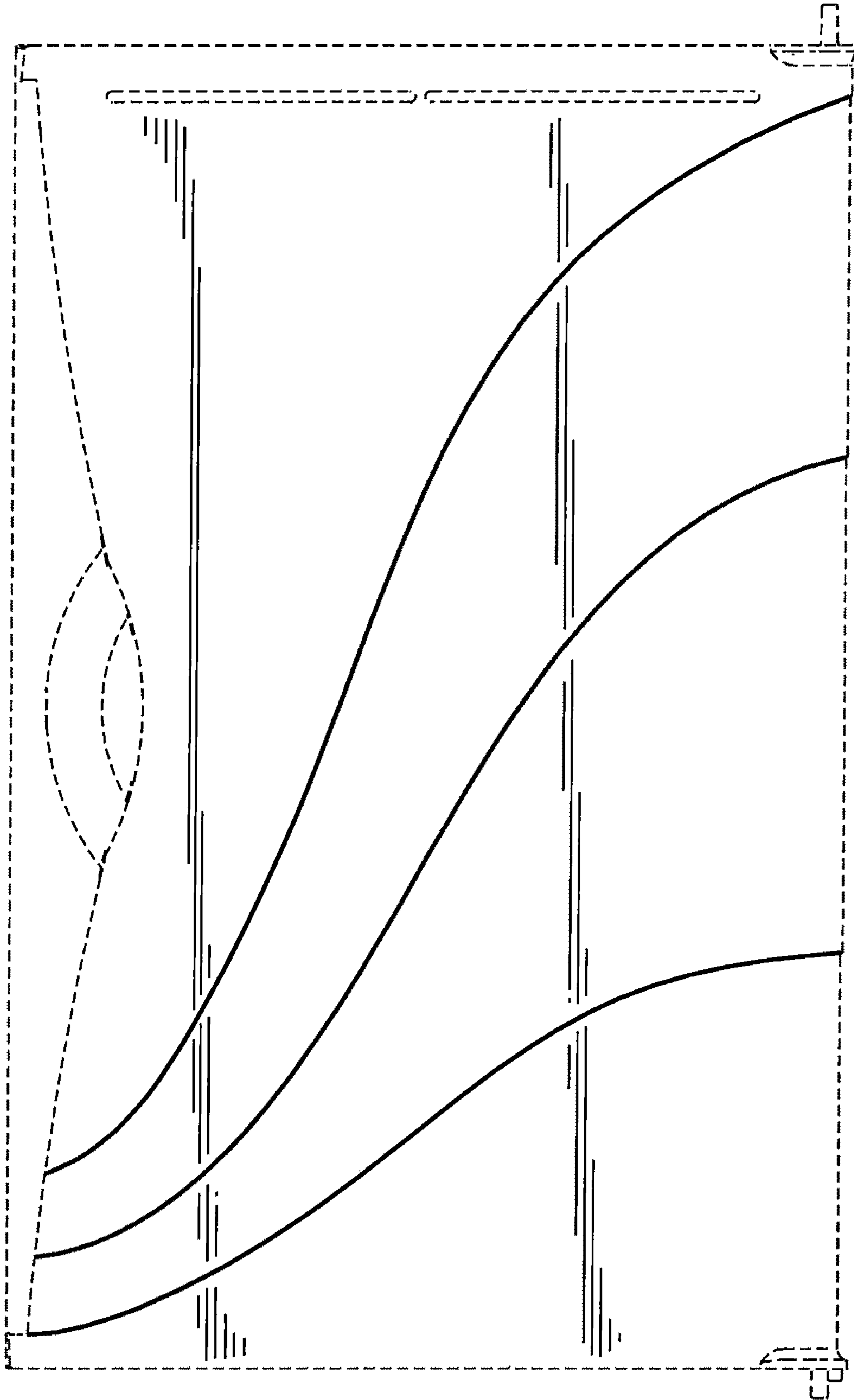


FIG. 1

FIG. 2



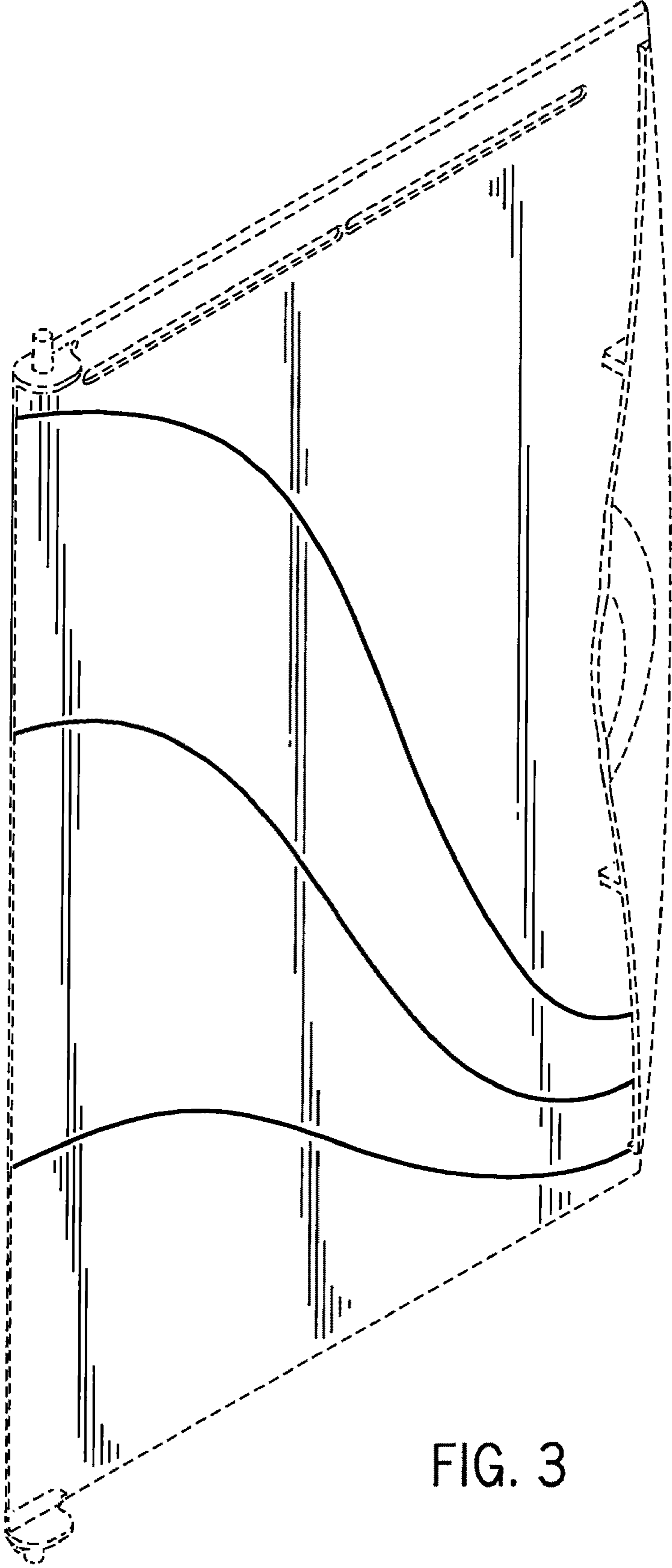


FIG. 3