



US00D573594S

(12) **United States Design Patent**  
**Hsu**

(10) **Patent No.:** **US D573,594 S**  
(45) **Date of Patent:** **\*\* Jul. 22, 2008**

(54) **WIRELES USB DONGLE**

(75) Inventor: **Gary Hsu**, Taipei County (TW)

(73) Assignee: **Bandrich Inc** (TW)

(\*\*) Term: **14 Years**

(21) Appl. No.: **29/287,502**

(22) Filed: **Aug. 15, 2007**

(30) **Foreign Application Priority Data**

Jun. 20, 2007 (TW) ..... 96303423

(51) **LOC (8) Cl.** ..... **14-03**

(52) **U.S. Cl.** ..... **D14/358**

(58) **Field of Classification Search** ..... D14/137,  
D14/156, 167, 230, 240, 242, 348, 356, 358,  
D14/384-385, 432-435; 348/711-713, 795,  
348/840, 846; 361/658-686; 365/63; 455/90.2,  
455/90.3, 91, 128, 269, 344, 347; 439/139-141,  
439/144-147, 518, 638; 710/62, 74

See application file for complete search history.

(56) **References Cited**

**U.S. PATENT DOCUMENTS**

6,456,500 B1 \* 9/2002 Chen ..... 439/141

D486,806 S \* 2/2004 Takayama et al. .... D14/137

D494,969 S \* 8/2004 Lin ..... D14/356

6,926,544 B2 \* 8/2005 Lee ..... 439/147

D513,005 S \* 12/2005 Kobayakawa ..... D14/435

D520,995 S \* 5/2006 Chang ..... D14/356

D542,789 S \* 5/2007 Depay ..... D14/358

D546,328 S \* 7/2007 Kobayakawa ..... D14/358

D559,838 S \* 1/2008 Yuba et al. .... D14/230

D560,214 S \* 1/2008 Yuba et al. .... D14/230

\* cited by examiner

*Primary Examiner*—Brian N Vinson

(74) *Attorney, Agent, or Firm*—Sughrue Mion, PLLC

(57) **CLAIM**

The ornamental design for a wireless USB dongle, as shown and described.

**DESCRIPTION**

FIG. 1 is a perspective view of a wireless USB dongle showing my new design;

FIG. 2 is a front view thereof;

FIG. 3 is a rear view thereof;

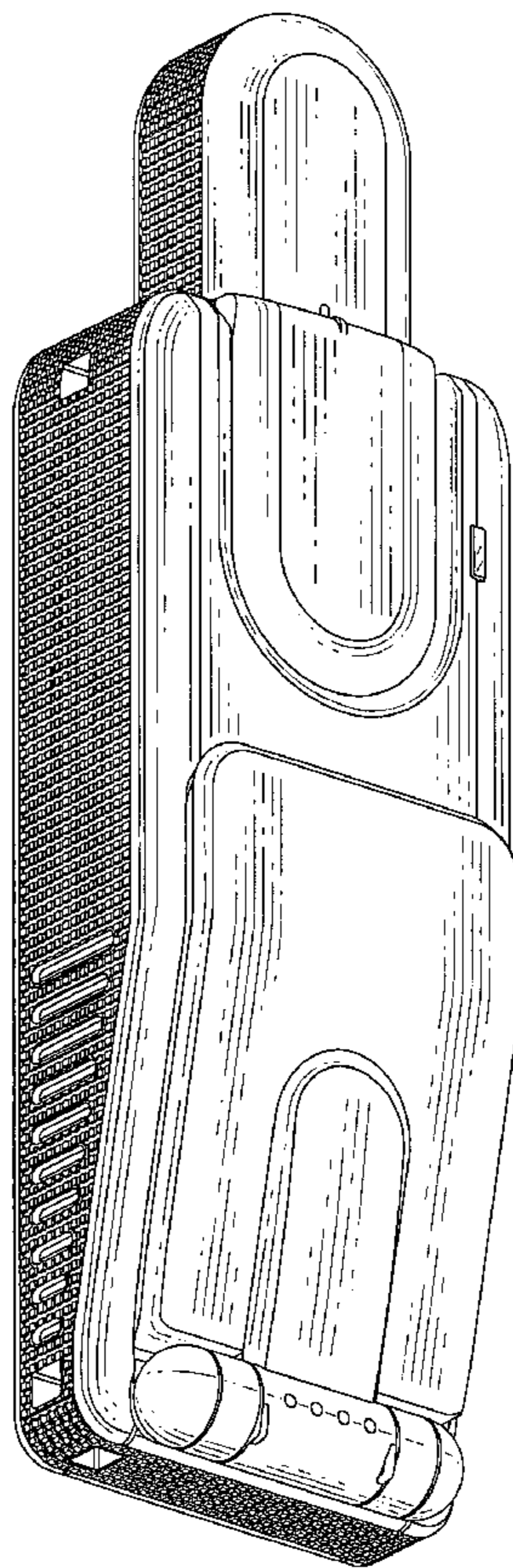
FIG. 4 is a left side view thereof;

FIG. 5 is a right side view thereof;

FIG. 6 is a top view thereof; and,

FIG. 7 is a bottom view thereof.

**1 Claim, 6 Drawing Sheets**



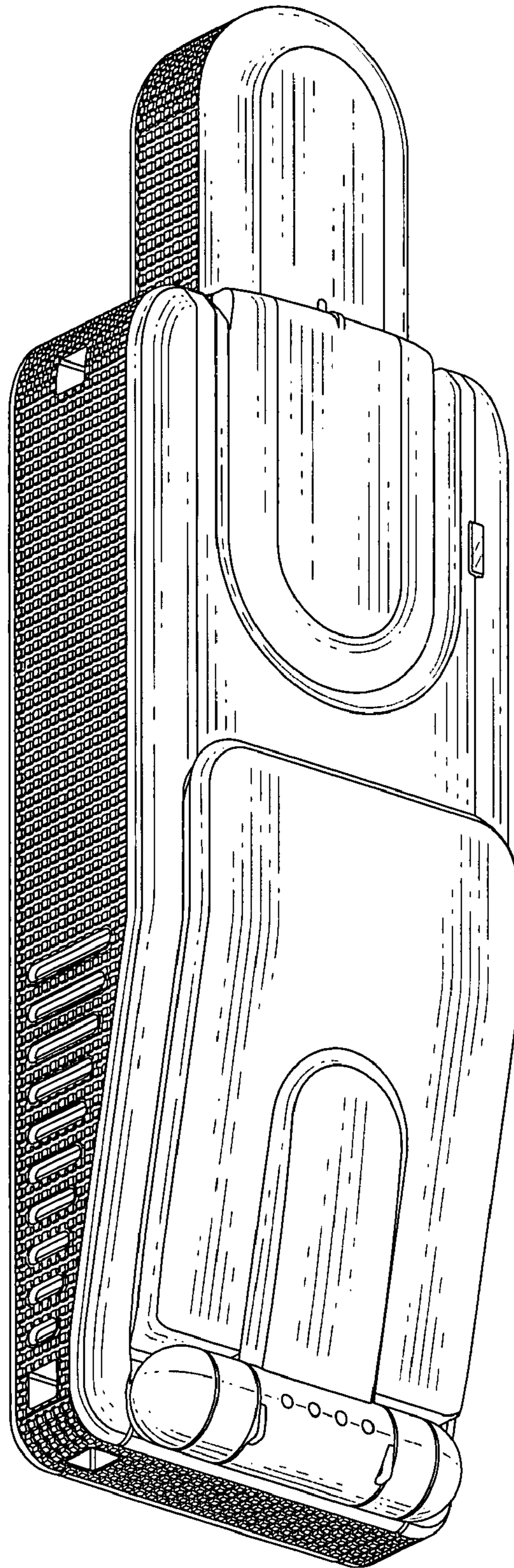


FIG. 1

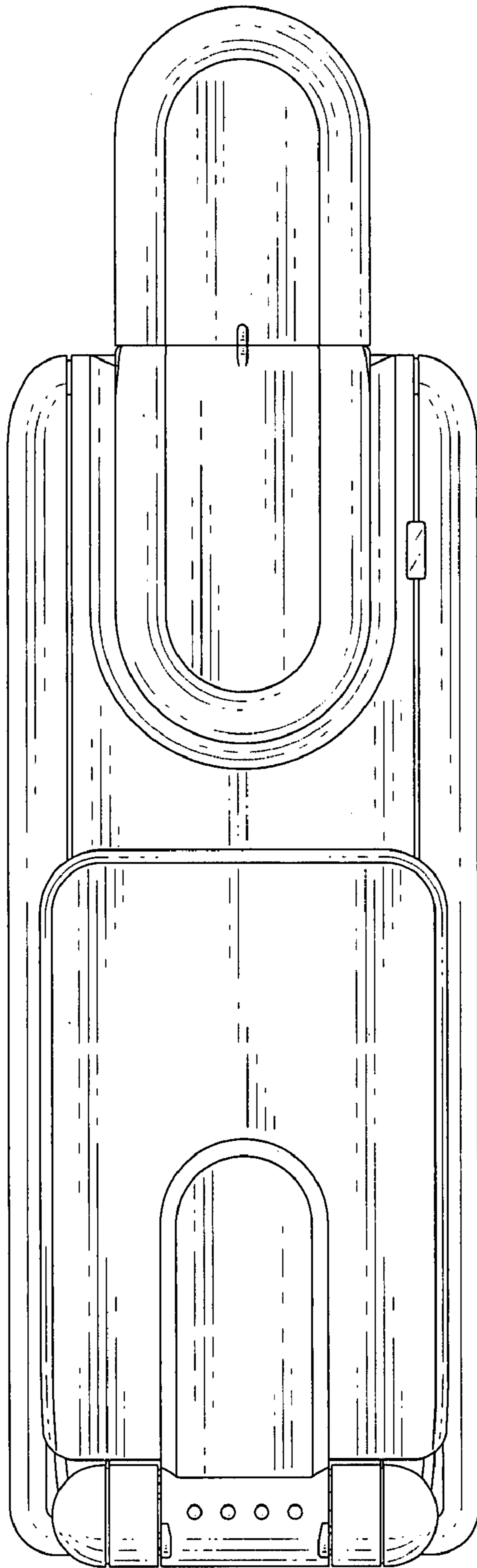


FIG. 2




FIG. 3

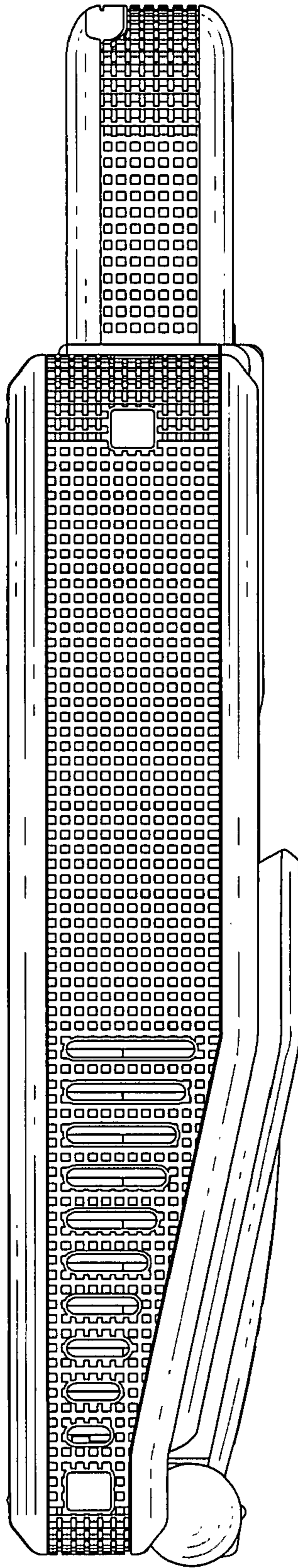


FIG. 4

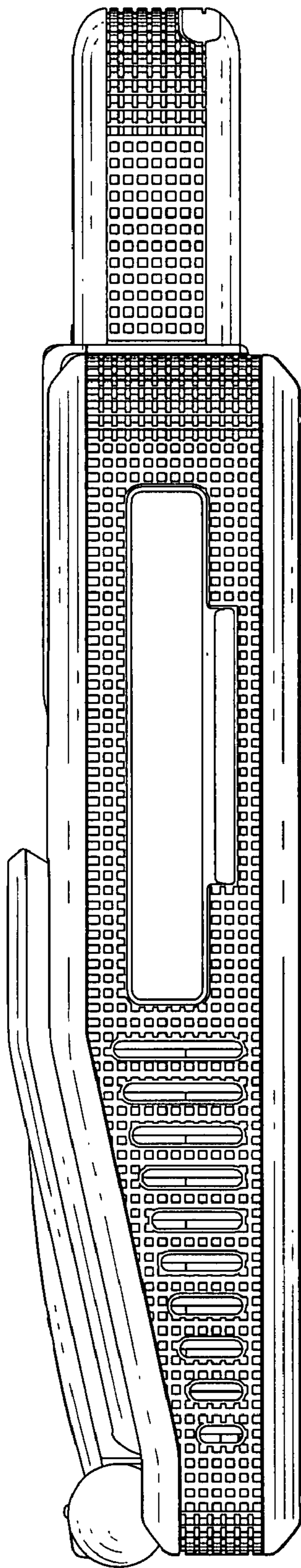


FIG. 5

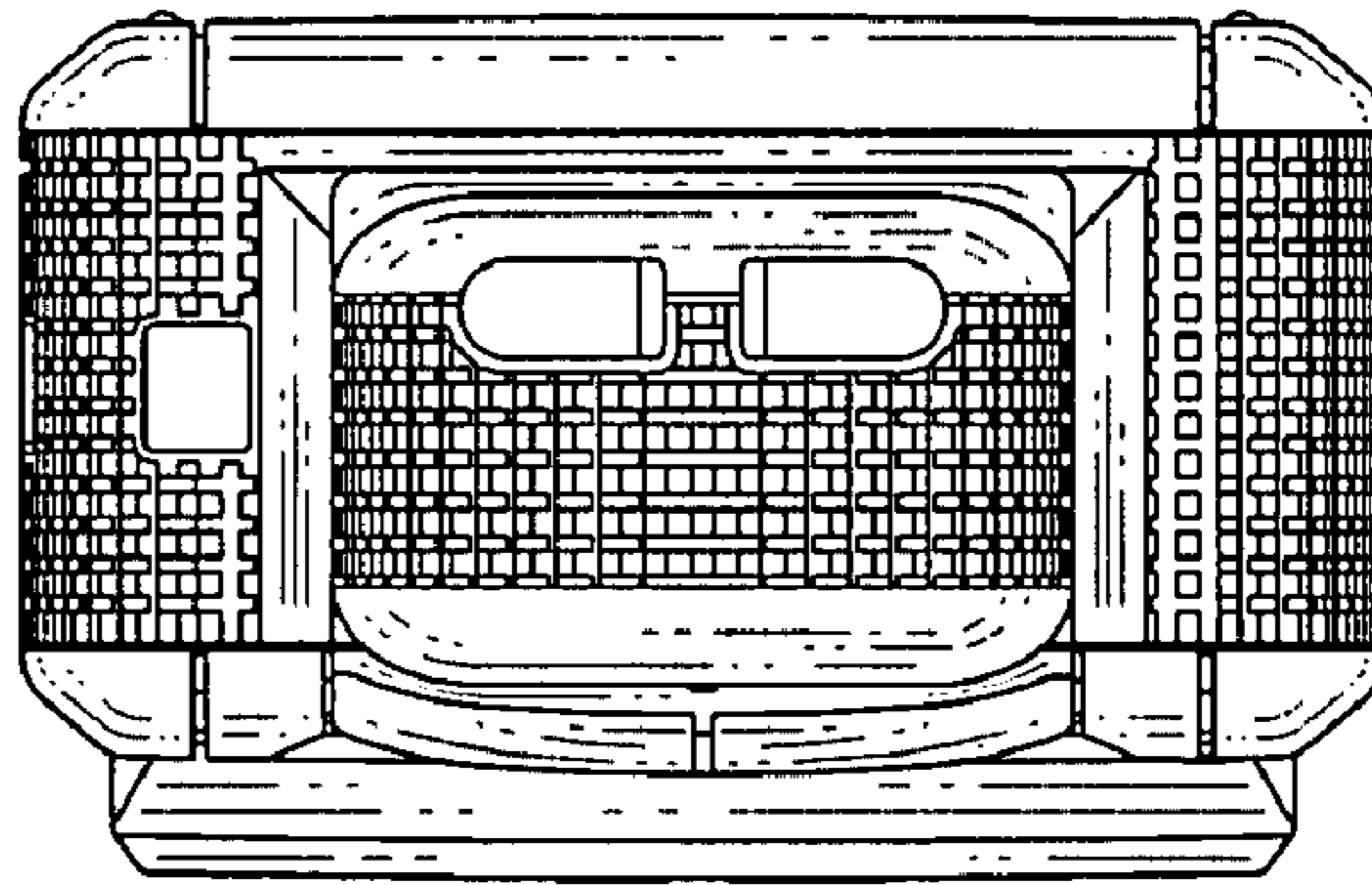


FIG. 6

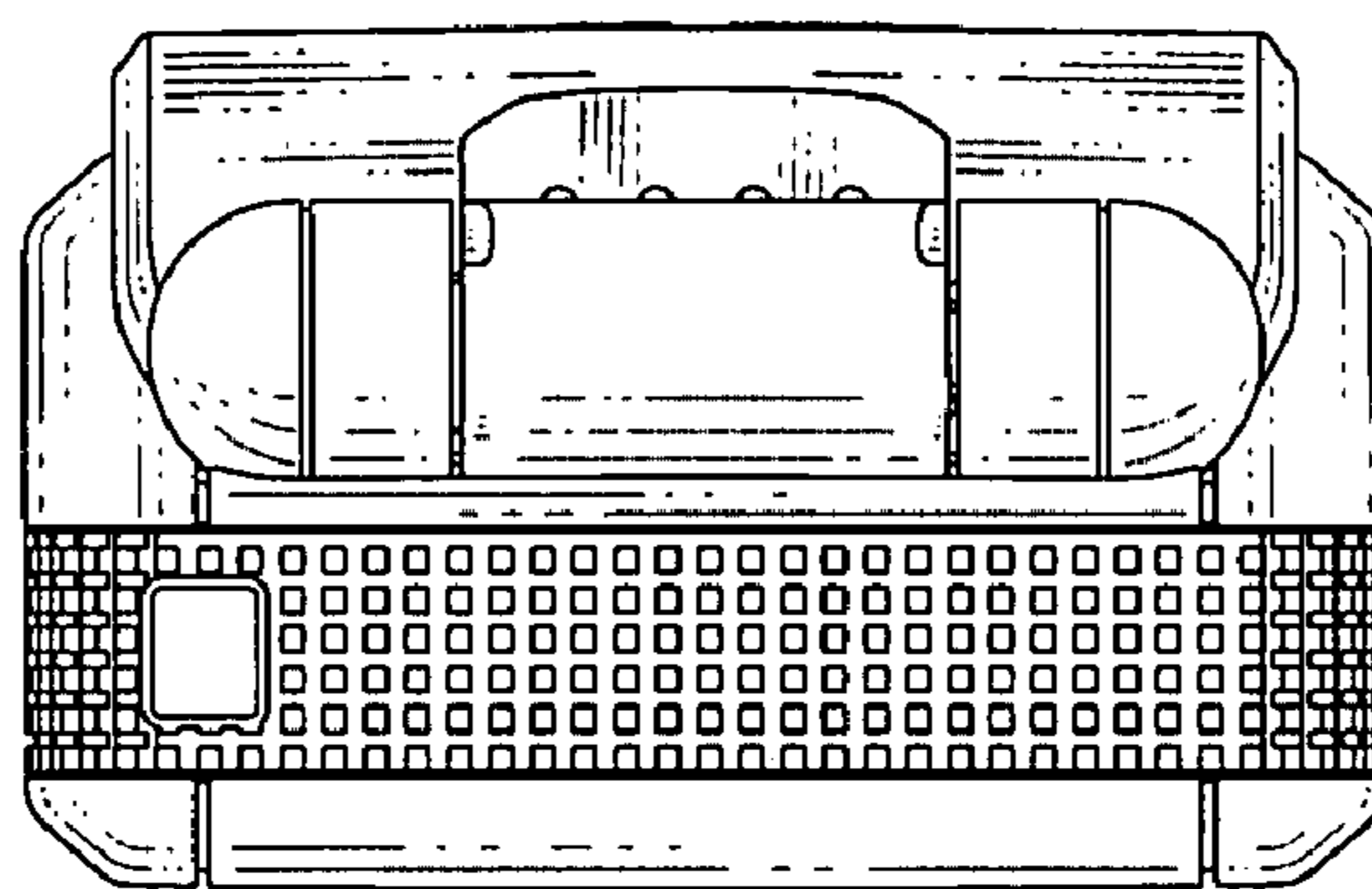


FIG. 7