



US00D573580S

(12) **United States Design Patent**
Haas

(10) **Patent No.:** **US D573,580 S**
(45) **Date of Patent:** **** Jul. 22, 2008**

(54) **CLOCK OR CLOCK RADIO**

D516,054 S * 2/2006 Chang D14/168
D543,869 S * 6/2007 Chavarri D10/2
D544,800 S * 6/2007 Haupt D10/15

(75) Inventor: **Rouven Haas**, Vienna (AT)

(73) Assignee: **infactory innovations & trade GmbH**,
Vienna (AT)

(**) Term: **14 Years**

(21) Appl. No.: **29/241,352**

(22) Filed: **Oct. 26, 2005**

(51) **LOC (8) Cl.** **14-03**

(52) **U.S. Cl.** **D14/171; D10/2**

(58) **Field of Classification Search** D14/68,
D14/170, 171, 188, 193-198; D10/1, 2,
D10/15, 128; 312/7.1; 455/91, 95, 100,
455/128, 344, 347, 350, 351

See application file for complete search history.

(56) **References Cited**

U.S. PATENT DOCUMENTS

D239,201 S * 3/1976 Kikuo Ohta D14/171
D274,191 S * 6/1984 Aoijs D14/171
D325,935 S * 5/1992 Weiner et al. D20/19
D373,964 S * 9/1996 Alexander D10/106
D461,789 S * 8/2002 Chen D14/171
D495,610 S * 9/2004 Hsu D10/15
D496,344 S * 9/2004 Chen D14/171
D501,194 S * 1/2005 Kaestner et al. D14/171
D502,935 S * 3/2005 Esslinger et al. D14/171

OTHER PUBLICATIONS

Yanko Design, http://www.yankodesign.com/product_info.php?products_id=713, Jan. 24, 2006, 3pgs.*

* cited by examiner

Primary Examiner—Stella M. Reid

Assistant Examiner—Keli L Acker

(74) *Attorney, Agent, or Firm*—Barnes & Thornburg LLP

(57) **CLAIM**

The ornamental design for a clock or clock radio, as shown and described.

DESCRIPTION

FIG. 1 is a front, top, left perspective view of a clock or clock radio with displays of time, date, alarm setting icon, battery icon and speaker icon, embodying my new design;

FIG. 2 is a front elevational view thereof;

FIG. 3 is a rear elevational view thereof;

FIG. 4 is a top plan view thereof;

FIG. 5 is a bottom plan view thereof;

FIG. 6 is a left side elevational view thereof; and,

FIG. 7 is a right side elevational view thereof.

1 Claim, 2 Drawing Sheets





FIG. 1

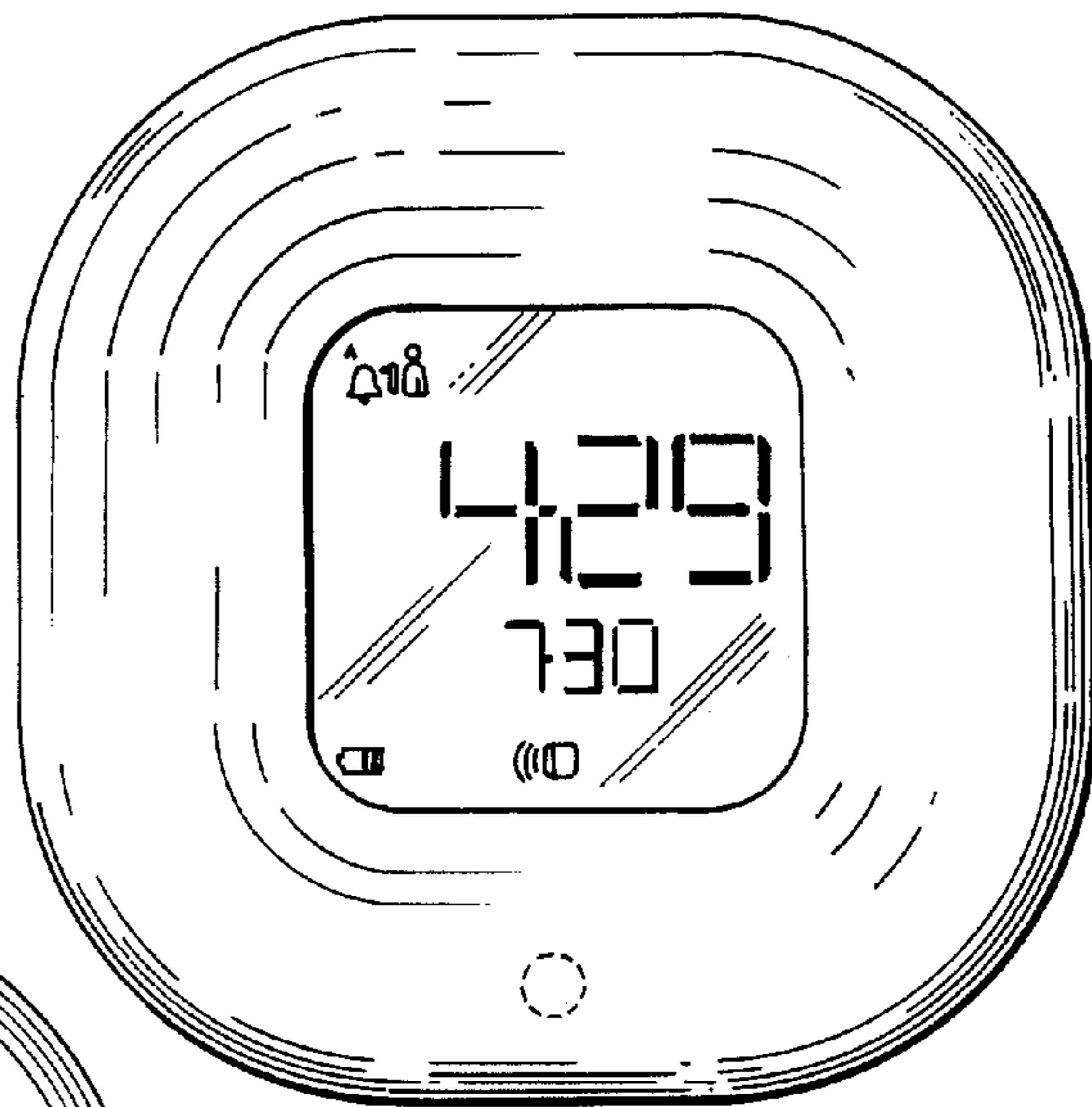


FIG. 2

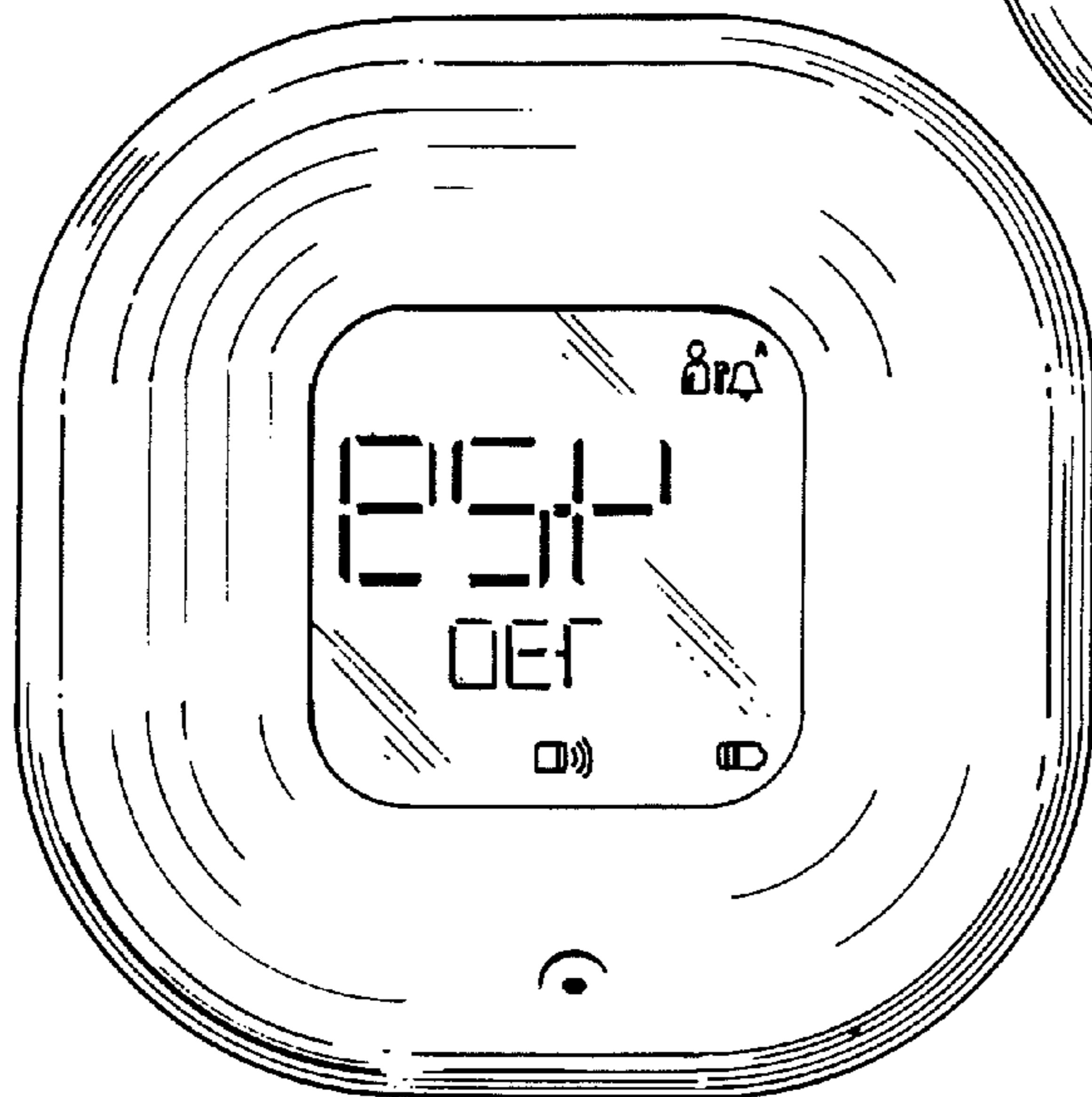


FIG. 3




FIG. 4




FIG. 5




FIG. 6




FIG. 7