



US00D573569S

(12) **United States Design Patent**  
**Arnholt et al.**

(10) **Patent No.:** **US D573,569 S**  
(45) **Date of Patent:** **\*\* \*Jul. 22, 2008**

(54) **HOUSING FOR A COMMUNICATION DEVICE**

(75) Inventors: **Christopher A. Arnholt**, Highland Park, IL (US); **Jason E. Jordan**, Palatine, IL (US); **Frank H. Stone**, Waukegan, IL (US); **Tim Sutherland**, Gurnee, IL (US)

(73) Assignee: **Motorola, Inc.**, Schaumburg, IL (US)

(\*) Notice: This patent is subject to a terminal disclaimer.

(\*\*) Term: **14 Years**

(21) Appl. No.: **29/275,562**

(22) Filed: **Dec. 29, 2006**

(51) **LOC (8) Cl.** ..... **14-03**

(52) **U.S. Cl.** ..... **D14/138**

(58) **Field of Classification Search** ..... D14/137, D14/138, 147, 148, 150, 168, 191, 218, 247-248, D14/341-347, 496; D10/65; D13/168; D18/7; 455/90.3, 556.1, 556.2, 575.1, 575.3, 575.4; 379/433.01-433.13; 361/814; 348/14.02  
See application file for complete search history.

(56) **References Cited**

U.S. PATENT DOCUMENTS

D496,016 S *	9/2004	Hoo	.....	D14/138
D498,468 S *	11/2004	Seo	.....	D14/138
D500,016 S *	12/2004	Kim	.....	D14/138
D500,750 S *	1/2005	Arnholt et al.	.....	D14/138
D507,551 S *	7/2005	Kim et al.	.....	D14/138
D508,035 S *	8/2005	Kim et al.	.....	D14/138
D513,742 S *	1/2006	Arnholt et al.	.....	D14/138

(Continued)

OTHER PUBLICATIONS

Samsung E690, announced Nov. 2006, [online], [retrieved on Jul. 6, 2007]. Retrieved from Internet ,<URL: <http://www.gsmarena.com>>.\*

Motorola RAZR2 V8, announced May 2007, [online], [retrieved on Sep. 4, 2007]. Retrieved from Internet ,<URL: <http://www.gsmarena.com>>.\*

(Continued)

*Primary Examiner*—Jeffrey D. Asch

*Assistant Examiner*—Bridget L Eland

(74) *Attorney, Agent, or Firm*—David S. Noskowitz

(57) **CLAIM**

The ornamental design for a housing for a communication device, as shown and described.

**DESCRIPTION**

FIG. 1 is a perspective view of a first embodiment of an ornamental design for a housing for a communication device.

FIG. 2 is a front view of the first embodiment thereof.

FIG. 3 is a rear view of the first embodiment thereof.

FIG. 4 is a first side view of the first embodiment thereof.

FIG. 5 is a second side view of the first embodiment thereof.

FIG. 6 is a top view of the first embodiment thereof.

FIG. 7 is a bottom view of the first embodiment thereof.

FIG. 8 is a perspective view of a second embodiment of an ornamental design for a housing for a communication device.

FIG. 9 is a front view of the second embodiment thereof.

FIG. 10 is a rear view of the second embodiment thereof.

FIG. 11 is a first side view of the second embodiment thereof.

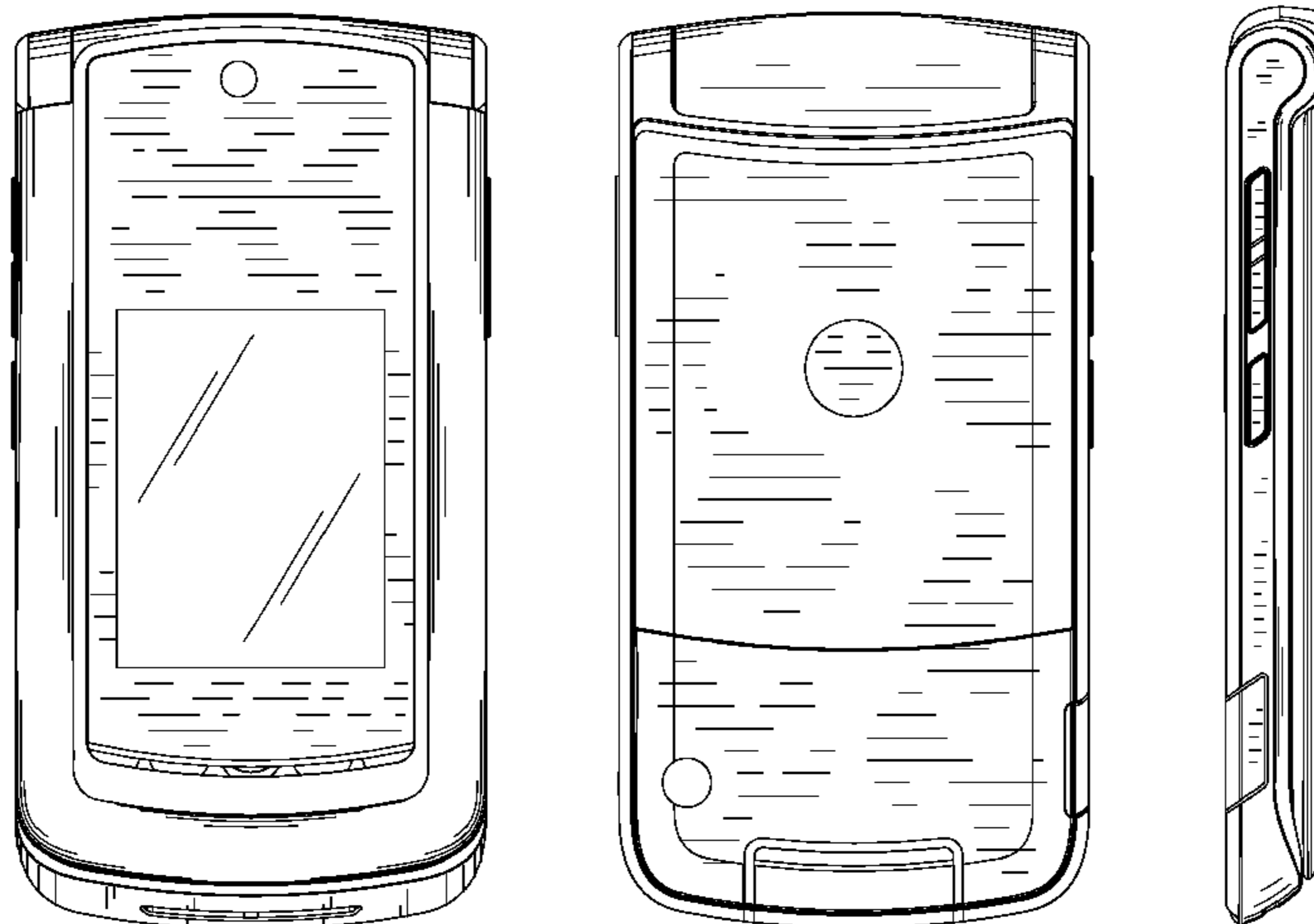
FIG. 12 is a second side view of the second embodiment thereof.

FIG. 13 is a top view of the second embodiment thereof; and,

FIG. 14 is a bottom view of the second embodiment thereof.

The broken lines shown in FIGS. 1-7 that are immediately adjacent to the shaded areas represent the bound of the claimed design, while all other broken lines are directed to environment and are for illustrative purposes only; the broken lines form no part of the claim design.

**1 Claim, 8 Drawing Sheets**



# US D573,569 S

Page 2

---

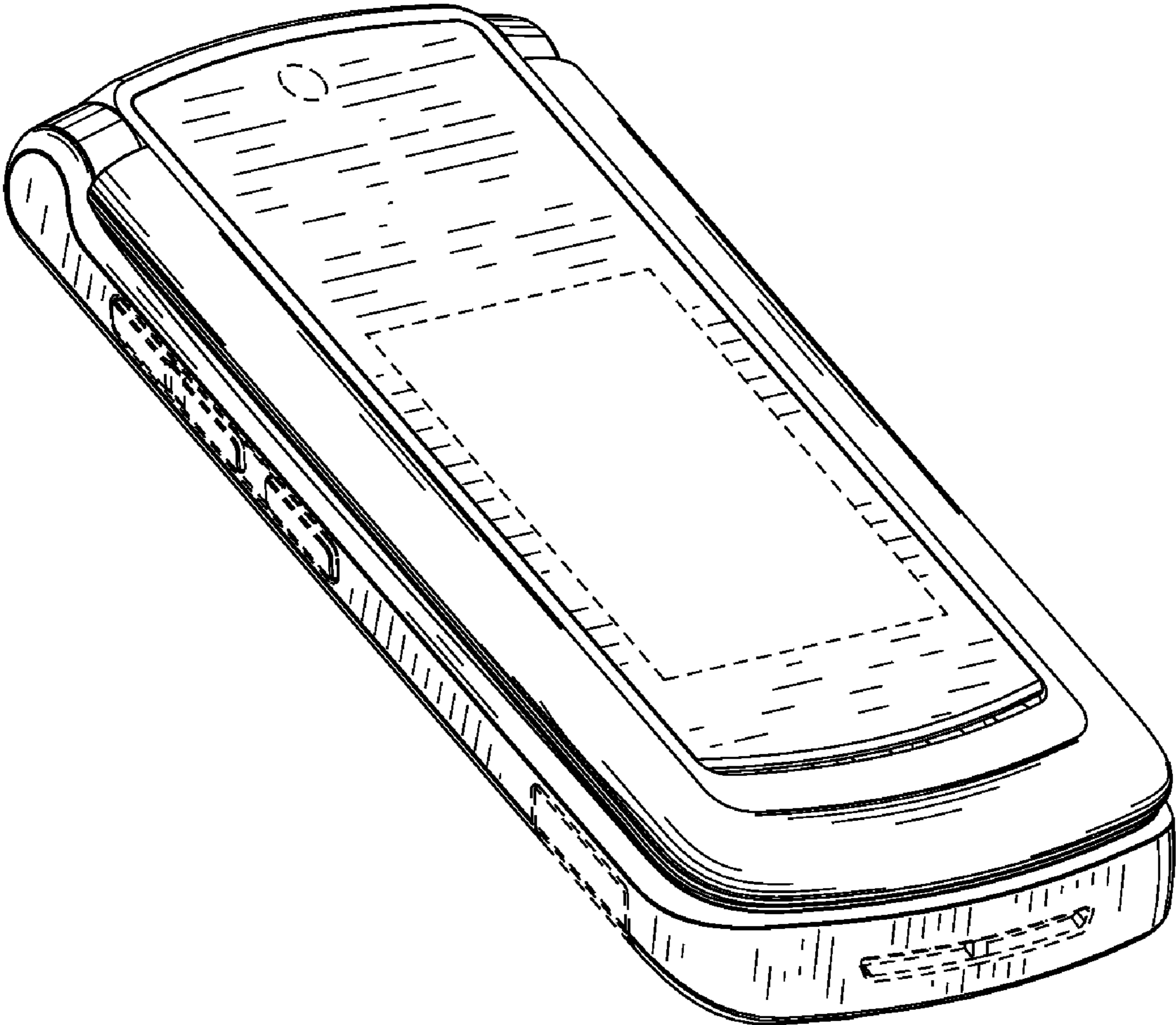
## U.S. PATENT DOCUMENTS

D519,098 S *	4/2006	Han et al. ....	D14/138
D519,486 S *	4/2006	Lee et al. ....	D14/138
D520,484 S *	5/2006	Lee et al. ....	D14/138
D521,478 S *	5/2006	Lee et al. ....	D14/138
D528,091 S *	9/2006	Kim et al. ....	D14/138
D530,296 S *	10/2006	Kim et al. ....	D14/138
D536,686 S *	2/2007	Miyata ....	D14/138
D537,429 S *	2/2007	Fahlgren ....	D14/138
D543,172 S *	5/2007	Lee et al. ....	D14/138
D543,965 S *	6/2007	Lee et al. ....	D14/138
D545,796 S *	7/2007	Kim et al. ....	D14/138
D549,199 S *	8/2007	Sugiura ....	D14/138
D551,200 S *	9/2007	Escorcía et al. ....	D14/138
D551,642 S *	9/2007	Kim et al. ....	D14/138
D551,643 S *	9/2007	Kim et al. ....	D14/138
D552,065 S *	10/2007	Kim et al. ....	D14/138
2005/0282594 A1 *	12/2005	Oldham ....	455/575.3
2006/0063572 A1 *	3/2006	García et al. ....	455/575.3
2007/0026909 A1 *	2/2007	Jung et al. ....	455/575.3

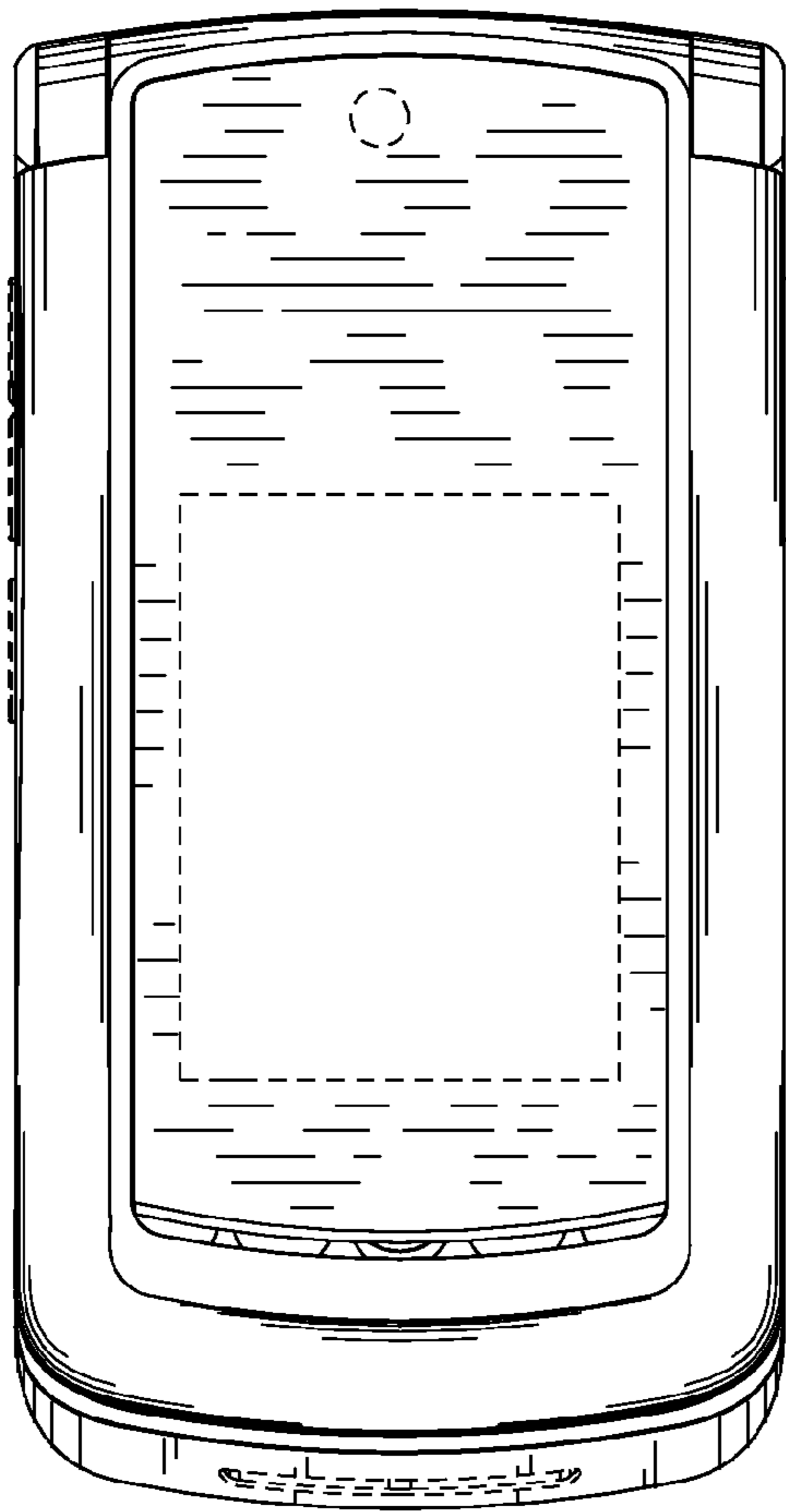
## OTHER PUBLICATIONS

Motorola W510, announced Feb. 2007, [online], [retrieved on Jul. 6, 2007]. Retrieved from Internet ,<URL: <http://www.gsmarena.com>>.\*

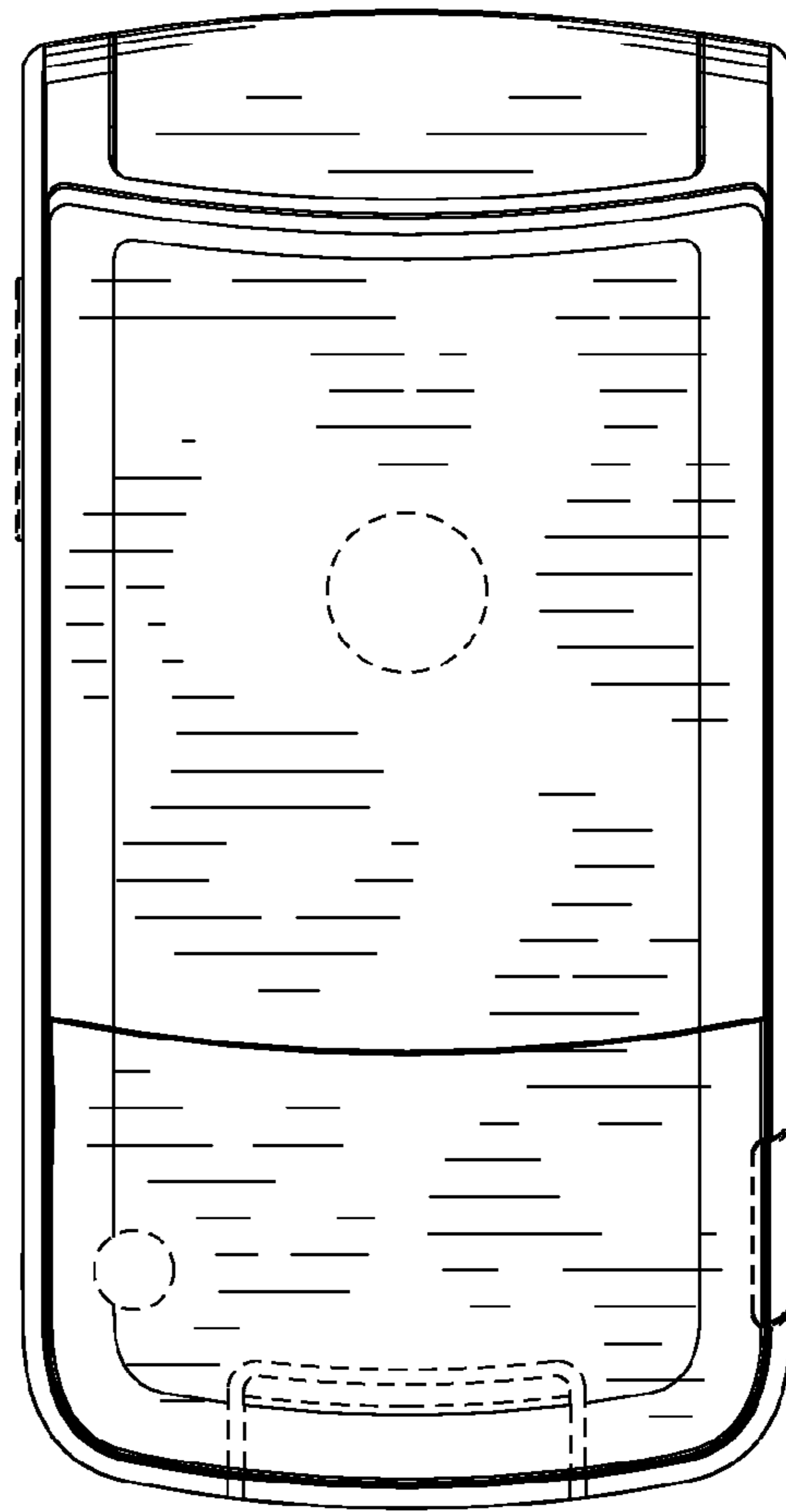
\* cited by examiner



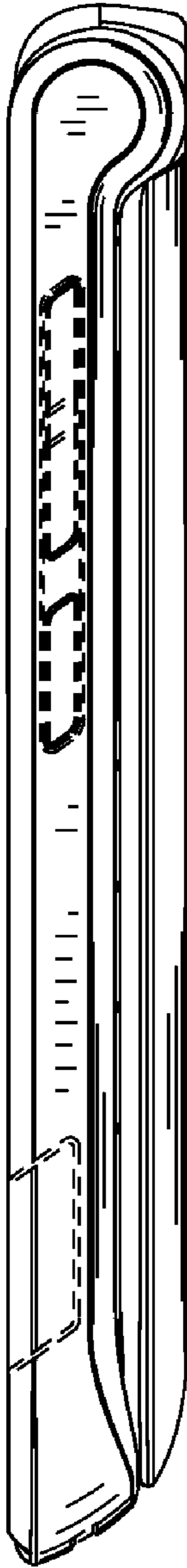
*FIG. 1*



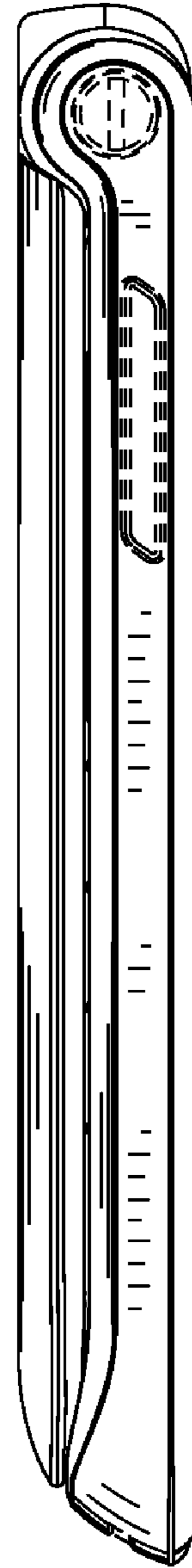
*FIG. 2*




*FIG. 3*



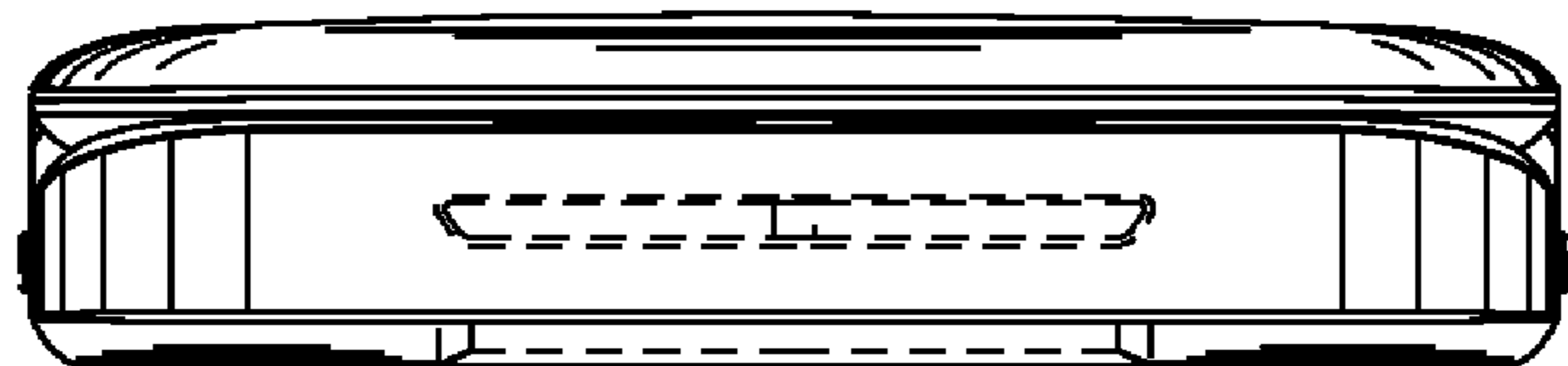
*FIG. 4*




*FIG. 5*



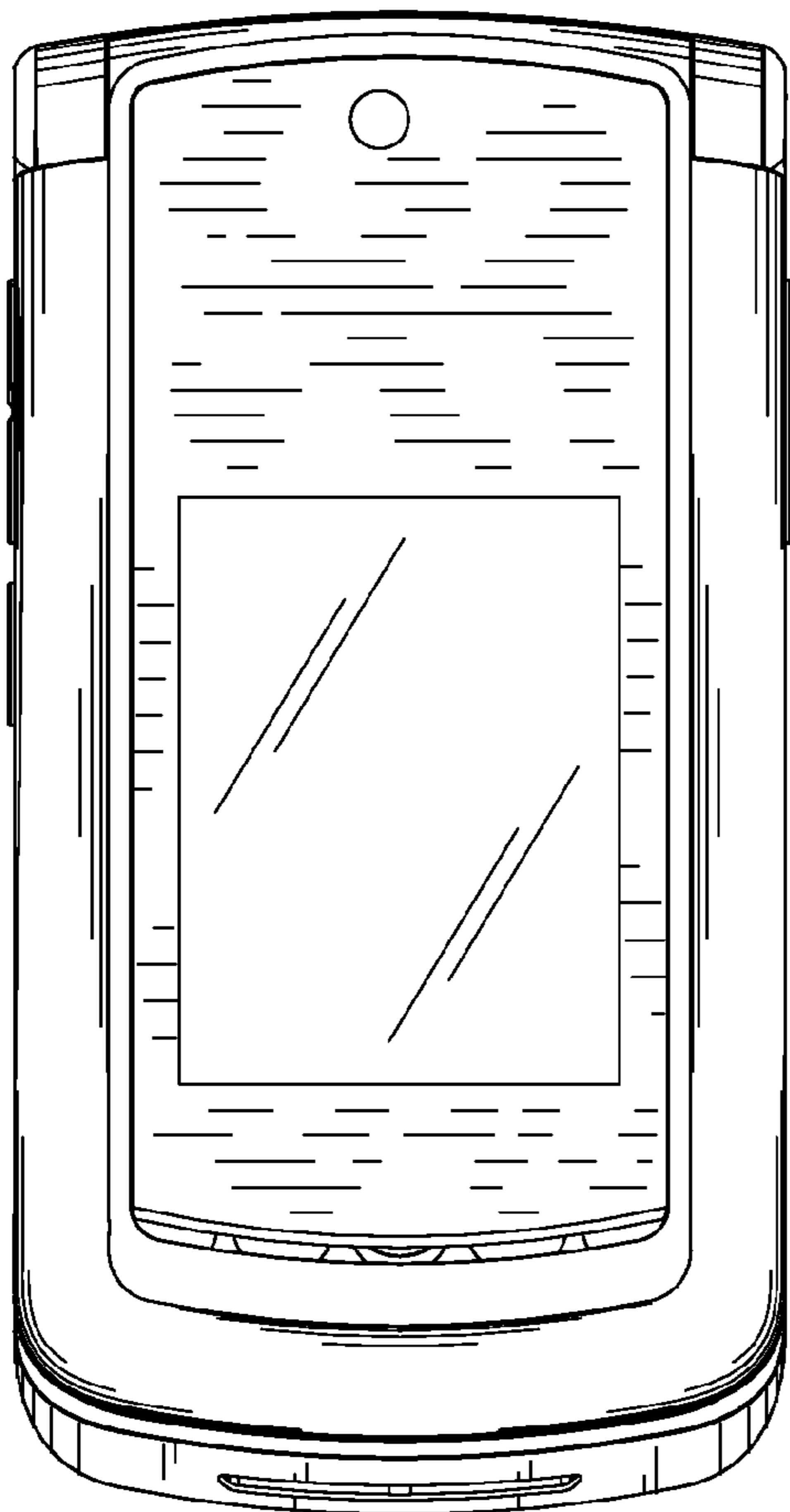
*FIG. 6*



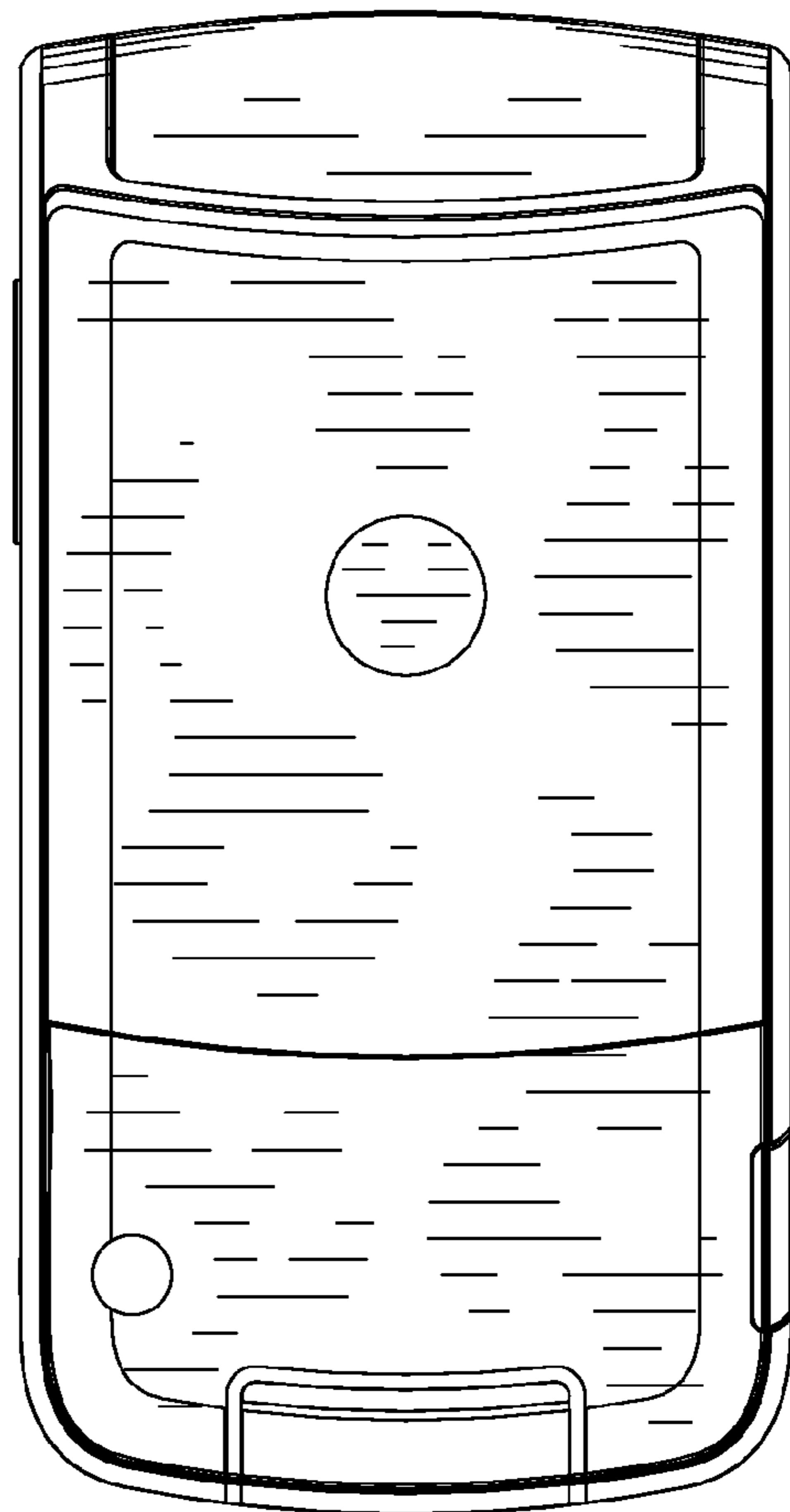
*FIG. 7*



*FIG. 8*

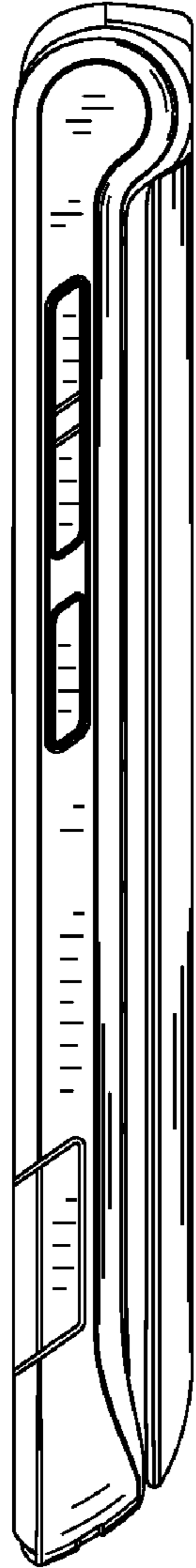


*FIG. 9*

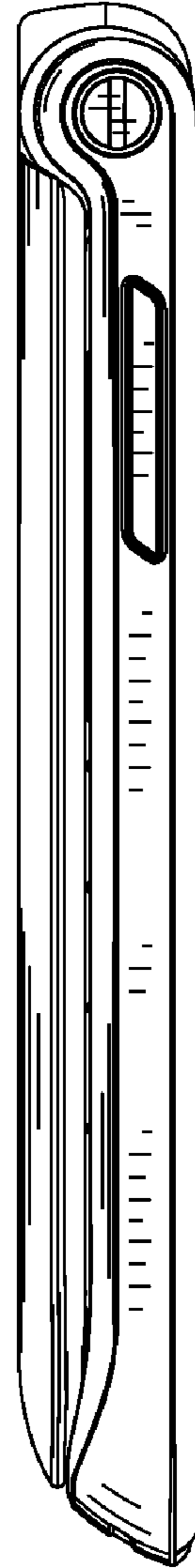


*FIG. 10*






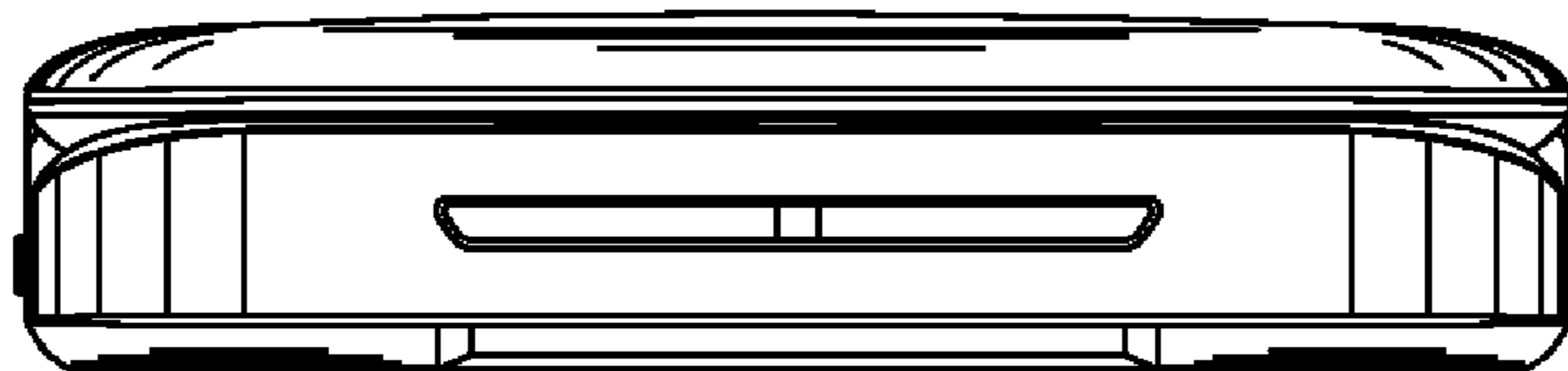
*FIG. 11*



*FIG. 12*



*FIG. 13*



*FIG. 14*