



US00D573563S

(12) **United States Design Patent**
Kaneko

(10) **Patent No.:** **US D573,563 S**

(45) **Date of Patent:** **** Jul. 22, 2008**

(54) **DIGITAL VERSATILE DISC PLAYER**

(75) Inventor: **Takuji Kaneko**, Daito (JP)

(73) Assignee: **Funai Electric Co., Ltd.**, Osaka (JP)

(**) Term: **14 Years**

(21) Appl. No.: **29/281,292**

(22) Filed: **Jun. 20, 2007**

(30) **Foreign Application Priority Data**

Jan. 5, 2007 (JP) 2007-000065

(51) **LOC (8) Cl.** **14-01**

(52) **U.S. Cl.** **D14/136; D14/168**

(58) **Field of Classification Search** D14/135-136,
D14/156-157, 167-168, 198, 188, 217, 257,
D14/258, 445; 360/99.02, 99.07; 369/75.11,
369/75.21, 77.21, 77.11; 720/612, 619, 647,
720/655; 455/344, 347-351

See application file for complete search history.

(56) **References Cited**

U.S. PATENT DOCUMENTS

D301,476 S * 6/1989 Scianna et al. D14/188

5,859,828 A * 1/1999 Ishibashi 720/655
D509,811 S * 9/2005 Usami et al. D14/136
D513,410 S * 1/2006 Moriya et al. D14/136
D521,475 S * 5/2006 Dai et al. D14/136
D530,691 S * 10/2006 Moriya et al. D14/168

* cited by examiner

Primary Examiner—Nanda Bondade

(74) *Attorney, Agent, or Firm*—Sughrue Mion, PLLC

(57) **CLAIM**

The ornamental design for a digital versatile disc player, as shown.

DESCRIPTION

FIG. 1 is a perspective view of the top, front and right side of a digital versatile disc player showing my new design;

FIG. 2 is a front elevational view thereof;

FIG. 3 is a rear elevational view thereof;

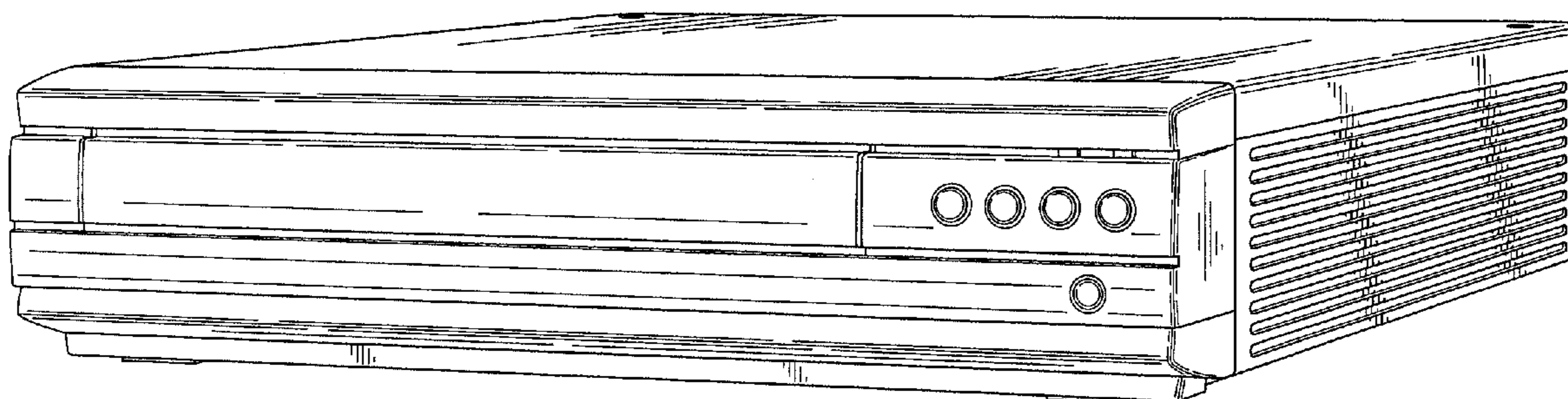
FIG. 4 is a left side elevational view thereof;

FIG. 5 is right side elevational view thereof;

FIG. 6 is a top plan view thereof; and,

FIG. 7 is a bottom plan view thereof.

1 Claim, 5 Drawing Sheets



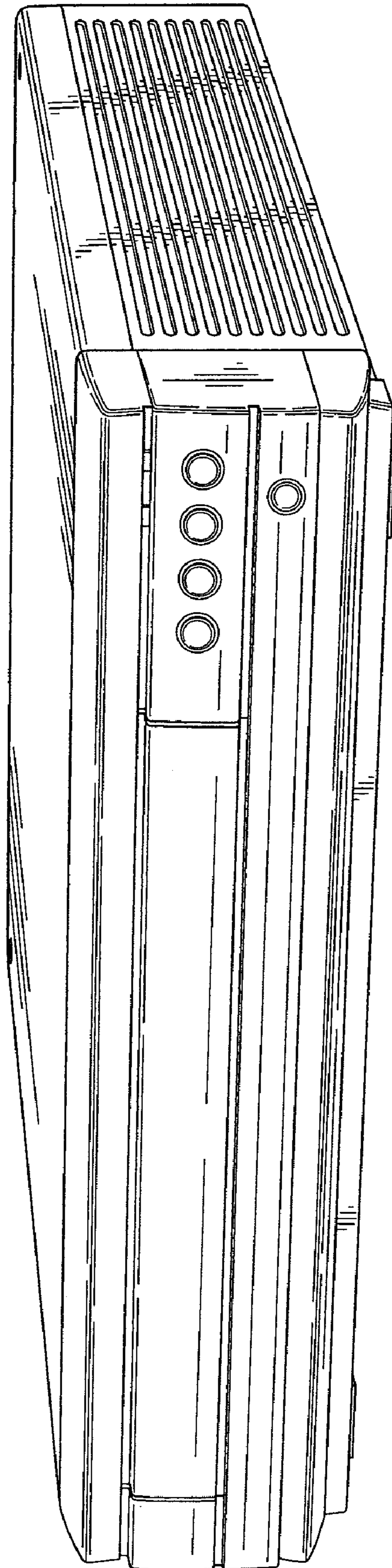


FIG. 1




FIG. 2

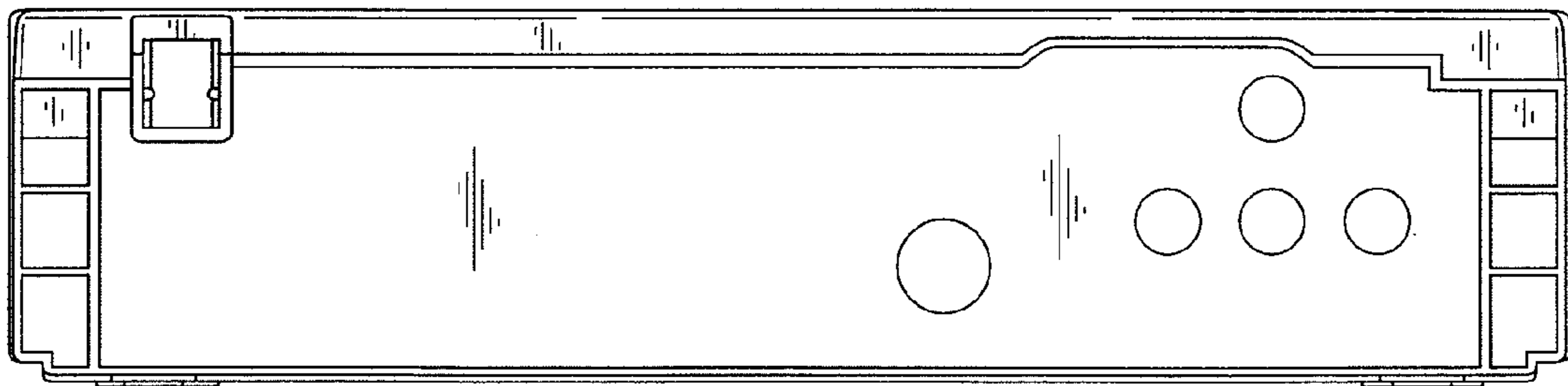


FIG. 3




FIG. 4




FIG. 5

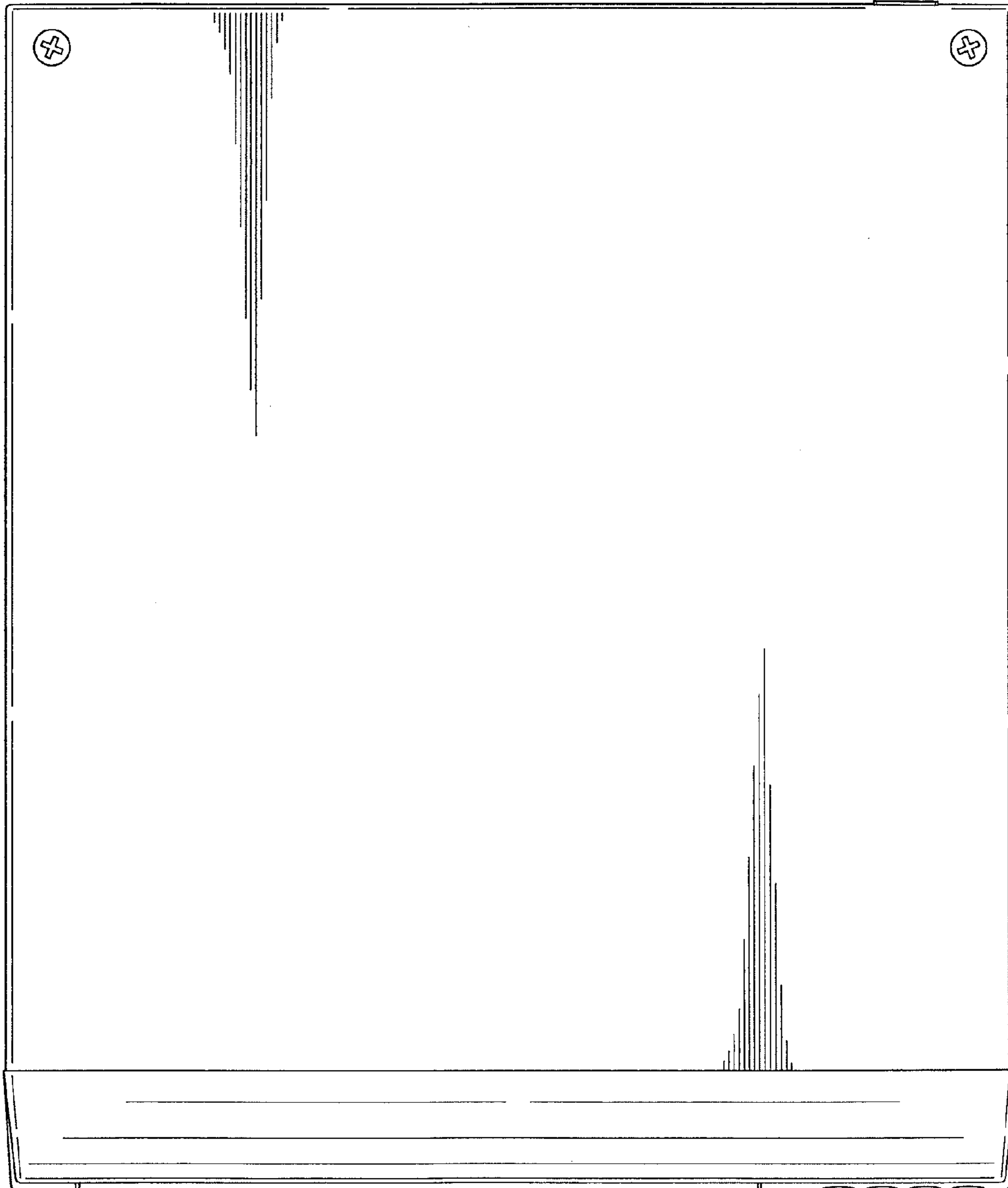


FIG. 6

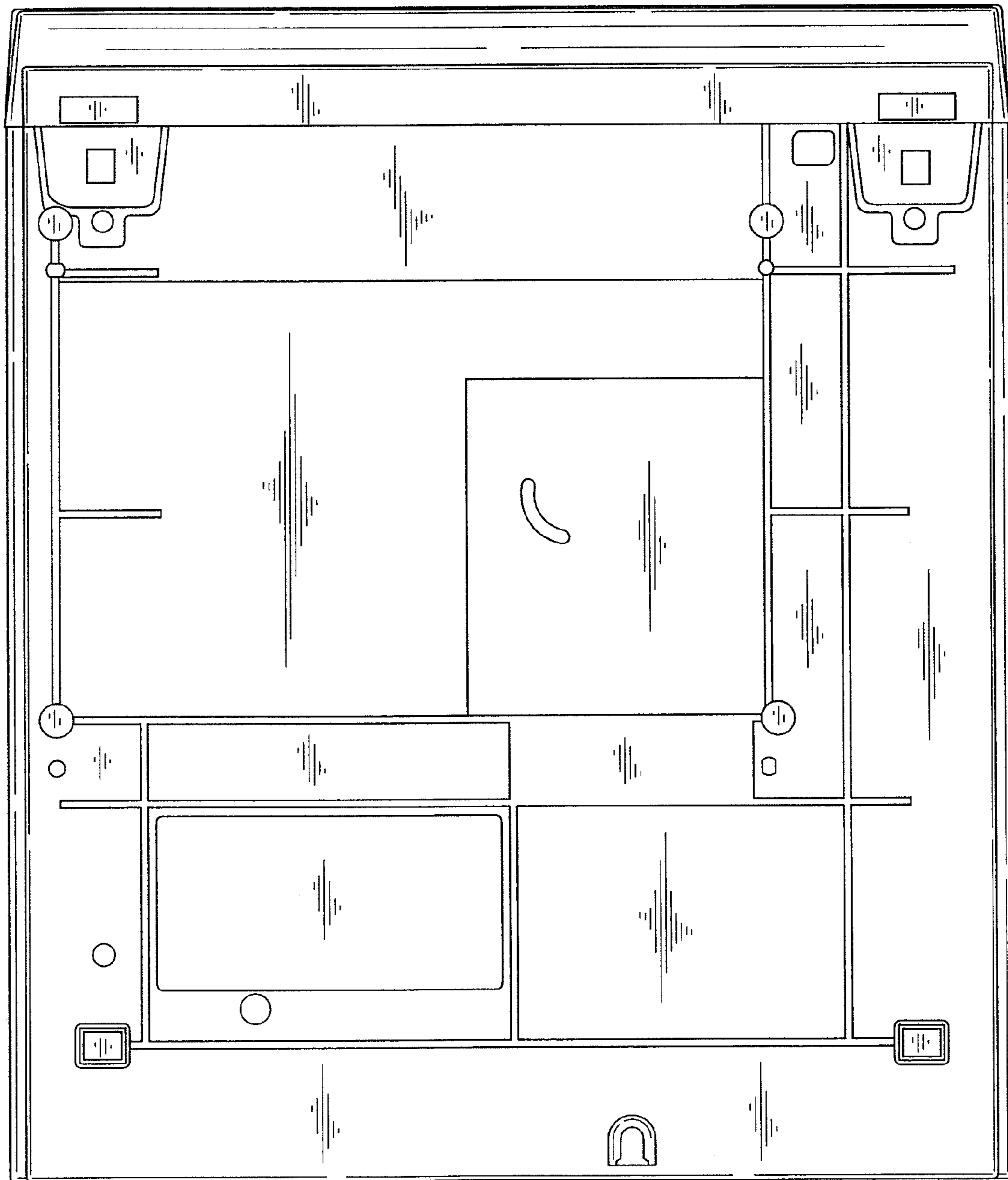


FIG. 7