



US00D573545S

(12) **United States Design Patent**
Ablabutyan et al.

(10) **Patent No.:** **US D573,545 S**
(45) **Date of Patent:** **** Jul. 22, 2008**

(54) **FLAT-PANEL SWITCH**

(75) Inventors: **Karapet Ablabutyan**, Glendale, CA
(US); **Aida Sahakyan**, Glendale, CA
(US)

(73) Assignee: **Maxon Industries, Inc.**, Santa Fe
Springs, CA (US)

(**) Term: **14 Years**

(21) Appl. No.: **29/292,734**

(22) Filed: **Oct. 25, 2007**

(51) **LOC (8) Cl.** **13-03**

(52) **U.S. Cl.** **D13/162; D13/171; D13/164**

(58) **Field of Classification Search** D13/158,
D13/162, 164, 171; D14/113, 443; D10/101,
D10/103, 125; D12/192; D15/28; 364/424.01,
364/424.03, 424.05, 424.07
See application file for complete search history.

(56) **References Cited**

U.S. PATENT DOCUMENTS

D251,727 S *	5/1979	Erlacher et al.	D12/192
D313,761 S *	1/1991	Bressler	D10/60
D327,858 S *	7/1992	Avitan	D10/125
D344,901 S *	3/1994	Conforti	D10/50
D349,677 S *	8/1994	Avitan	D12/192
D353,118 S *	12/1994	Avitan	D10/125
D380,737 S *	7/1997	Weir et al.	D13/162
D387,330 S *	12/1997	Danchulis	D13/158

D388,769 S *	1/1998	Pritchard et al.	D13/162
D458,230 S *	6/2002	Hand et al.	D13/164
D537,374 S *	2/2007	Smiley	D10/103
D557,645 S *	12/2007	Akagawa et al.	D12/192
D560,617 S *	1/2008	Poulet	D13/158
2006/0209641 A1 *	9/2006	Navid	369/30.06

* cited by examiner

Primary Examiner—Daniel Bui

Assistant Examiner—Thomas J Johannes

(74) *Attorney, Agent, or Firm*—Michael Zarrabian, Esq.;
Myers Dawes Andras & Sherman, LLP

(57) **CLAIM**

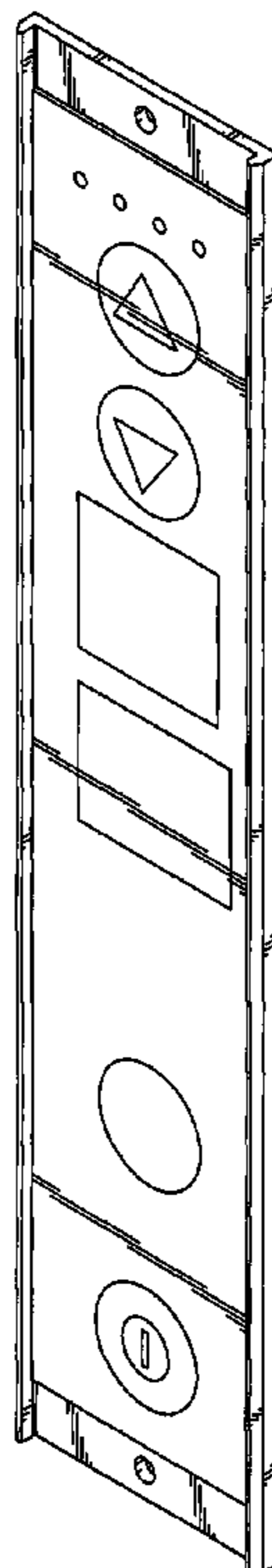
The ornamental design for a flat-panel switch, as shown and described.

DESCRIPTION

FIG. 1 is a frontal perspective view of a flat-panel switch, showing our new design;
FIG. 2 is a front elevational view thereof;
FIG. 3 is a side elevational view thereof;
FIG. 4 is a top plan view thereof;
FIG. 5 is a back perspective view thereof; and,
FIG. 6 is a perspective view thereof in a use condition.

The broken line showing in the figure drawings is included for illustrative purposes only and forms no part of the claimed design.

1 Claim, 3 Drawing Sheets



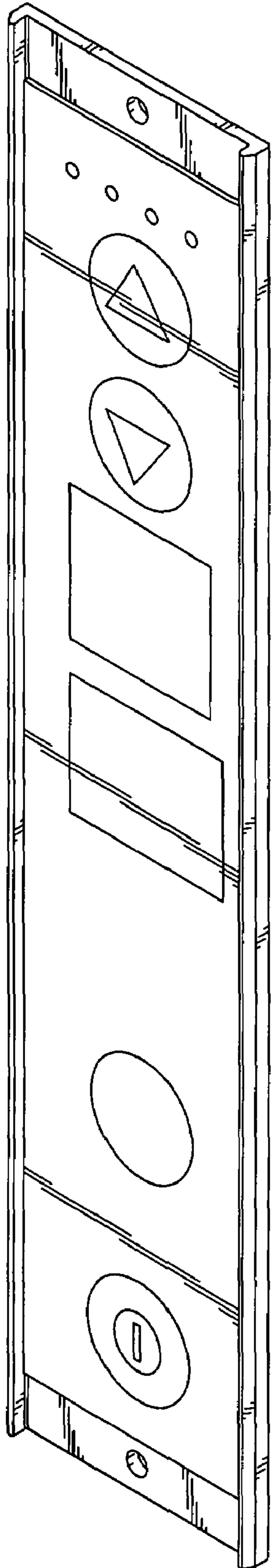


Fig. 1




Fig. 5

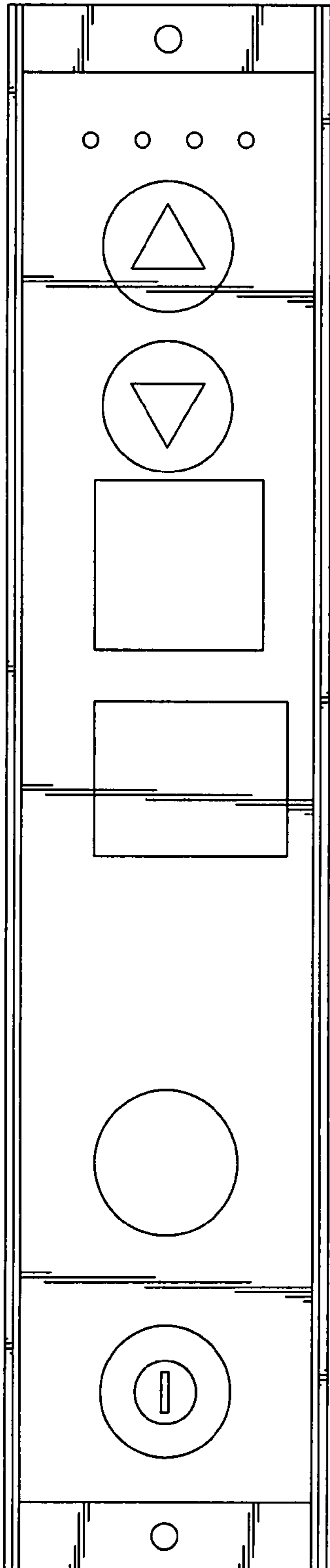


FIG. 2



FIG. 3

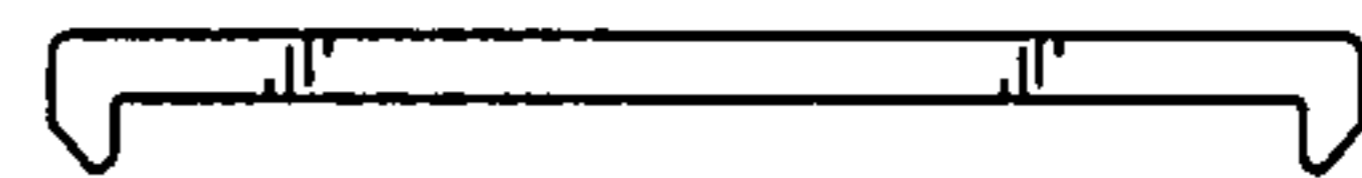


FIG. 4

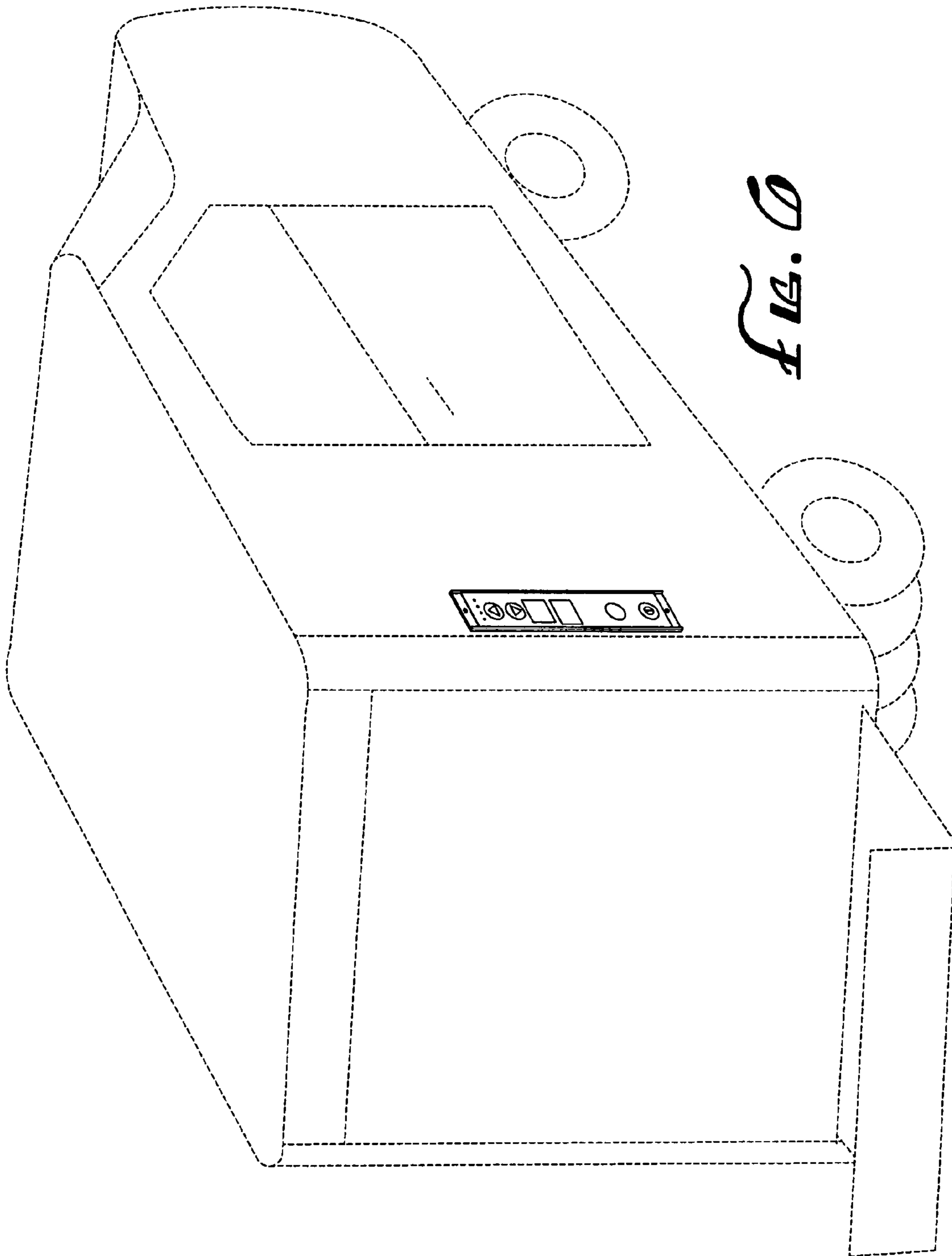


FIG. 0