



US00D573538S

(12) **United States Design Patent**
Münch et al.

(10) **Patent No.:** **US D573,538 S**
(45) **Date of Patent:** **** Jul. 22, 2008**

(54) **MIDDLE Z-CONNECTOR WITH OUTER C-CONNECTOR**

(75) Inventors: **Markus Münch**, Coswig (DE); **Florian Zschoge**, Dresden (DE)

(73) Assignee: **Solar Watt AG**, Dresden (DE)

(**) Term: **14 Years**

(21) Appl. No.: **29/291,015**

(22) Filed: **Aug. 9, 2007**

(51) **LOC (8) Cl.** **13-03**

(52) **U.S. Cl.** **D13/133; D13/154**

(58) **Field of Classification Search** D13/133, D13/154, 184, 199; 136/244, 256; 439/66, 439/62, 65, 82, 83, 567, 636, 660, 682, 856, 439/857, 862

See application file for complete search history.

(56) **References Cited**

U.S. PATENT DOCUMENTS

- D218,099 S * 7/1970 Lynch et al. D13/133
- 3,993,505 A 11/1976 Pack, Sr.
- 4,193,820 A 3/1980 Thomas
- 5,004,426 A * 4/1991 Barnett 439/82
- 6,062,919 A * 5/2000 Trafton 439/843
- 6,083,060 A * 7/2000 Chen et al. 439/885
- 6,322,403 B1 * 11/2001 Lok et al. 439/856

- 6,359,209 B1 3/2002 Glenn et al.
- 6,439,975 B1 * 8/2002 Shih et al. 451/57
- D553,084 S * 10/2007 Huang et al. D13/133
- D553,086 S * 10/2007 Peng et al. D13/133
- 2004/0094195 A1 * 5/2004 Kuechler 136/256
- 2005/0022857 A1 2/2005 Daroczi et al.

FOREIGN PATENT DOCUMENTS

DE	19848682	5/2000
DE	10235048	2/2004
EP	1037309	9/2000
EP	1126558	8/2001
JP	2001030999	2/2001
JP	2004200515	7/2004
JP	2005191479	1/2005

* cited by examiner

Primary Examiner—Daniel D Bui

(74) *Attorney, Agent, or Firm*—Horst M. Kasper

(57) **CLAIM**

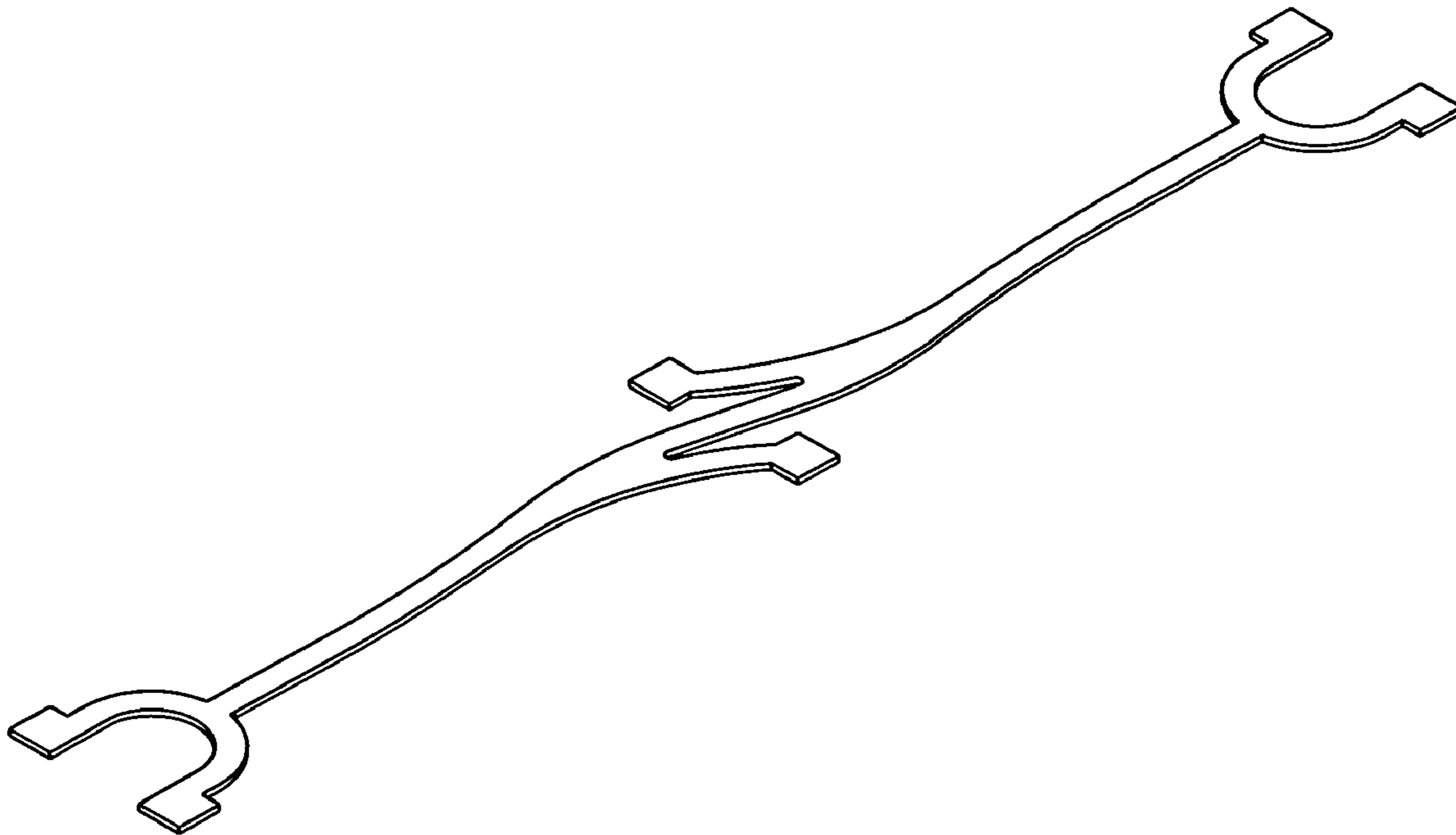
The ornamental design for a middle Z-connector with outer C-connector, as shown and described.

DESCRIPTION

FIG. 1 is a top plan view of a middle Z-connector with outer C-connector showing our new design; and,

FIG. 2 is a top perspective view thereof.

1 Claim, 1 Drawing Sheet



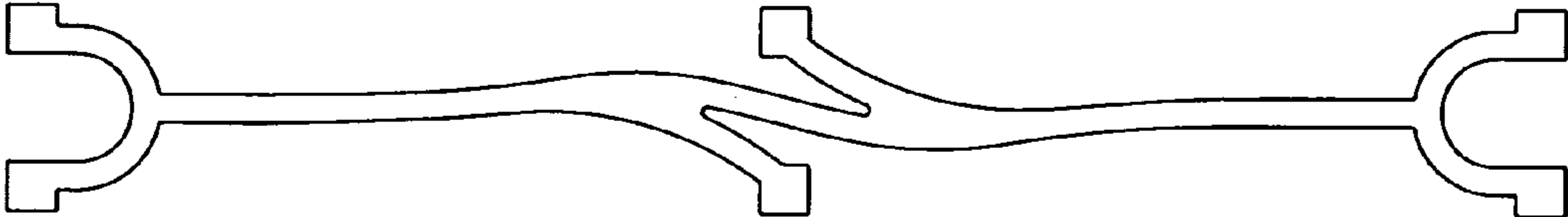


Fig.1

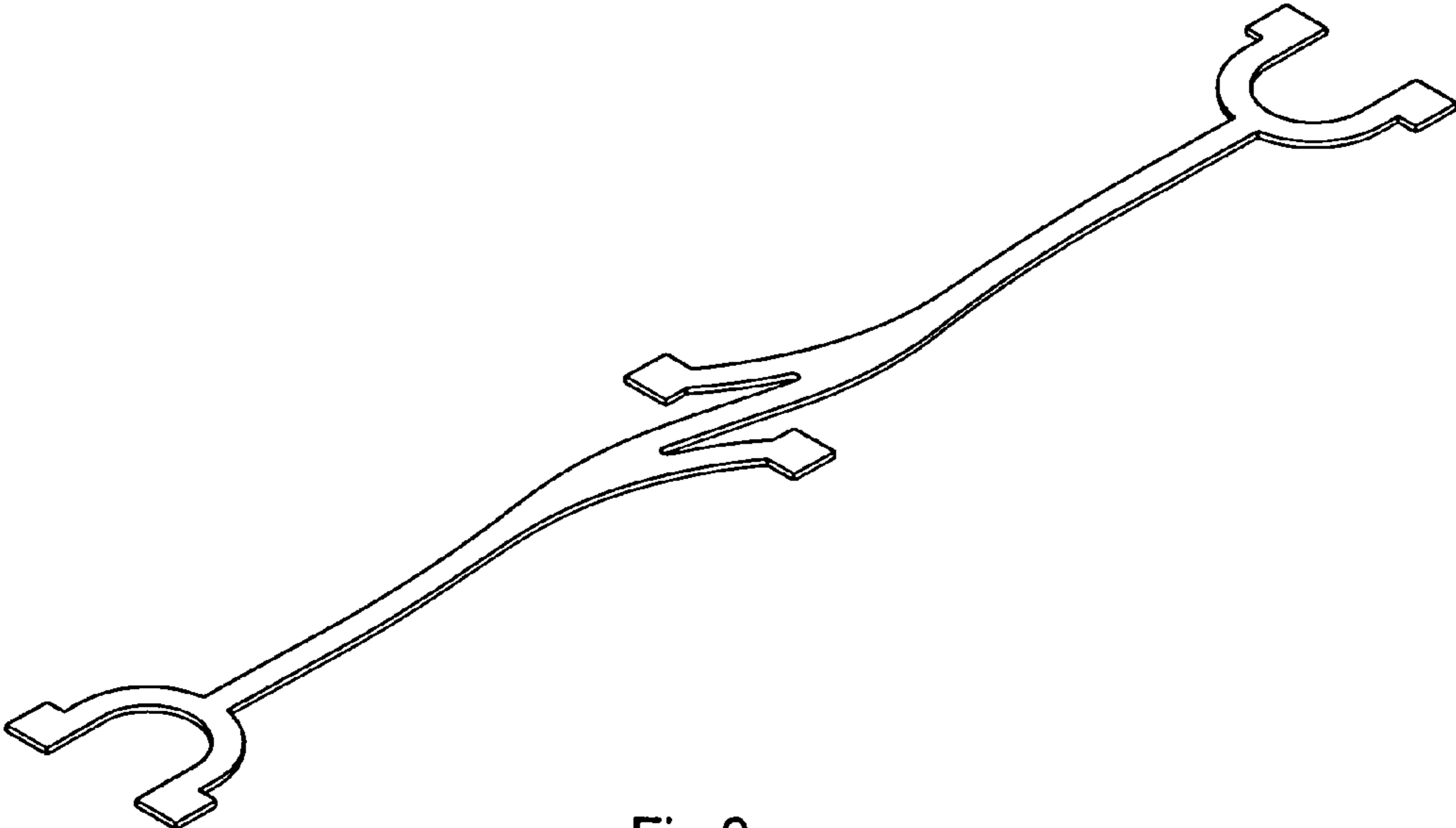


Fig.2