



US00D573533S

(12) **United States Design Patent**
Soeda et al.

(10) **Patent No.:** **US D573,533 S**
(45) **Date of Patent:** **** Jul. 22, 2008**

(54) **UNINTERRUPTIBLE POWER SUPPLY**

(75) Inventors: **Koichi Soeda**, Tokyo (JP); **Katsuhiko Nakane**, Tokyo (JP); **Koji Okano**, Tokyo (JP)

(73) Assignee: **Densei-Lambda K.K.** (JP)

(**) Term: **14 Years**

(21) Appl. No.: **29/294,011**

(22) Filed: **Dec. 20, 2007**

(30) **Foreign Application Priority Data**

Oct. 17, 2007 (JP) 2007-028398

(51) **LOC (8) Cl.** **13-02**

(52) **U.S. Cl.** **D13/110**

(58) **Field of Classification Search** D13/110,
D13/101, 184, 199; D14/125, 355-356,
D14/496; 307/150, 151; 361/643, 683-685;
363/146

See application file for complete search history.

(56) **References Cited**

U.S. PATENT DOCUMENTS

D314,183 S * 1/1991 Wong D13/160
D354,737 S * 1/1995 Fladung D13/164
D381,317 S * 7/1997 Yu D13/139.4
5,793,627 A * 8/1998 Caldes et al. 363/146

D403,662 S * 1/1999 Caldes et al. D13/110
5,940,288 A * 8/1999 Kociecki 363/144
D427,596 S * 7/2000 Tsai D14/356
D458,218 S * 6/2002 Reynolds D13/110
D462,658 S * 9/2002 Reynolds D13/110

* cited by examiner

Primary Examiner—Prabhakar Deshmukh

Assistant Examiner—Derrick Holland

(74) *Attorney, Agent, or Firm*—Harness, Dickey & Pierce, P.L.C.

(57) **CLAIM**

The ornamental design for an uninterruptible power supply, as shown and described.

DESCRIPTION

FIG. 1 is a front view of an uninterruptible power supply showing our new design;

FIG. 2 is a rear view thereof;

FIG. 3 is a left side view thereof;

FIG. 4 is a right side view thereof;

FIG. 5 is a top plan view thereof;

FIG. 6 is a bottom view thereof;

FIG. 7 is a perspective view thereof; and,

FIG. 8 is an enlarged reference front view thereof.

1 Claim, 8 Drawing Sheets

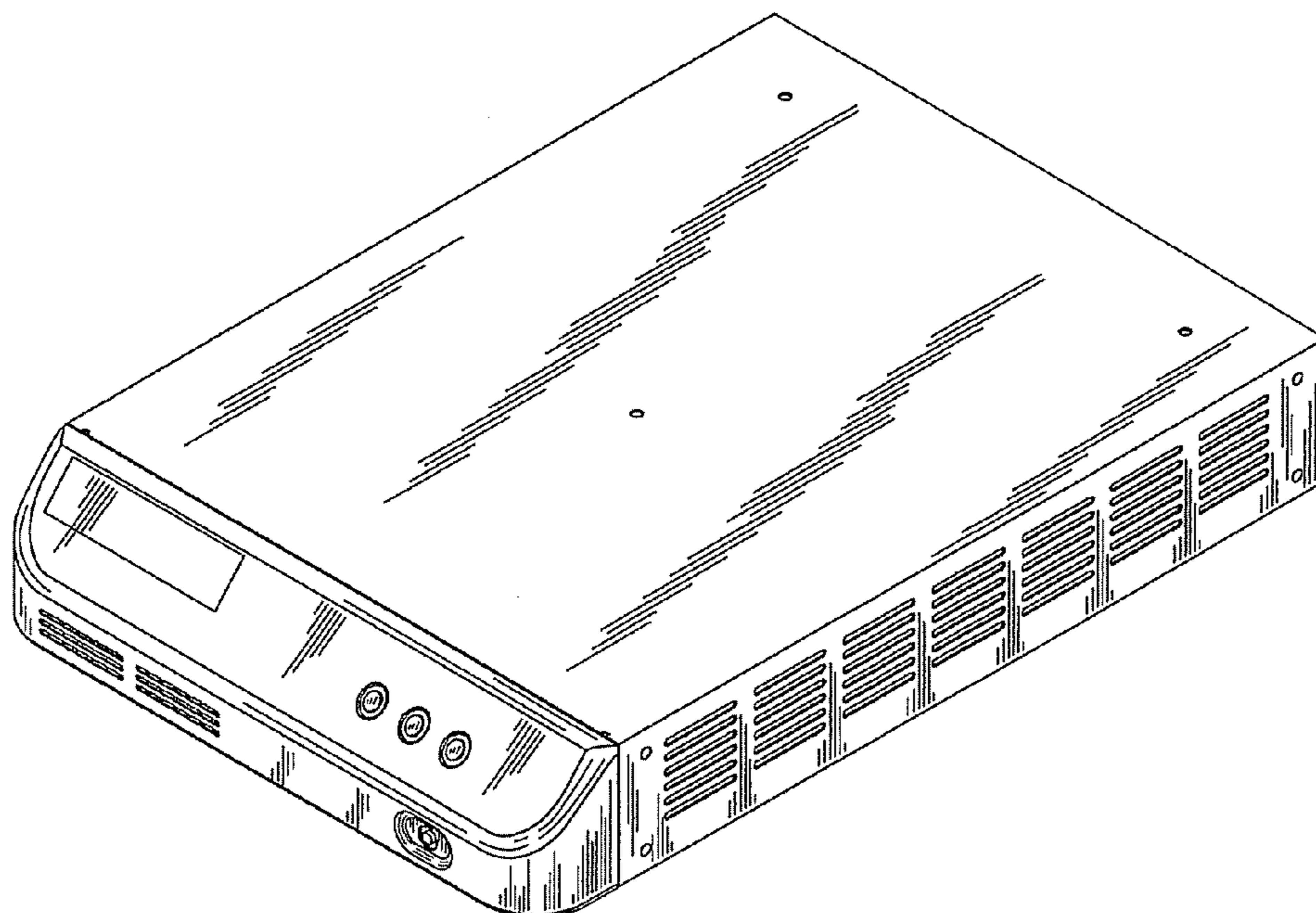


FIG. 1




FIG. 2

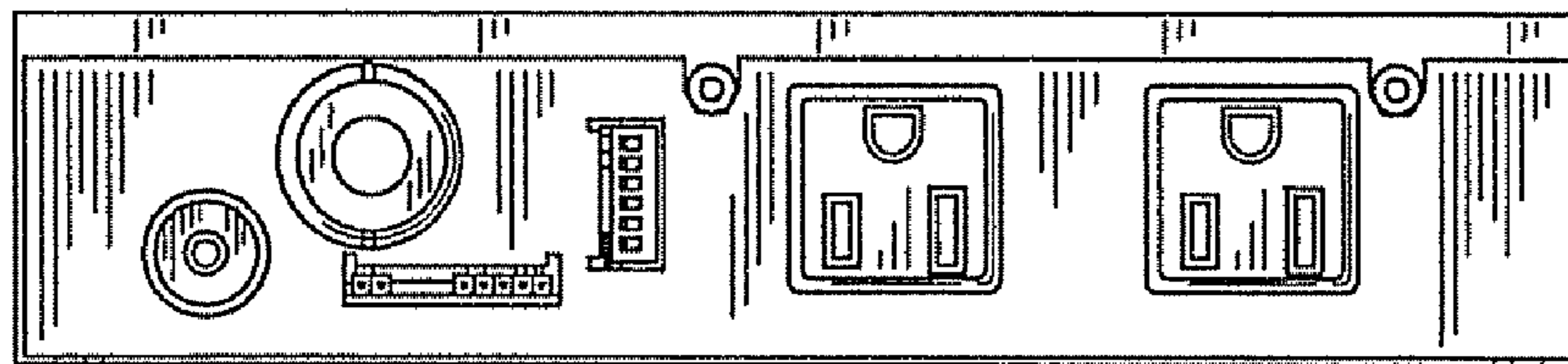


FIG. 3

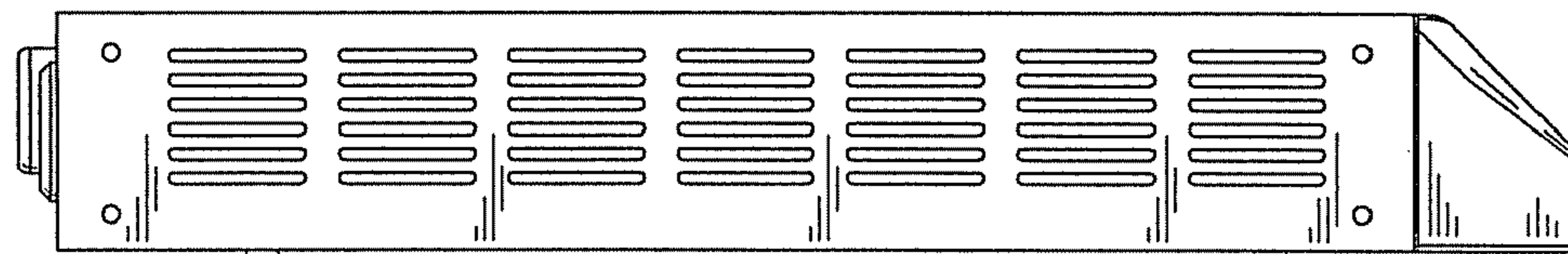


FIG. 4

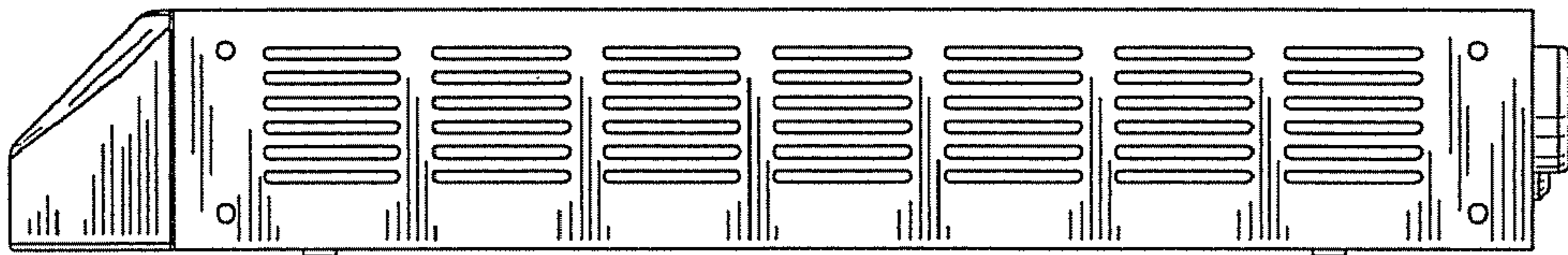


FIG. 5




FIG. 6

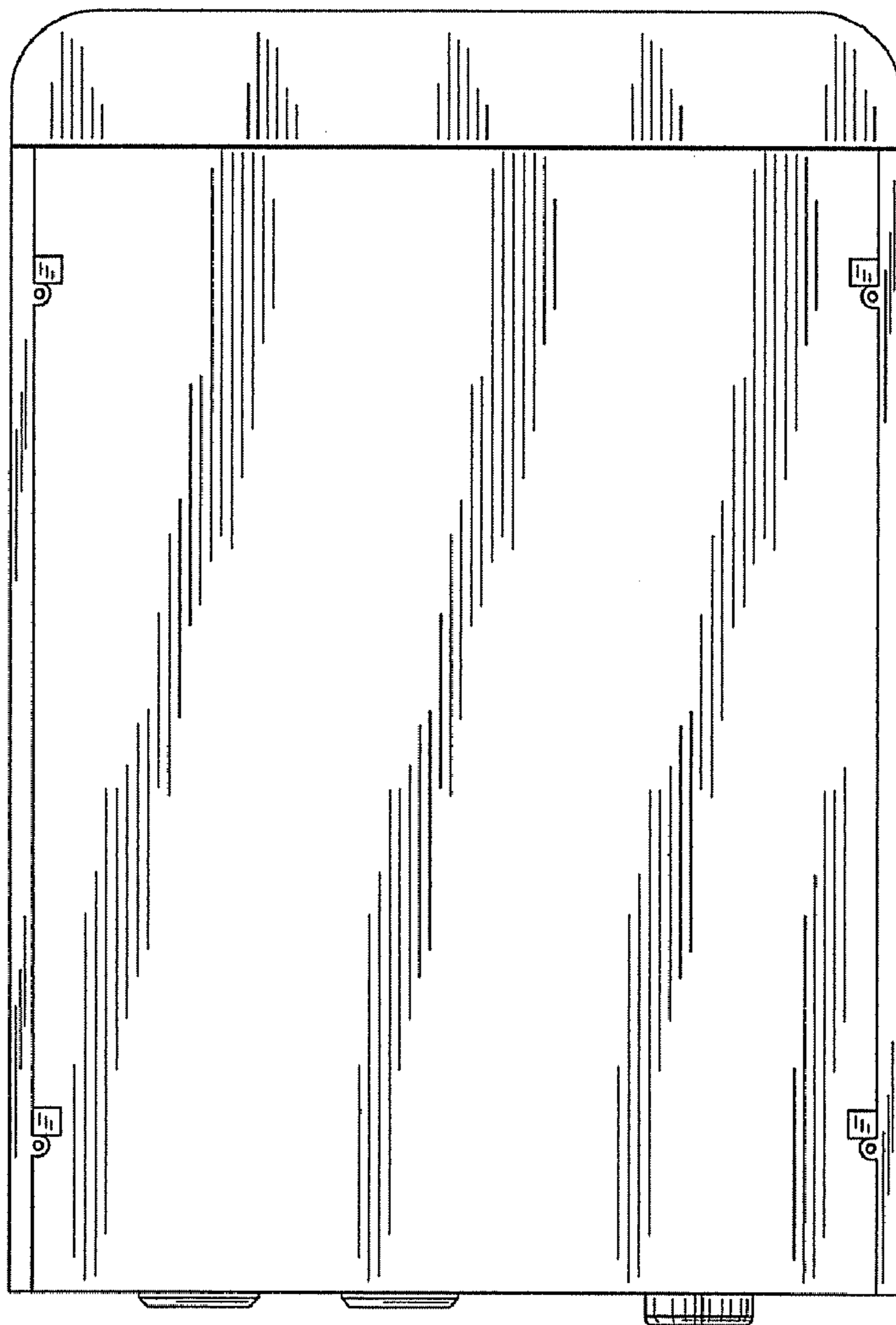


FIG. 7

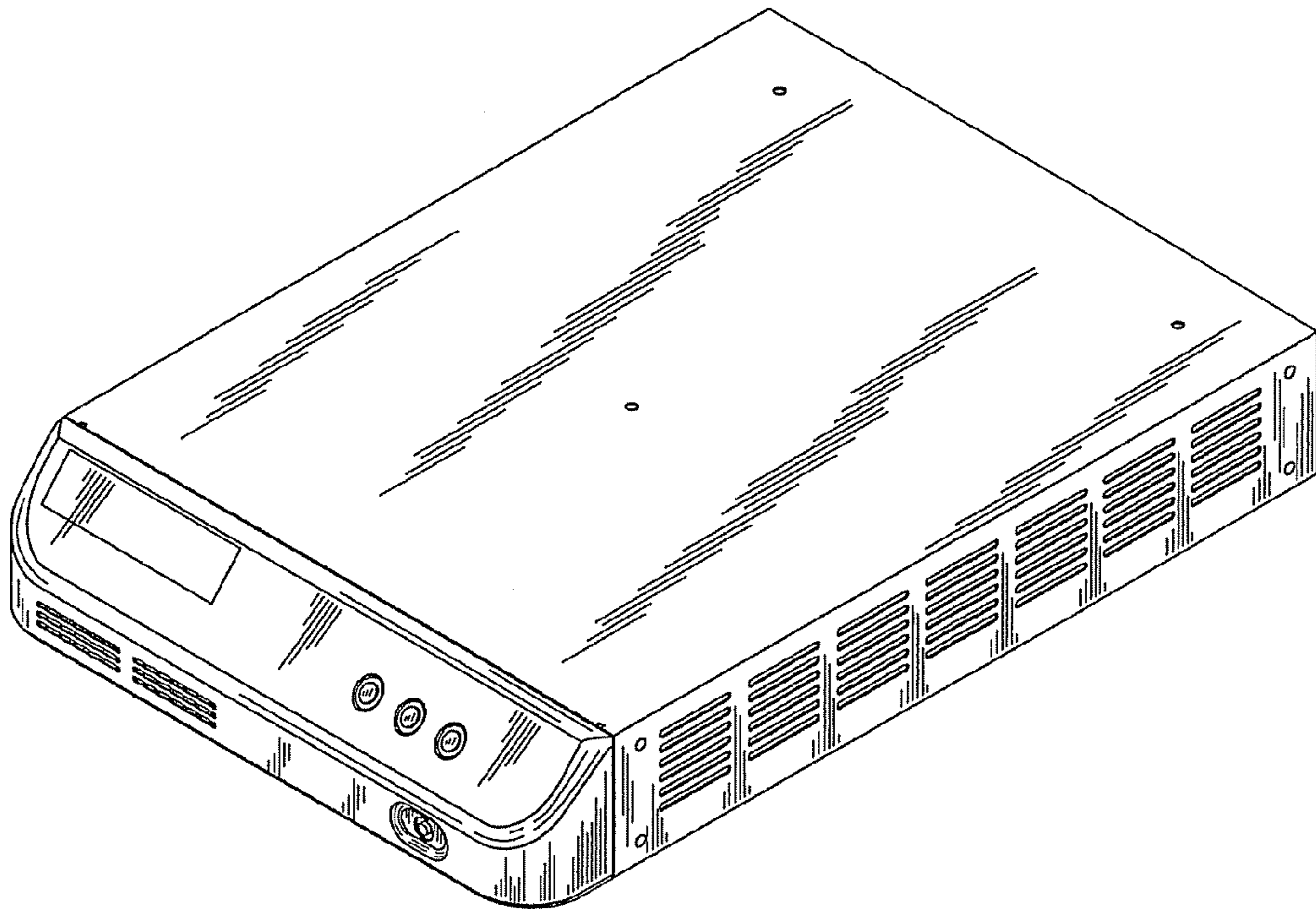


FIG. 8

