



US00D573525S

(12) **United States Design Patent**
Chen

(10) **Patent No.:** **US D573,525 S**
(45) **Date of Patent:** **** Jul. 22, 2008**

(54) **BOAT HULL**

(76) Inventor: **Wen-Yun Chen**, No. 168, Sec. 1 Lung
Mi Road, Long Yuan Village, Pali
Township, Taipei Hsien, 249 (TW)

(**) Term: **14 Years**

(21) Appl. No.: **29/281,805**

(22) Filed: **Jul. 2, 2007**

Related U.S. Application Data

(62) Division of application No. 29/266,381, filed on Sep.
20, 2006.

(51) **LOC (8) Cl.** **12-06**

(52) **U.S. Cl.** **D12/317; D12/300**

(58) **Field of Classification Search** D12/300-318;
114/61.1, 61.12, 61.32, 270, 343, 345, 355-357
See application file for complete search history.

(56) **References Cited**

U.S. PATENT DOCUMENTS

D249,033 S *	8/1978	Potter	D12/312
D301,573 S *	6/1989	Fuller	D12/310
D400,156 S *	10/1998	Duvenage et al.	D12/312
D464,930 S *	10/2002	Argent et al.	D12/310

* cited by examiner

Primary Examiner—Holly H. Baynham

Assistant Examiner—Cynthia M. Chin

(74) *Attorney, Agent, or Firm*—Baker & McKenzie LLP;
David I. Roche; Daniel A. Tallitsch

(57) **CLAIM**

The ornamental design for a boat hull, as shown and
described.

DESCRIPTION

FIG. 1 is a perspective view of a boat hull according to my
new design;

FIG. 2 is another perspective view thereof;

FIG. 3 is a side elevation view thereof;

FIG. 4 is a bottom plan view thereof;

FIG. 5 is a top plan view thereof;

FIG. 6 is an enlarged front elevation view thereof; and,

FIG. 7 is a an enlarged rear elevation view thereof.

Where used in the drawings, the broken lines show the envi-
ronmental structure only for the purpose of illustration, and
forms no part of the claimed design.

1 Claim, 3 Drawing Sheets

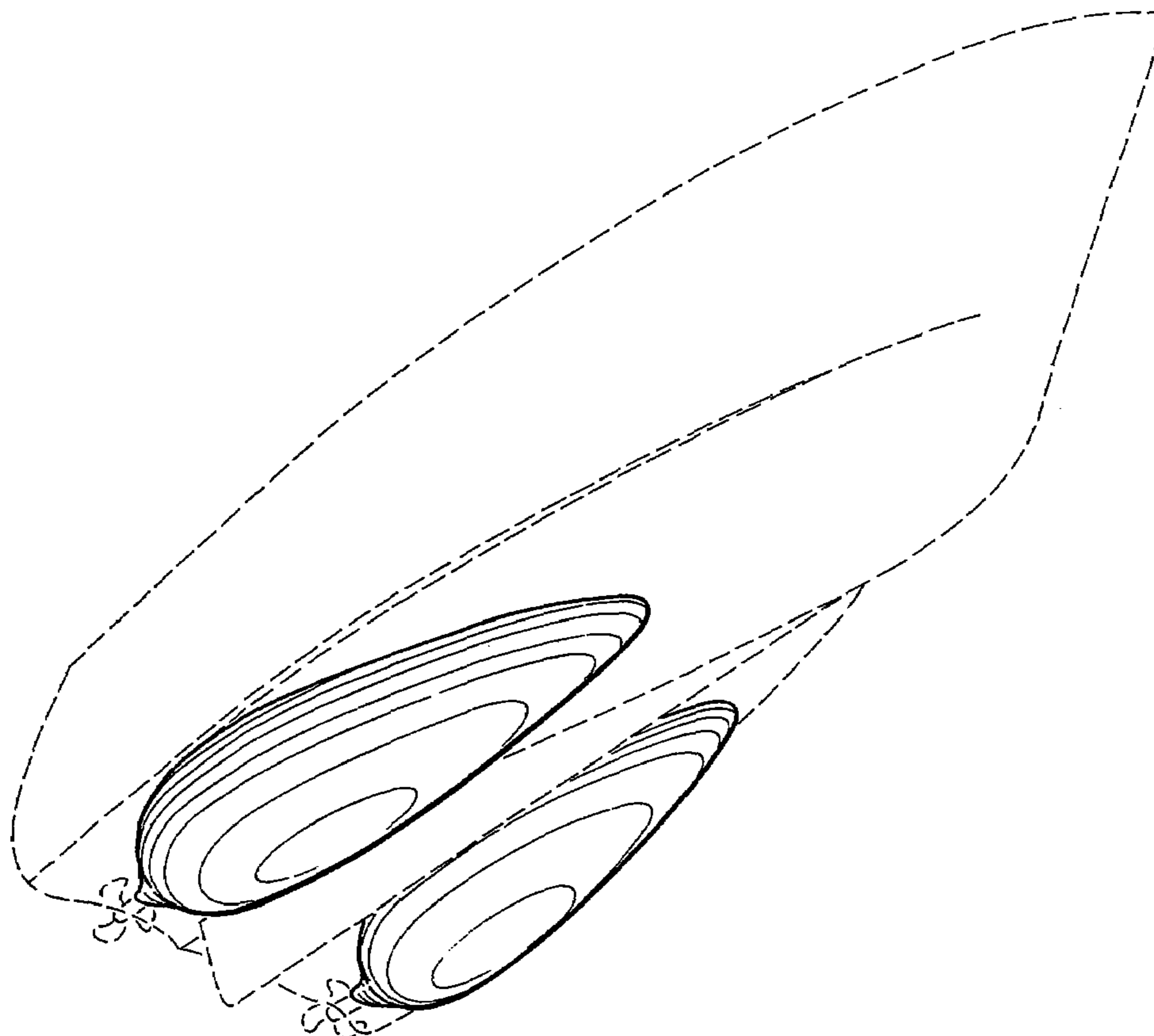


FIG. 1

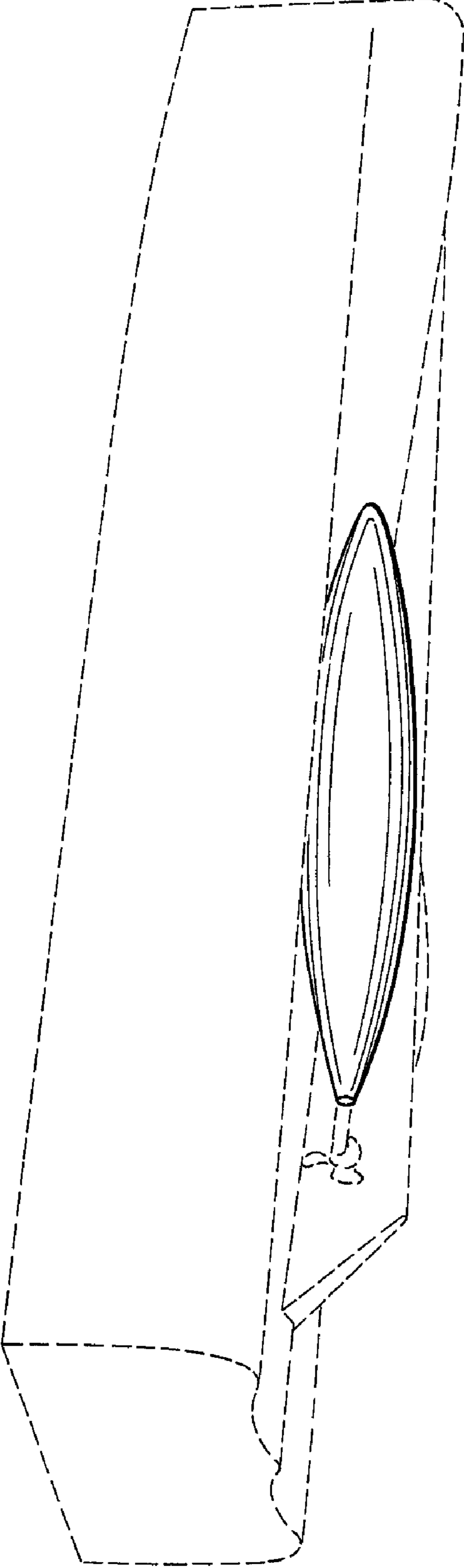


FIG. 2

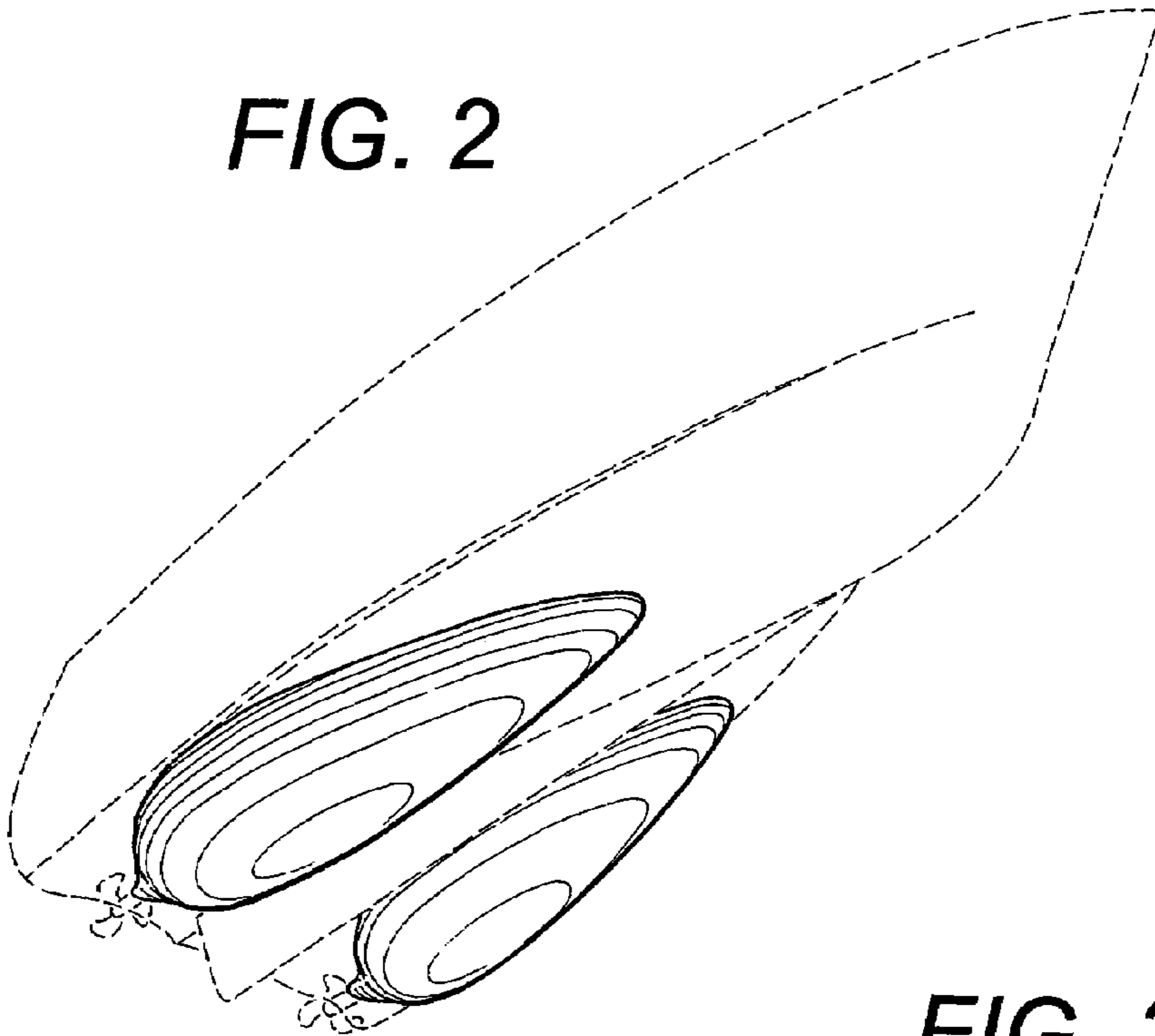


FIG. 3




FIG. 4

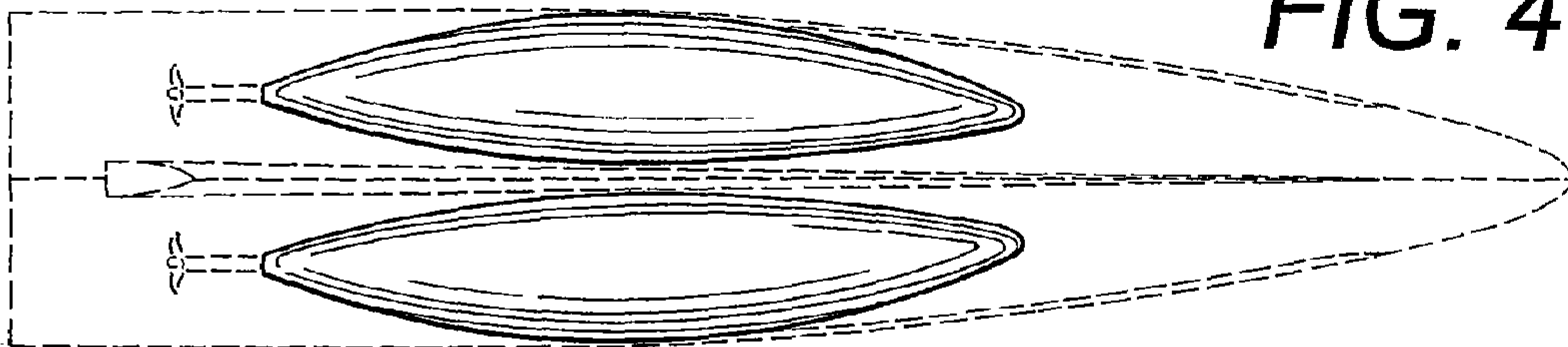


FIG. 5

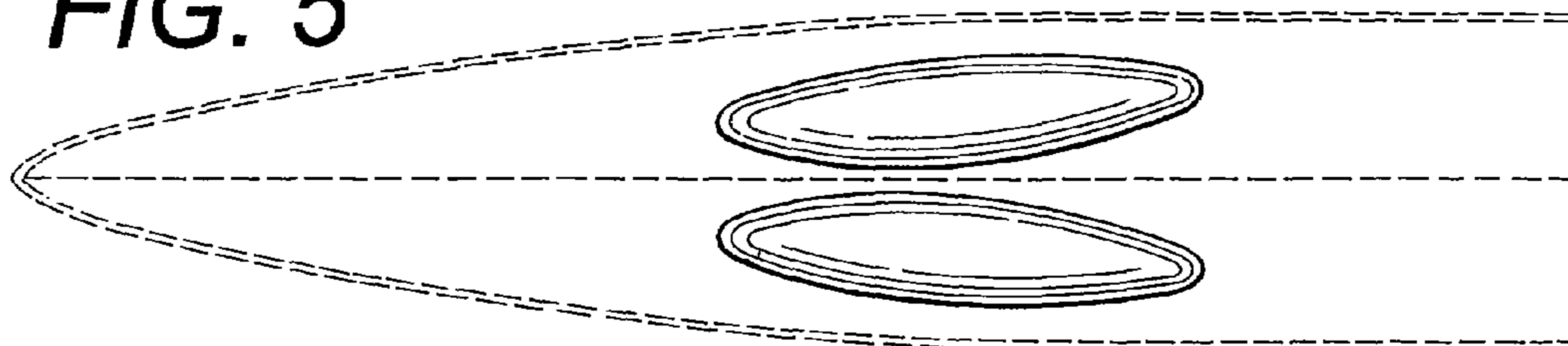


FIG. 6

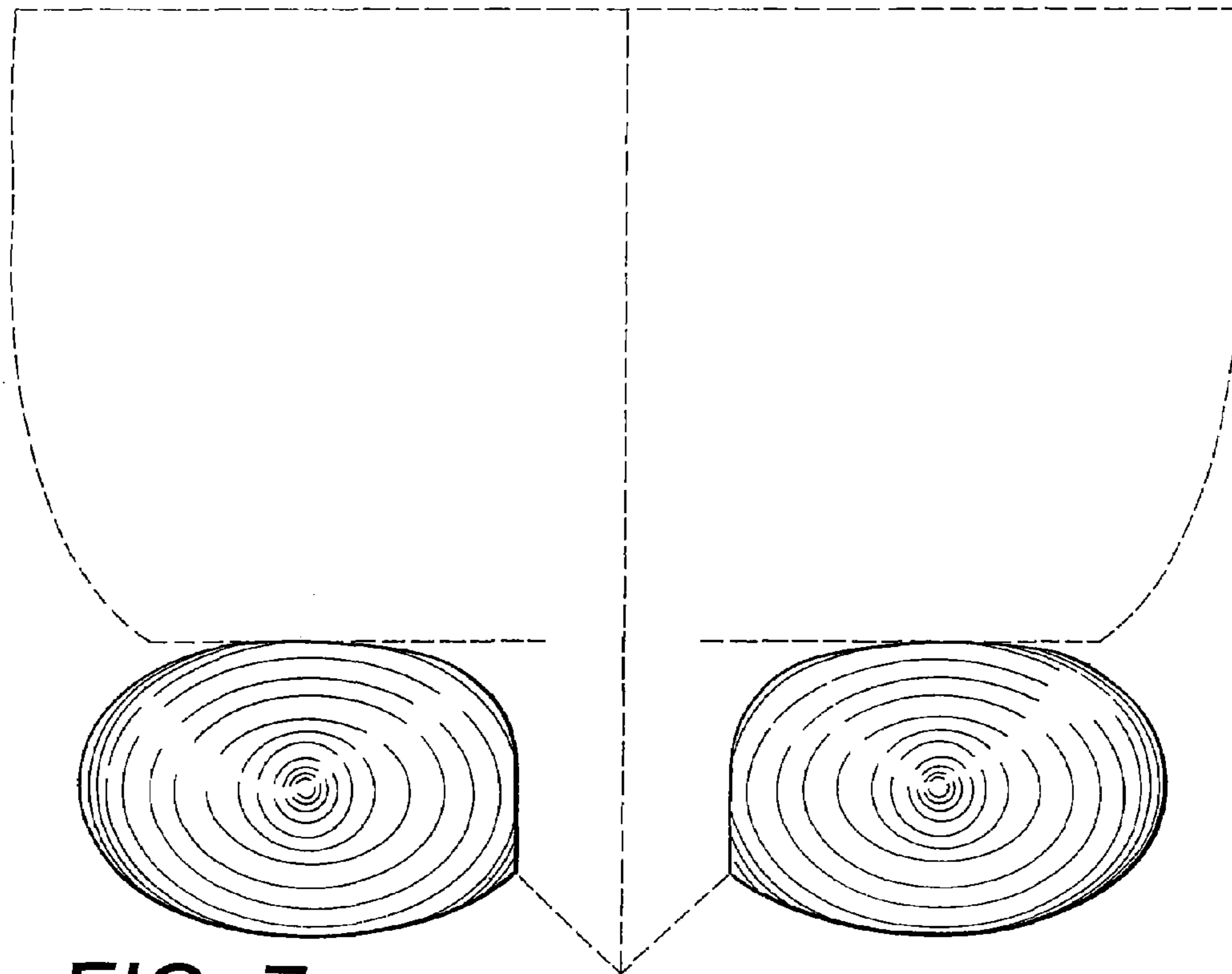


FIG. 7

