



US00D573521S

(12) **United States Design Patent**
Hsu

(10) **Patent No.:** **US D573,521 S**
(45) **Date of Patent:** **** Jul. 22, 2008**

(54) **MUFFLER WITH TRAPEZOID BODY**

D492,634 S * 7/2004 Butterfield et al. D12/194
D536,649 S * 2/2007 Monson et al. D12/194

(75) Inventor: **Henry T. H. Hsu**, Old Westbury, NY
(US)

OTHER PUBLICATIONS

(73) Assignee: **American Auto Accessories, Inc.**,
Flushing, NY (US)

INP Cars On-Line Brochure (3 pgs.) Oct. 19, 2007 <http://inpcars.com>
p. 85.
Pro Street On-Line Brochure (11 pgs) Oct. 19, 2007 [www-prostreetonline.com](http://www.prostreetonline.com).

(**) Term: **14 Years**

* cited by examiner

(21) Appl. No.: **29/296,644**

Primary Examiner—Louis S Zarfaz

Assistant Examiner—Michael A Pratt

(22) Filed: **Oct. 25, 2007**

(74) *Attorney, Agent, or Firm*—Robert C. Kain, Jr.

(51) **LOC (8) Cl.** **12-16**

(52) **U.S. Cl.** **D12/194**

(58) **Field of Classification Search** D12/86,
D12/90, 91, 92, 167, 169, 170, 196, 194,
D12/206, 209; 280/152.1, 152.2, 152.3,
280/160.1, 304.3, 770, 848, 852; 29/890.08;
293/105, 113, 115; 296/180.1, 180.2, 77.1,
296/78.1, 85; 60/313, 323; D23/393; D15/5;
454/69, 71, 81; 181/227, 228, 247, 248,
181/249, 250, 251, 264, 282; 180/225, 229,
180/296, 309, 89.2, 219

See application file for complete search history.

(57) **CLAIM**

I claim the ornamental design of the muffler with trapezoid
body, as shown.

(56) **References Cited**

U.S. PATENT DOCUMENTS

2,909,235 A * 10/1959 Beranek D12/194
D467,846 S * 12/2002 McGee D12/194

DESCRIPTION

FIG. 1 is perspective view of a muffler with a trapezoid body.

FIG. 2 is a front end view of the muffler of FIG. 1.

FIG. 3 is a rear view of the muffler of FIG. 1.


FIG. 4 is a right side view of the muffler of FIG. 1.

FIG. 5 is a left side view of the muffler of FIG. 1.

FIG. 6 is a top view of the muffler of FIG. 1; and,

FIG. 7 is a bottom view of the muffler of FIG. 1.

1 Claim, 5 Drawing Sheets






FIG.1

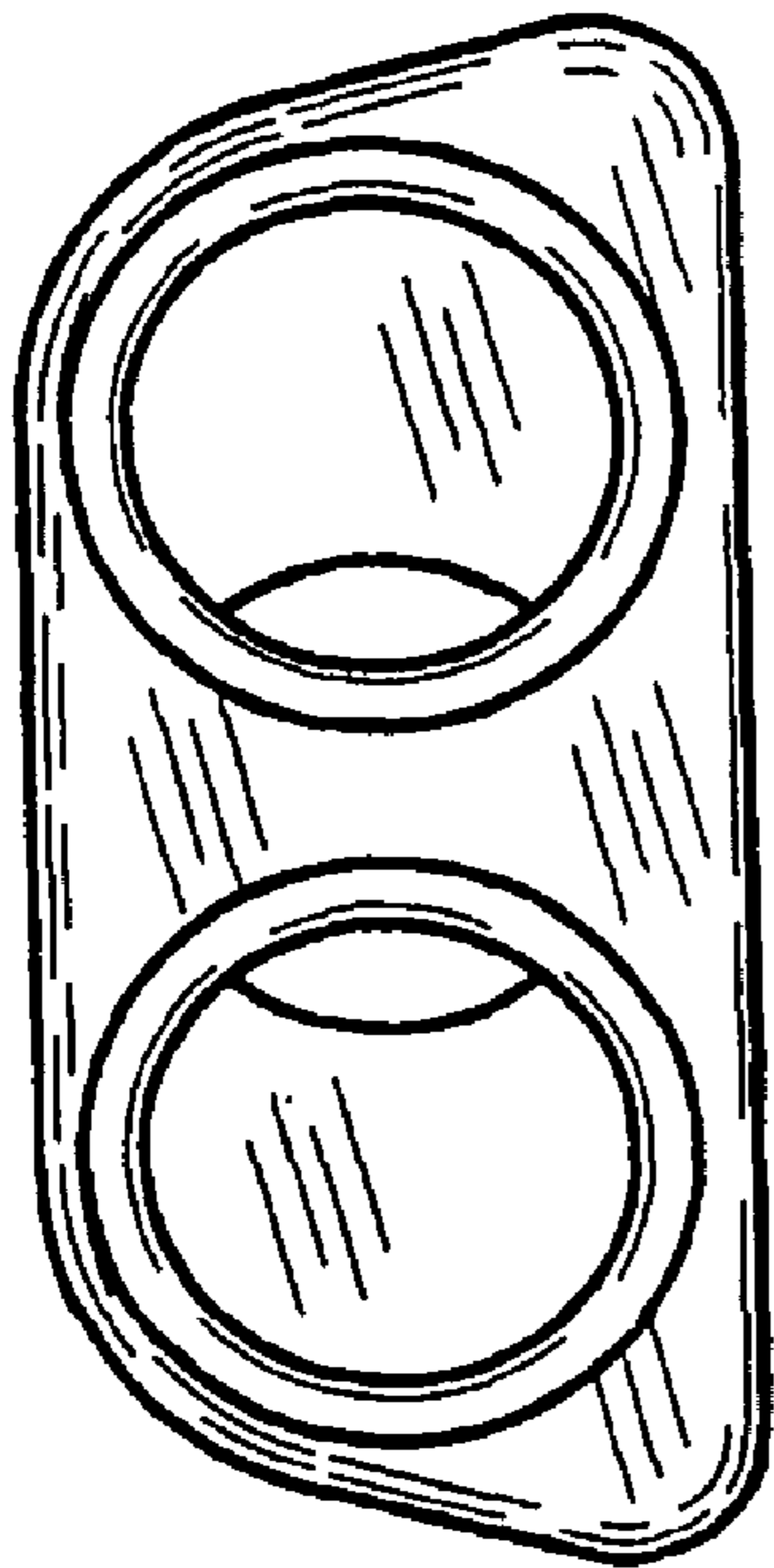


FIG. 2

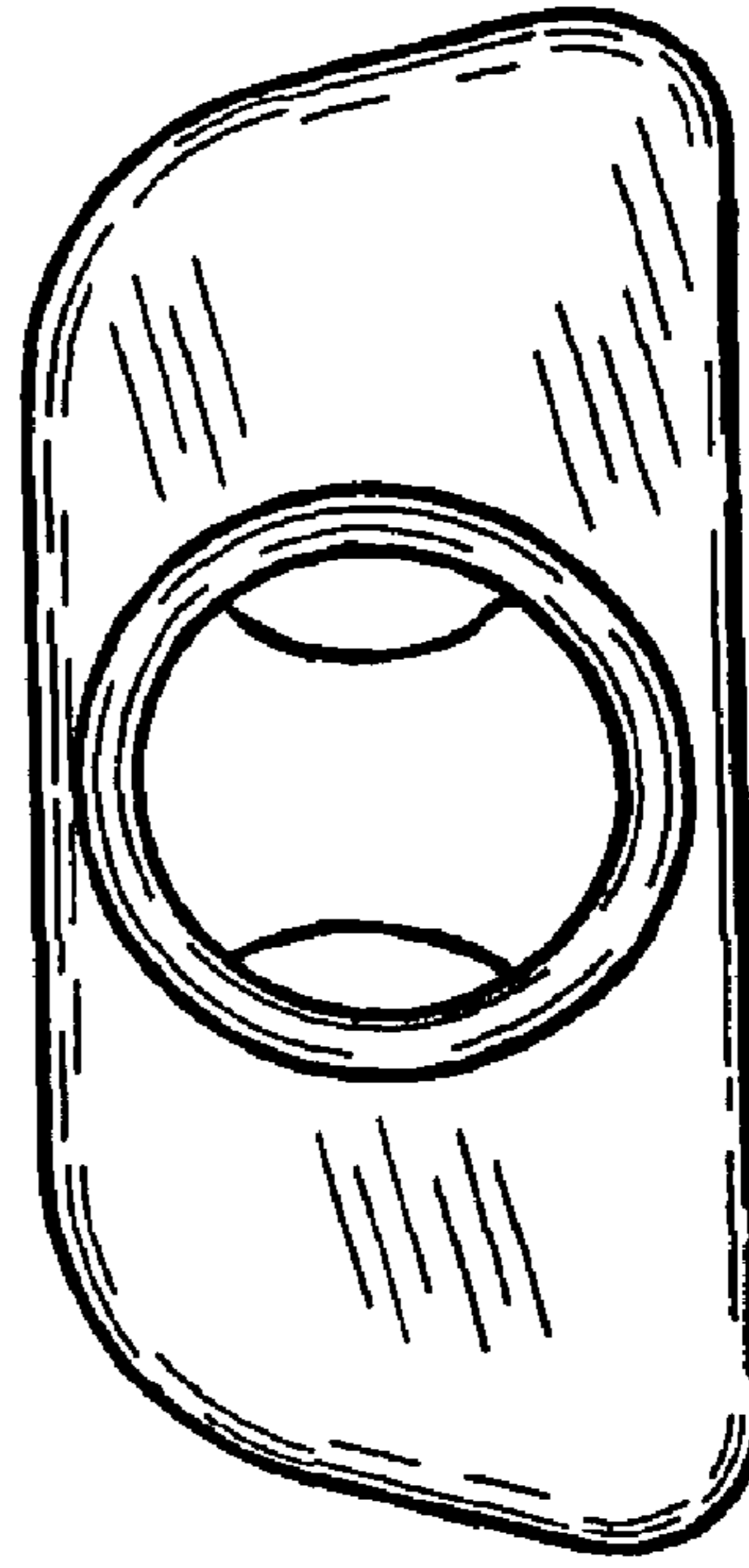


FIG. 3




FIG.4




FIG.5

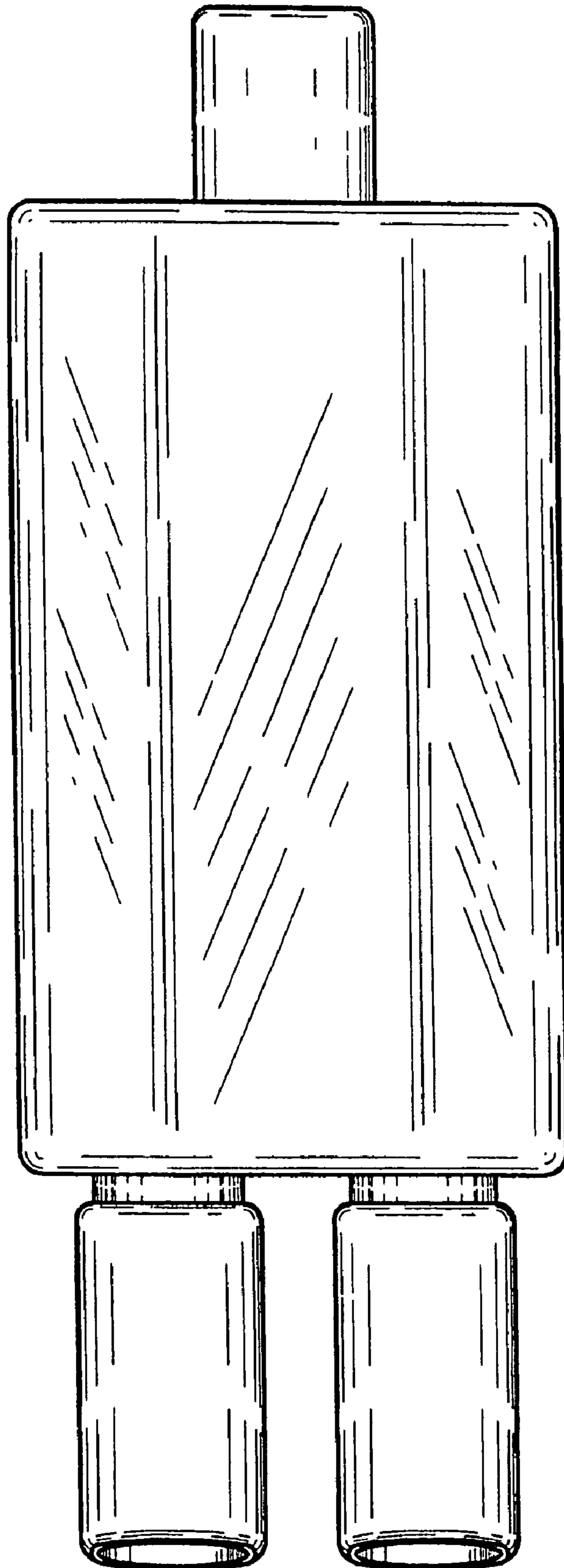


FIG. 6

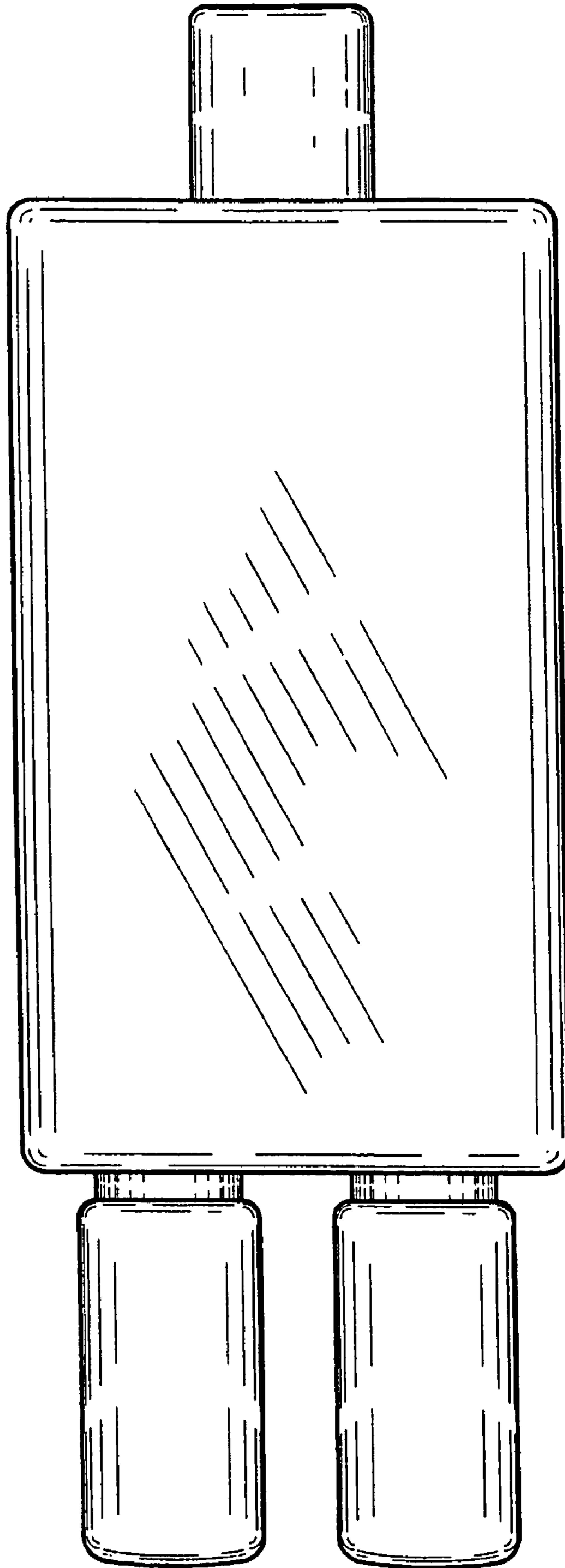


FIG. 7