



US00D573517S

(12) **United States Design Patent**
Day et al.

(10) **Patent No.:** **US D573,517 S**
(45) **Date of Patent:** **** Jul. 22, 2008**

(54) **DASHBOARD RACING MOUNT**

(75) Inventors: **Gregory E. Day**, Great Falls, VA (US);
James J. Tily, Beltsville, MD (US)

(73) Assignee: **Gauge Works, LLC**, Great Falls, VA
(US)

(**) Term: **14 Years**

(21) Appl. No.: **29/292,341**

(22) Filed: **Oct. 9, 2007**

(51) **LOC (8) Cl.** **12-16**

(52) **U.S. Cl.** **D12/192**

(58) **Field of Classification Search** D12/192,
D12/415; 180/190; 280/750-752; 296/190.01-190.09,
296/70; D15/17, 28; D10/46, 98, 102-103
See application file for complete search history.

(56) **References Cited**

U.S. PATENT DOCUMENTS

D53,630 S *	7/1919	Goodwin	D12/192
D54,138 S *	11/1919	Smith	D12/192
D54,139 S *	11/1919	Smith	D12/192
D73,347 S *	8/1927	Smith	D12/192
D74,057 S *	12/1927	Knapp	D12/192
D77,236 S *	12/1928	Jacobi	D12/192
D450,023 S *	11/2001	Rayburn	D12/192
D476,276 S	6/2003	Day		
D480,341 S	10/2003	Day		
D484,081 S	12/2003	Day		
D486,435 S	2/2004	Day et al.		
D491,825 S	6/2004	Day et al.		
D492,213 S	6/2004	Day et al.		
D496,617 S	9/2004	Day et al.		
D502,907 S *	3/2005	Chao	D12/192
D504,371 S *	4/2005	Chao	D12/192
D504,643 S *	5/2005	Chao	D12/192
D504,644 S *	5/2005	Chao	D12/192
D504,645 S *	5/2005	Chao	D12/192
D504,855 S *	5/2005	Chao	D12/192
D504,856 S *	5/2005	Chao	D12/192
D514,994 S	2/2006	Day		

D529,423 S *	10/2006	Yu et al.	D12/192
D531,557 S *	11/2006	Weideman	D12/192
D542,722 S	5/2007	Day et al.		
D546,744 S *	7/2007	Fukumoto et al.	D12/192
7,243,882 B2	7/2007	Day et al.		
D557,646 S *	12/2007	Portelance	D12/192

* cited by examiner

Primary Examiner—Stacia Cadmus

(74) *Attorney, Agent, or Firm*—Williams Mullen, P.C.;
Thomas F. Bergert, Esq,

(57) **CLAIM**

The ornamental design for a dashboard racing mount, as shown and described.

DESCRIPTION

FIG. 1 is a top right front perspective view of a dashboard racing mount showing our new design.

FIG. 2 is a front elevational view of the dashboard racing mount of FIG. 1;

FIG. 3 is a bottom plan view of the dashboard racing mount of FIG. 1;

FIG. 4 is a top plan view of the dashboard racing mount of FIG. 1;

FIG. 5 is a left side elevational view of the dashboard racing mount of FIG. 1;

FIG. 6 is a right side elevational view of the dashboard racing mount of FIG. 1;

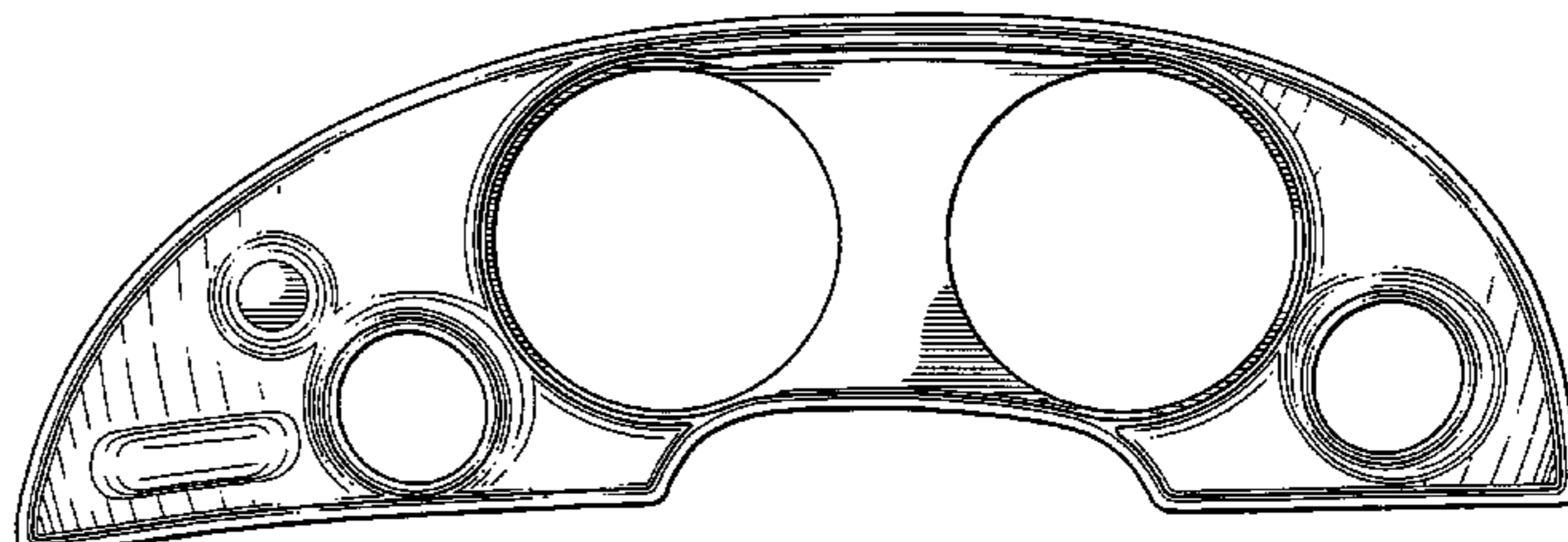
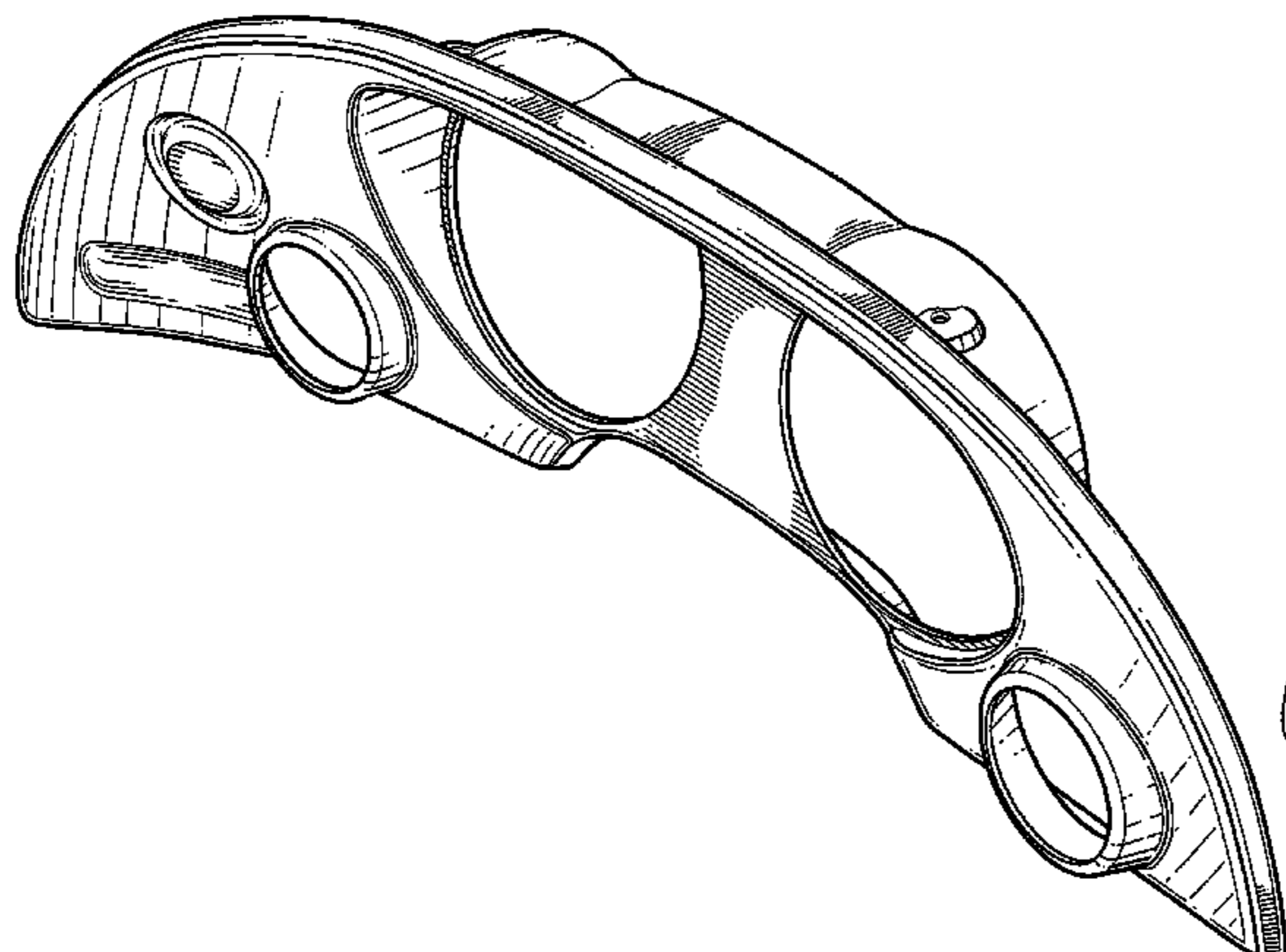
FIG. 7 is a rear elevational view of the dashboard racing mount of FIG. 1;

FIG. 8 is a front elevational view of a second embodiment of our new design; and,

FIG. 9 is a bottom plan view of the embodiment of FIG. 8.

The broken line showing of a dashboard racing mount extension is for illustrative purposes only and forms no part of the claimed design.

1 Claim, 8 Drawing Sheets



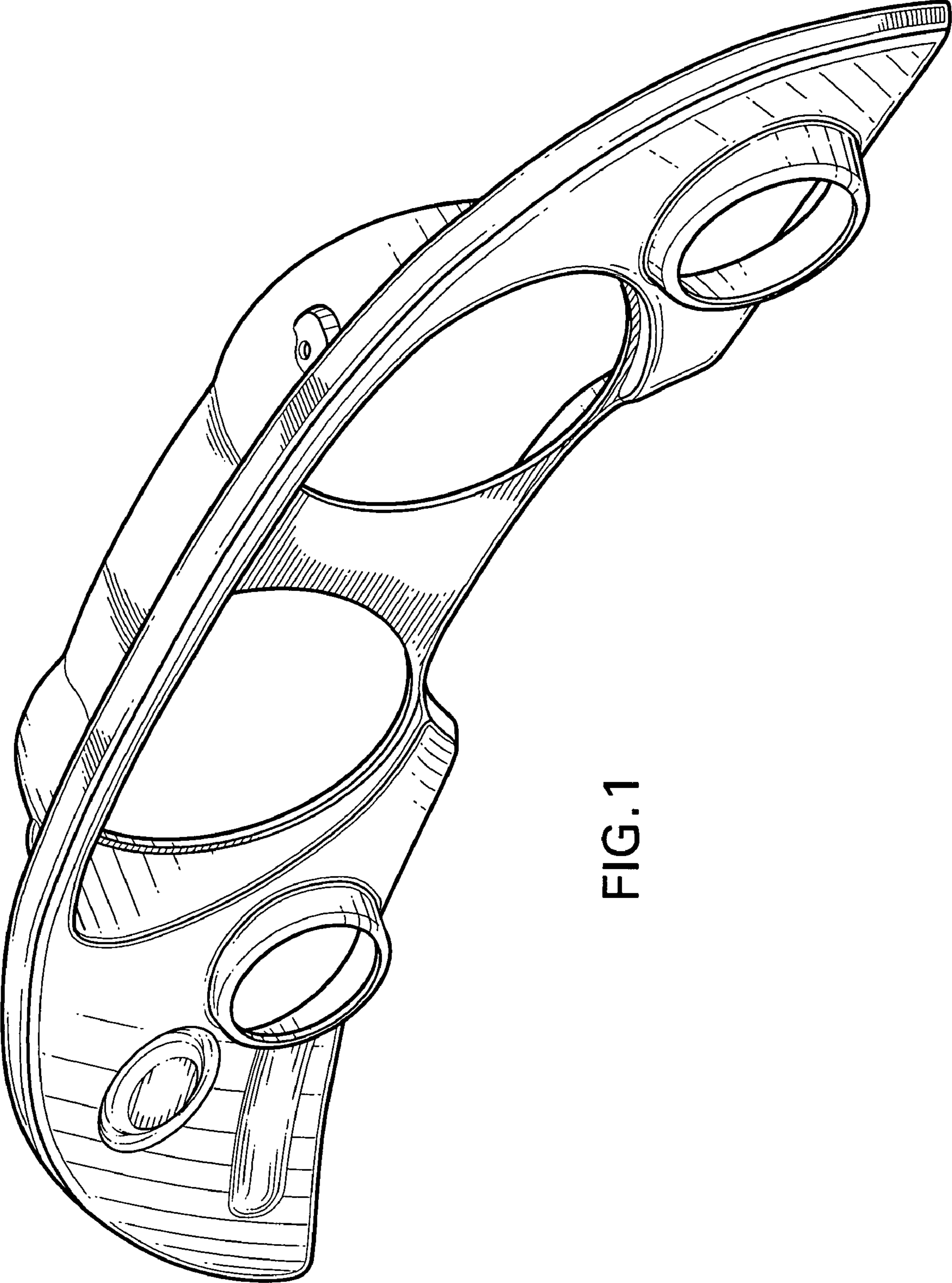


FIG. 1

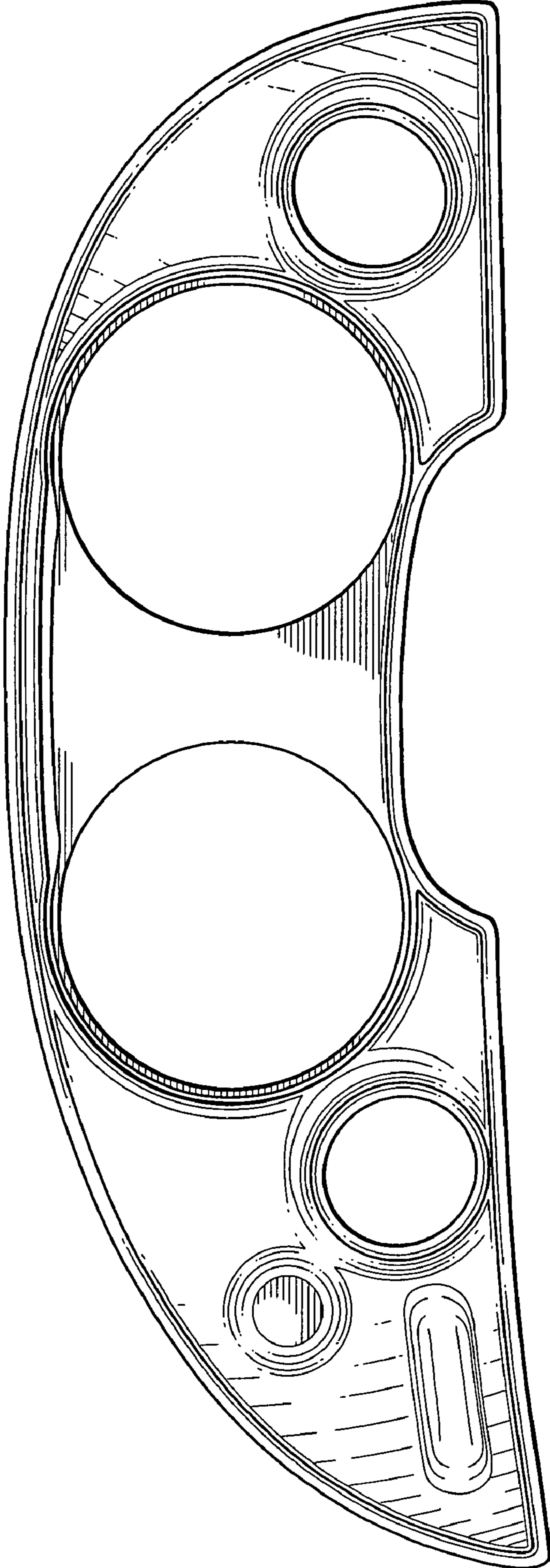


FIG. 2

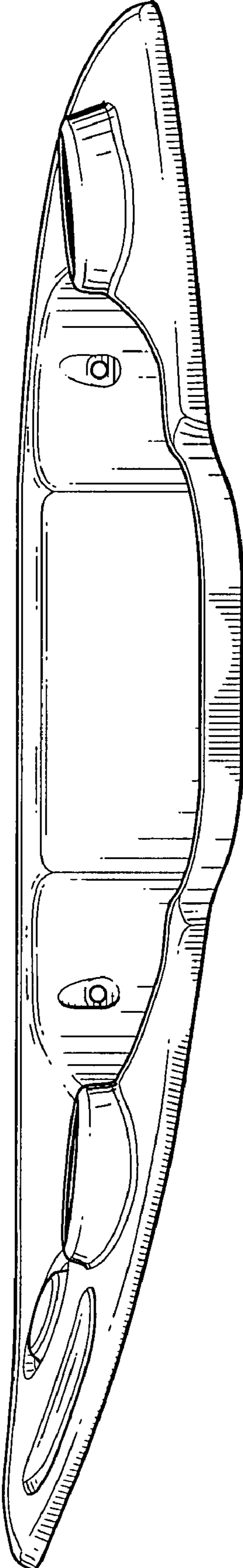


FIG.3

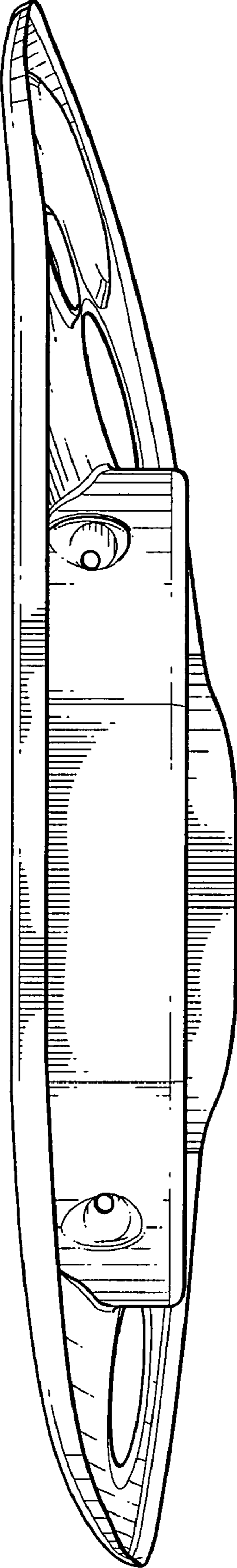


FIG.4

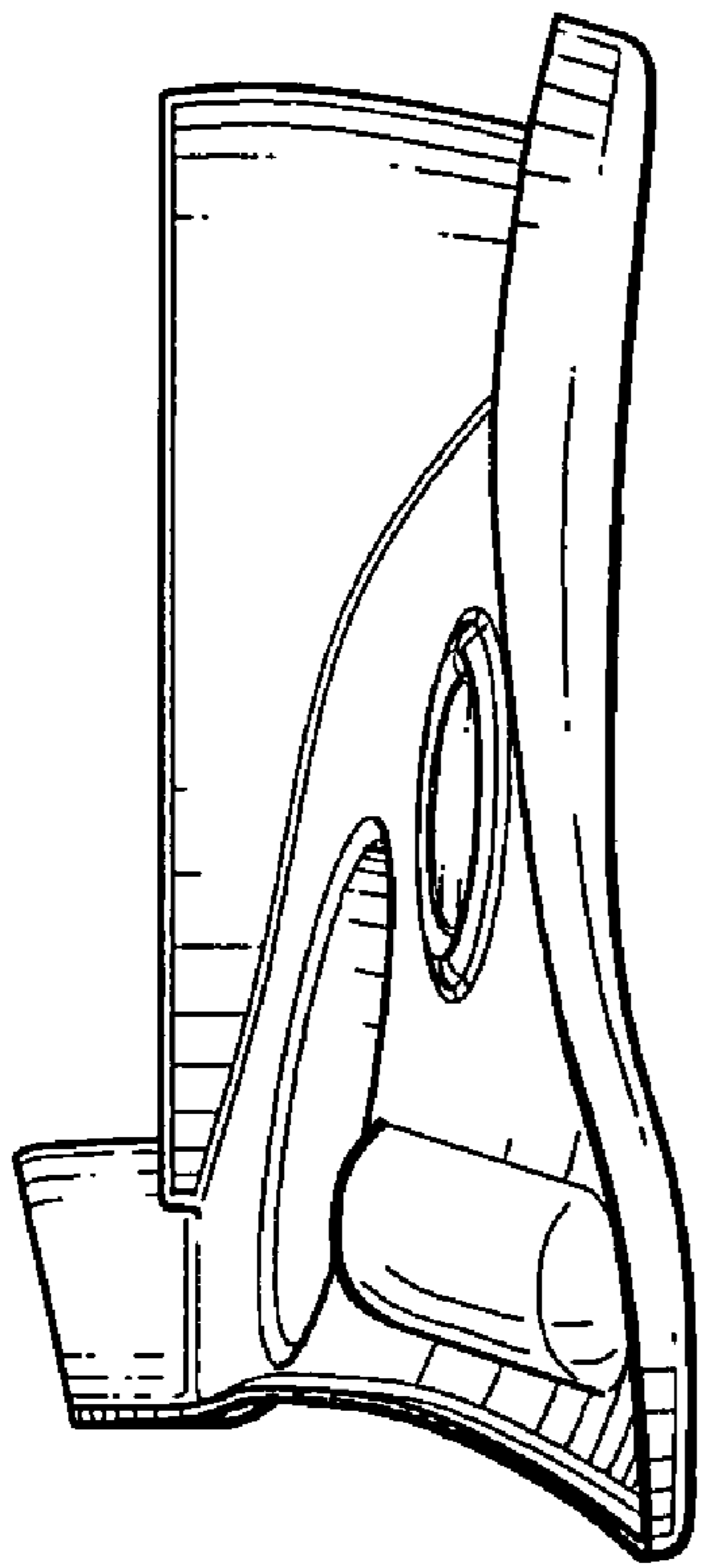


FIG. 5

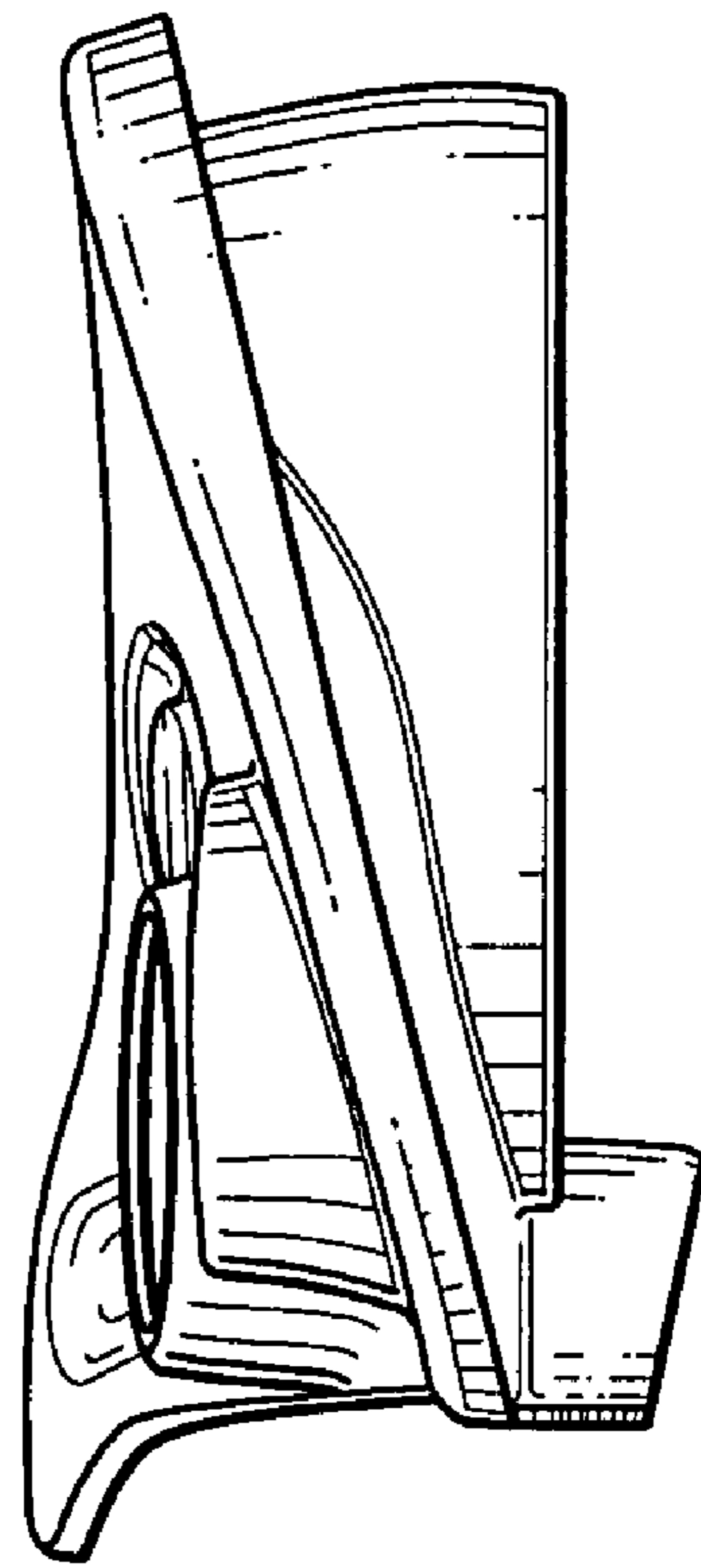


FIG. 6

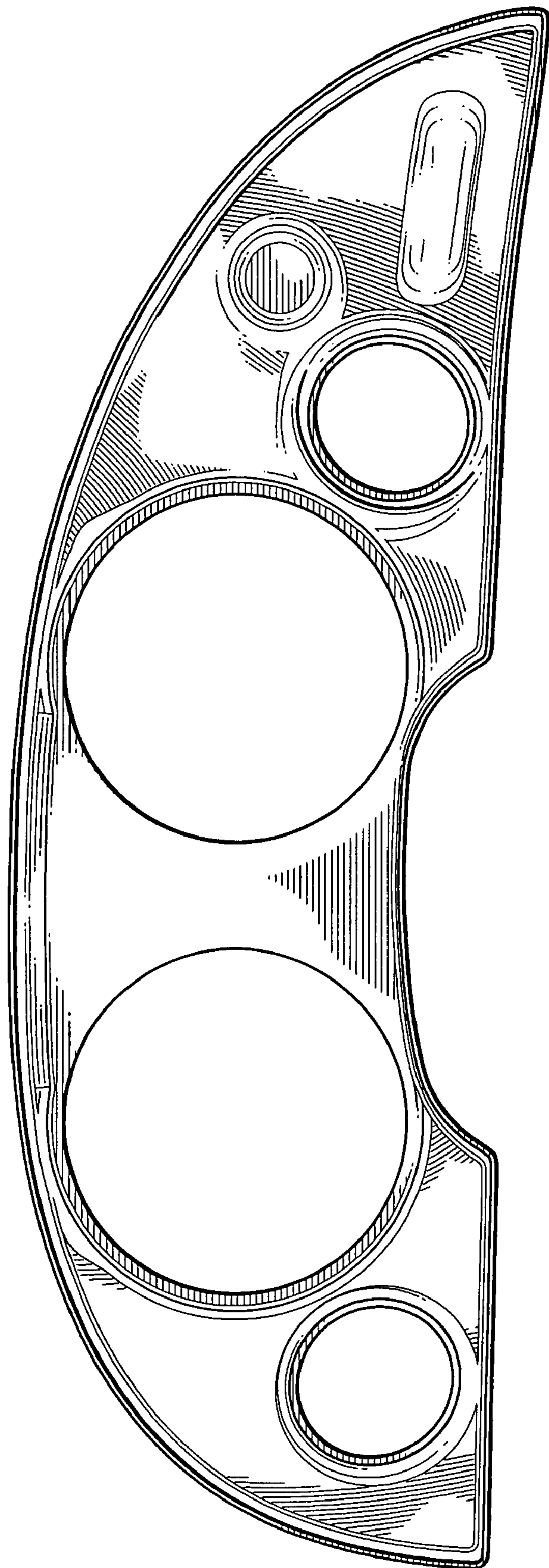


FIG.7

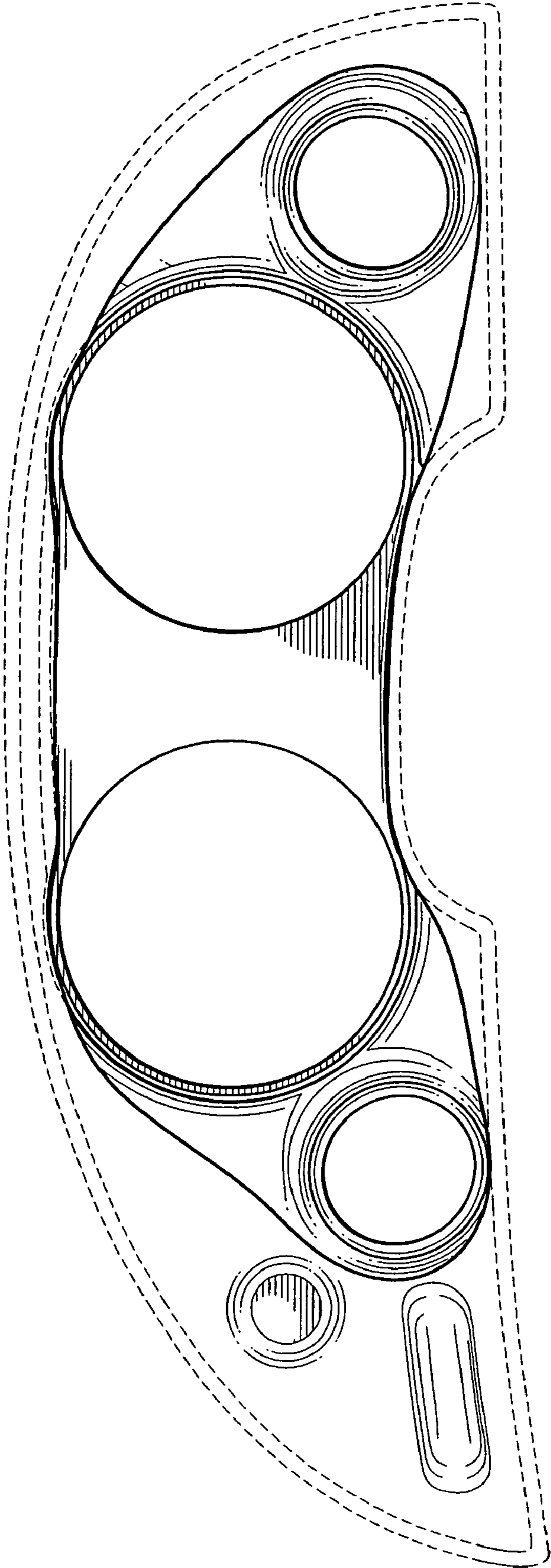


FIG. 8

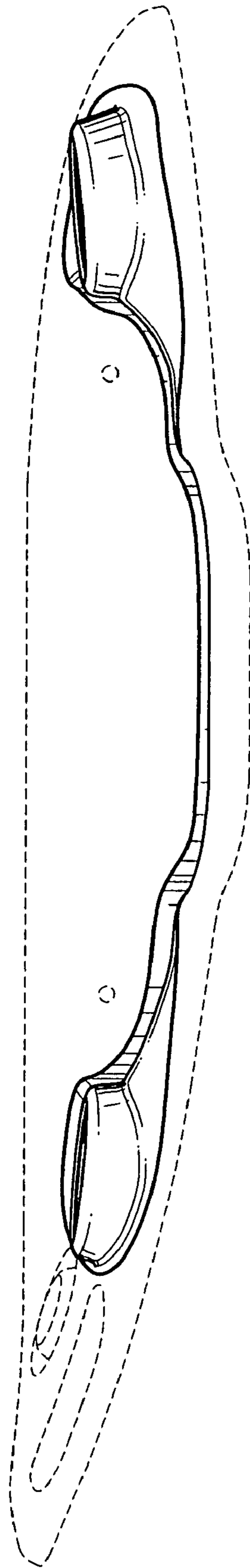


FIG. 9