



US00D573516S

(12) **United States Design Patent**
Frazier

(10) **Patent No.:** **US D573,516 S**
(45) **Date of Patent:** **** Jul. 22, 2008**

(54) **VEHICLE HITCH ORNAMENT**

(76) Inventor: **John R. Frazier**, 420 Holly Oak Trace,
Canton, GA (US) 30114

(**) Term: **14 Years**

(21) Appl. No.: **29/301,132**

(22) Filed: **Feb. 11, 2008**

H1451 H *	6/1995	Campagnuolo	434/11
6,272,995 B1 *	8/2001	Schmidt et al.	102/209
D506,711 S	6/2005	Ruiz et al.		
D513,211 S	12/2005	Murguia		
D517,961 S	3/2006	Murguia		
7,040,236 B2 *	5/2006	Oh	102/498
D529,418 S	10/2006	Muhlnickel		
D531,095 S	10/2006	Murguia		
7,275,486 B2 *	10/2007	Hsieh	102/498
7,288,016 B2 *	10/2007	Juy	446/398
2005/0028703 A1 *	2/2005	Oh	102/498
2006/0278115 A1 *	12/2006	Juy	102/487

Related U.S. Application Data

(62) Division of application No. 29/285,815, filed on Apr. 11, 2007, now Pat. No. Des. 565,476.

(51) **LOC (8) Cl.** **12-16**

(52) **U.S. Cl.** **D12/162**

(58) **Field of Classification Search** D12/106,
D12/115, 116, 161, 162, 199; 280/402, 403,
280/404, 405.1, 405.2, 407, 407.1, 416.2,
280/455.1, 491.5, 186, 433, 434, 438 R; 102/368;
D29/128

See application file for complete search history.

(56) **References Cited**

U.S. PATENT DOCUMENTS

2,960,934 A *	11/1960	Jackson et al.	102/343
3,392,671 A *	7/1968	Hinzmann	102/261
3,492,945 A *	2/1970	Filippi	102/498
3,742,855 A *	7/1973	Webb	102/487
3,765,337 A *	10/1973	Padula	102/487
4,466,330 A *	8/1984	Juretzek et al.	102/529
4,493,262 A *	1/1985	Hutcheson	102/363
4,699,063 A *	10/1987	Aschwanden et al.	102/498
4,926,752 A *	5/1990	DiRubbio et al.	102/486
4,932,329 A *	6/1990	Logie	102/498

* cited by examiner

Primary Examiner—Louis S Zarfaz

Assistant Examiner—Michael A Pratt

(74) *Attorney, Agent, or Firm*—Myers & Kaplan, LLC;
Mathew L. Grell; Joel D. Myers

(57) **CLAIM**

The ornamental design for a vehicle hitch ornament, as shown and described.

DESCRIPTION

FIG. 1 is a top plan view of a first embodiment of the vehicle trailer hitch ornament;

FIG. 2 is a side elevation view thereof;

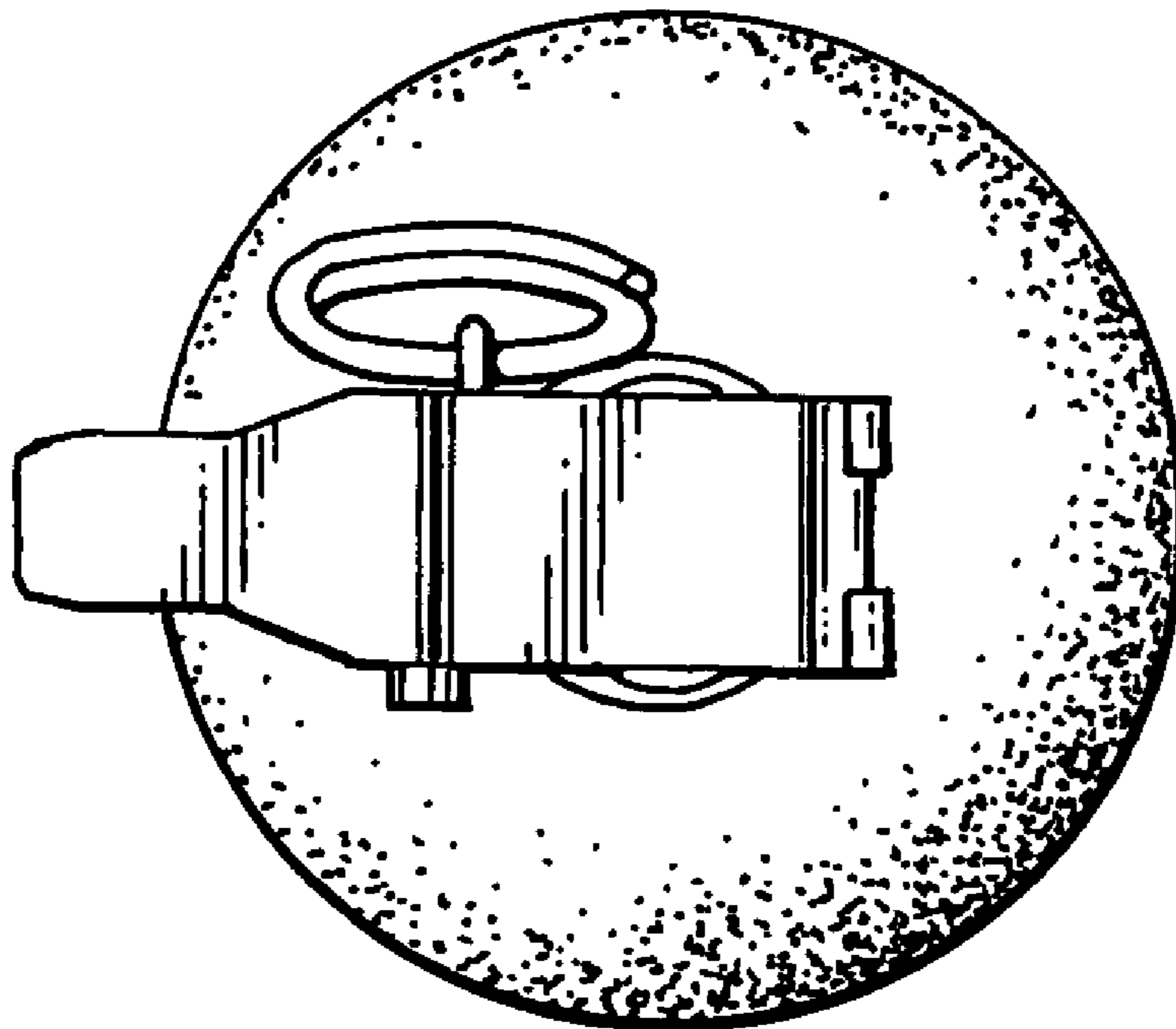
FIG. 3 is front elevation view thereof;

FIG. 4 is a top plan view of a Second embodiment of the vehicle trailer hitch ornament;

FIG. 5 is a side elevation view thereof; and,

FIG. 6 is a front elevation view thereof.

1 Claim, 2 Drawing Sheets



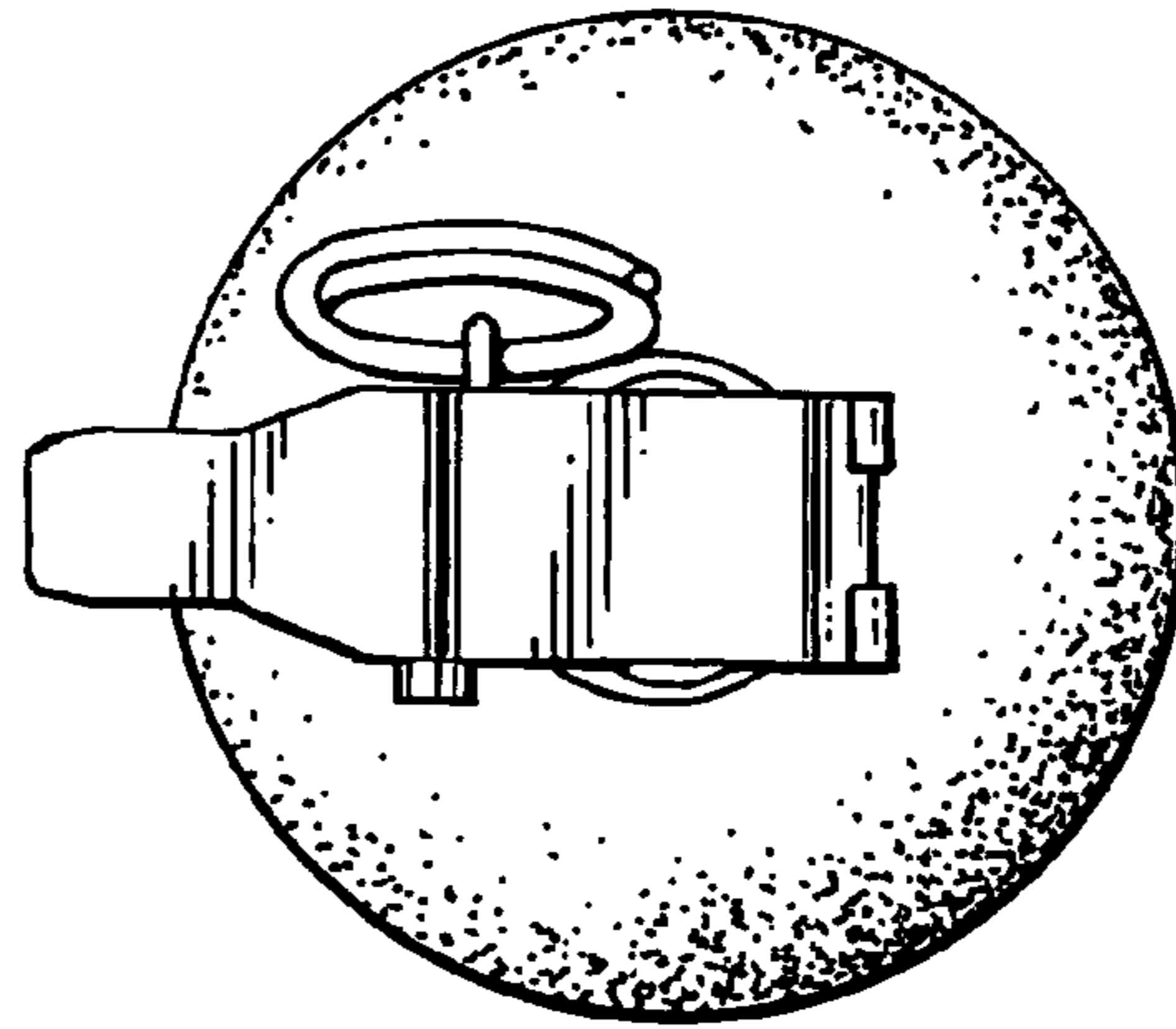


Fig. 1

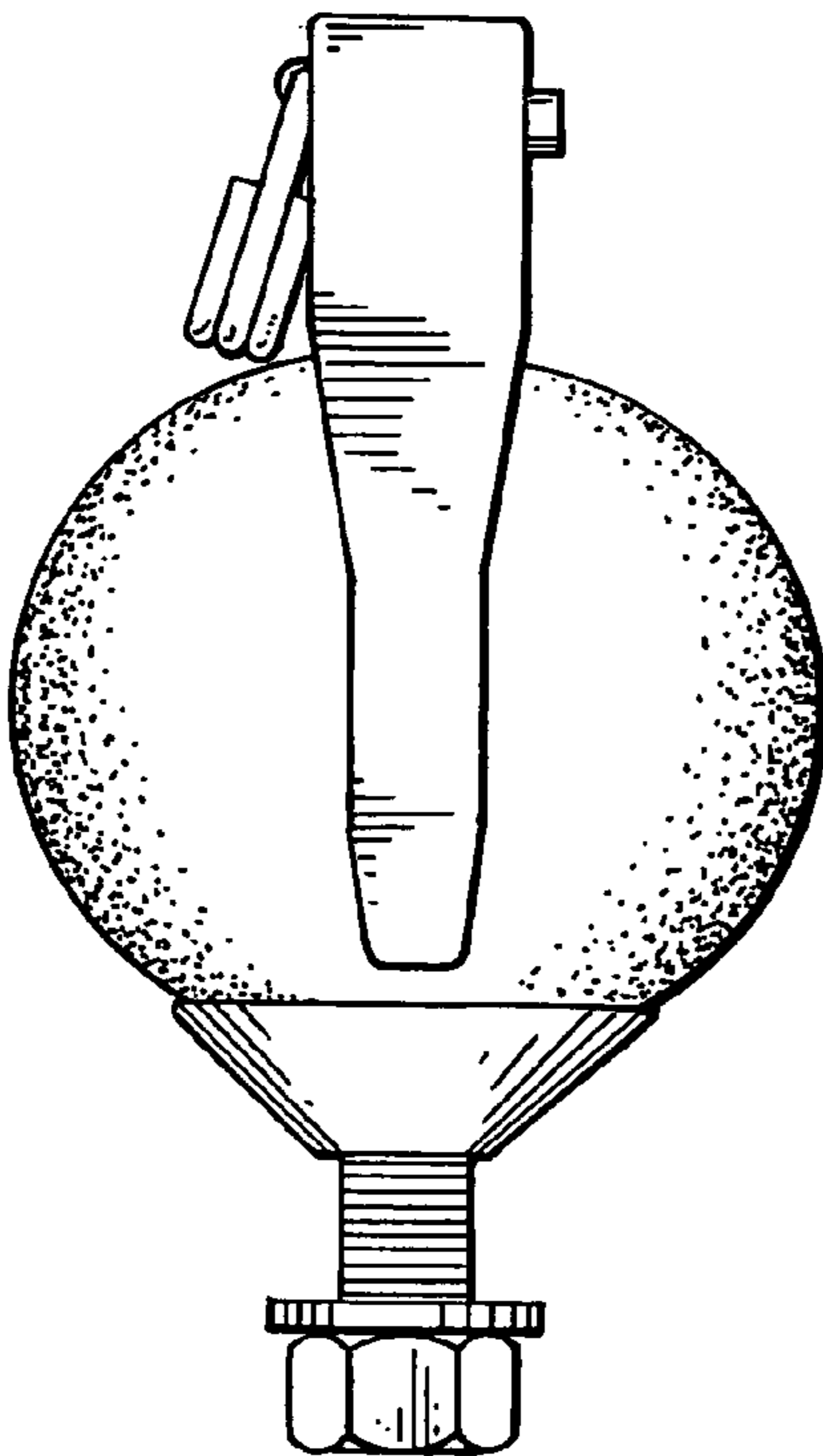


Fig. 2

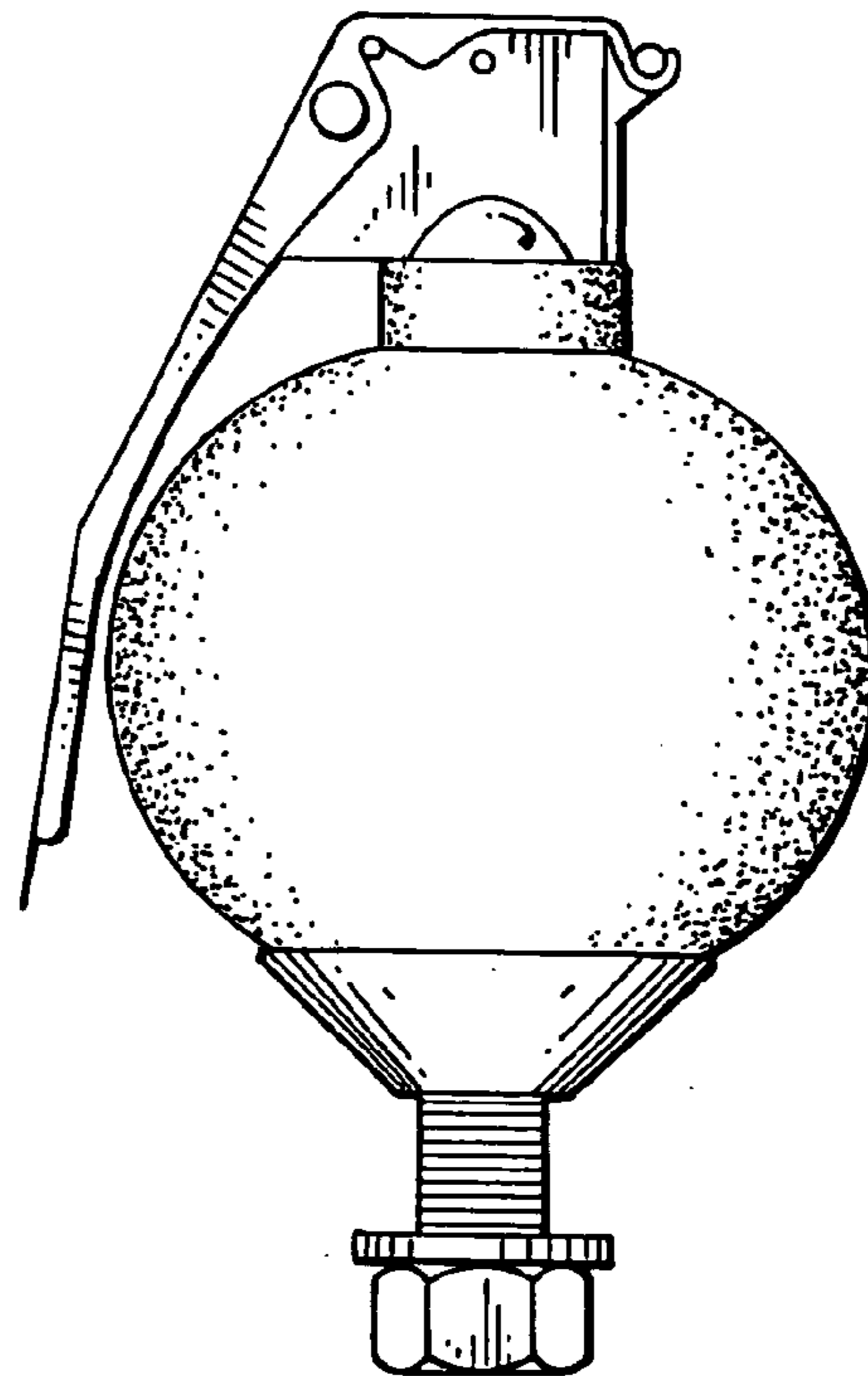


Fig. 3

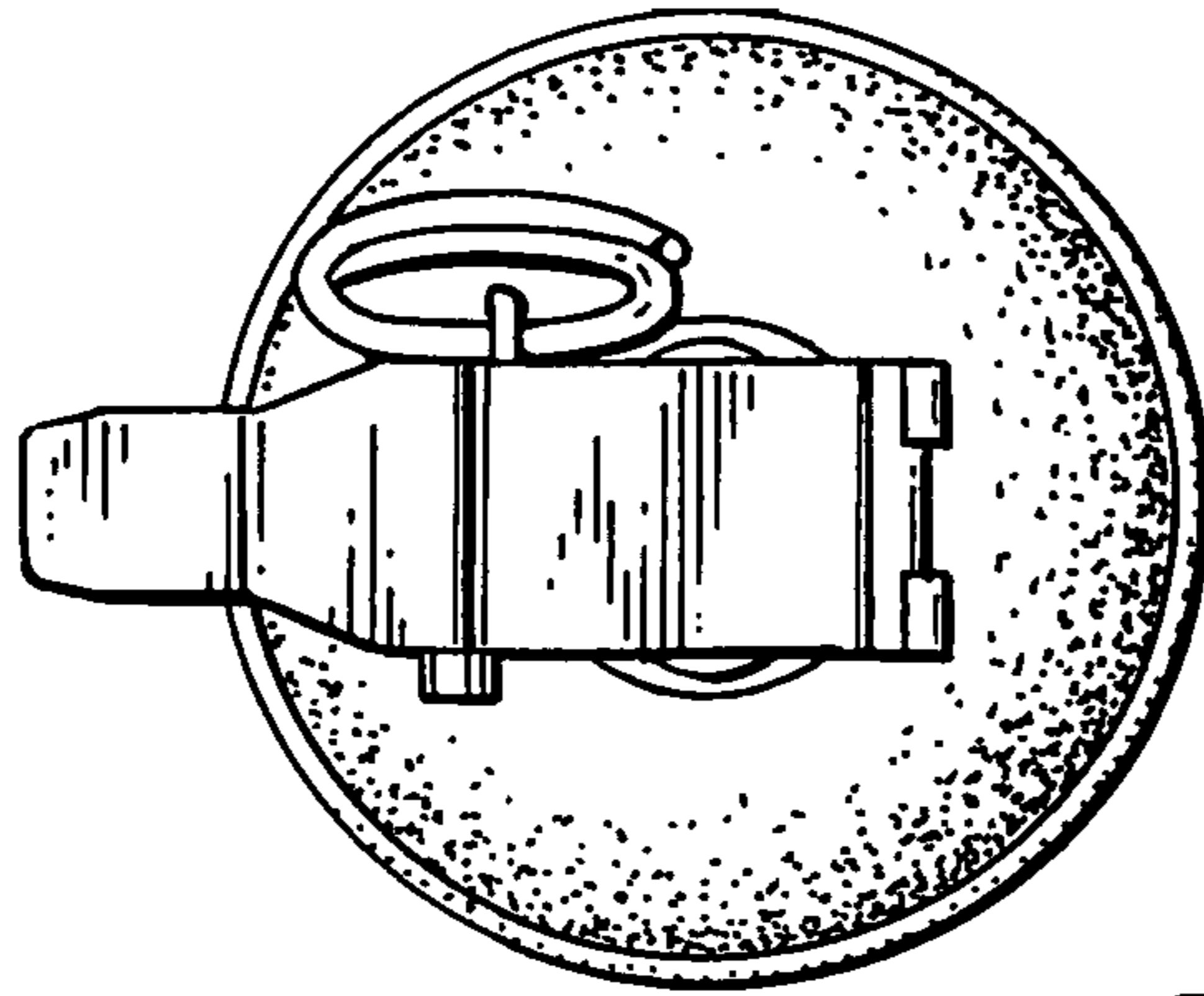


Fig. 4

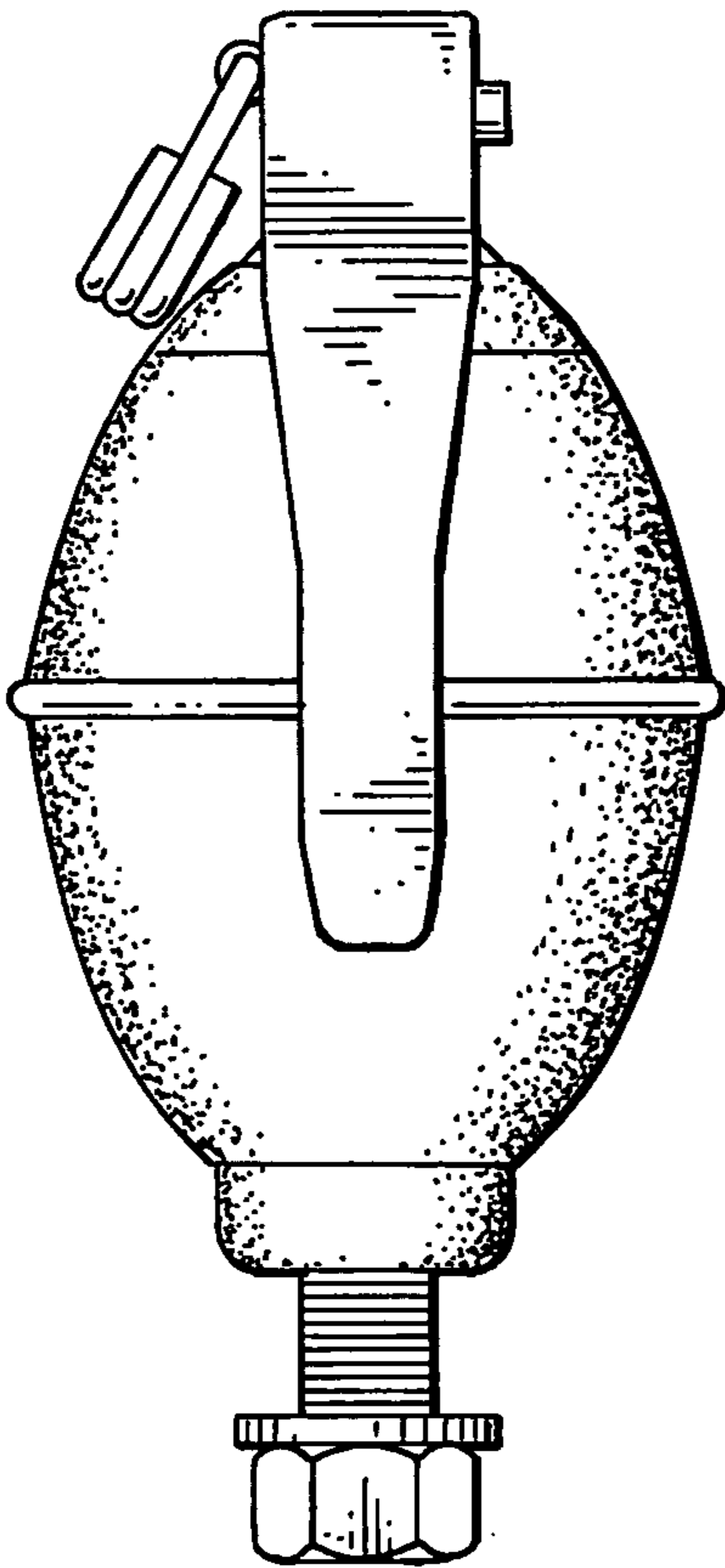


Fig. 5

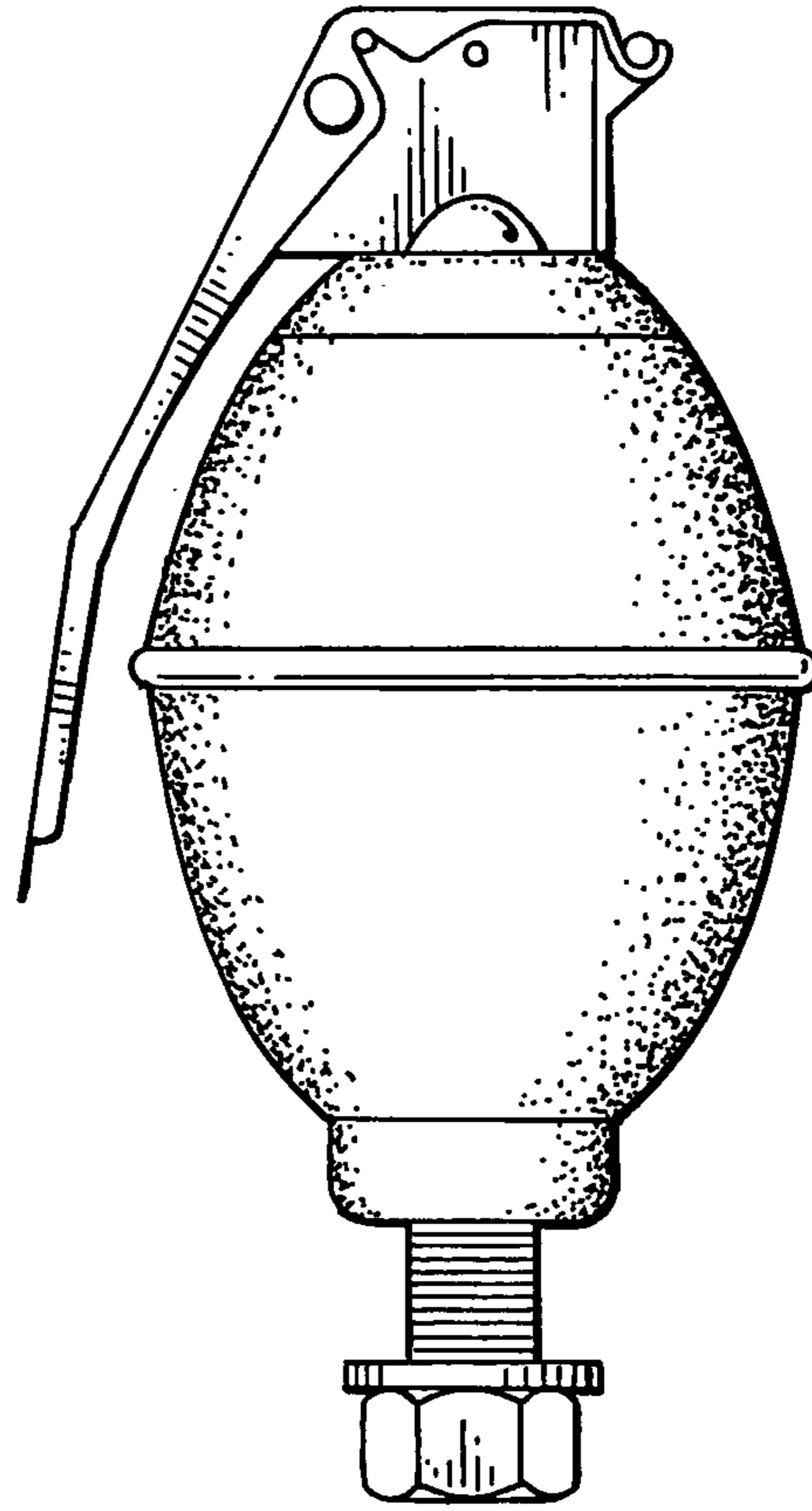


Fig. 6