



US00D573511S

(12) **United States Design Patent**  
**Sato et al.**

(10) **Patent No.:** **US D573,511 S**  
(45) **Date of Patent:** **\*\* Jul. 22, 2008**

(54) **MOTOR VEHICLE**

D534,098 S \* 12/2006 Schell ..... D12/92  
D547,699 S \* 7/2007 Okazaki et al. .... D12/92

(75) Inventors: **Youichi Sato**, Hiroshima (JP); **Dai Kimura**, Hiroshima (JP); **Tetsuji Kawakami**, Hiroshima (JP); **Ryuji Kumagai**, Hiroshima (JP); **Masashi Aikawa**, Hiroshima (JP)

FOREIGN PATENT DOCUMENTS

JP D1269538 4/2006  
JP D1283387 10/2006  
JP D1296865 3/2007

(73) Assignee: **Mazda Motor Corporation**, Hiroshima (JP)

\* cited by examiner

*Primary Examiner*—Melody N Brown

(\*\*) Term: **14 Years**

(74) *Attorney, Agent, or Firm*—Studebaker & Brackett PC; Donald R. Studebaker

(21) Appl. No.: **29/287,129**

(57) **CLAIM**

(22) Filed: **Jul. 2, 2007**

The ornamental design for a motor vehicle, as shown and described.

(51) **LOC (8) Cl.** ..... **12-08**

(52) **U.S. Cl.** ..... **D12/92**

(58) **Field of Classification Search** ..... D12/86,  
D12/90–92; 296/185.1

See application file for complete search history.

**DESCRIPTION**

FIG. 1 is a front perspective view of a motor vehicle;

FIG. 2 is a rear perspective view thereof;

FIG. 3 is a front view thereof;

FIG. 4 is a rear view thereof;

FIG. 5 is a left side view thereof;

FIG. 6 is a right side view thereof; and,

FIG. 7 is a top view thereof.

(56) **References Cited**

U.S. PATENT DOCUMENTS

D531,547 S \* 11/2006 Hiruta et al. .... D12/92  
D531,935 S \* 11/2006 Matsumoto et al. .... D12/92  
D532,718 S \* 11/2006 Miyazaki et al. .... D12/92  
D533,114 S \* 12/2006 Matsumoto et al. .... D12/92  
D533,810 S \* 12/2006 Metsugi et al. .... D12/92

**1 Claim, 4 Drawing Sheets**




FIG.1




FIG.2




FIG.3




FIG.4






FIG.5




FIG.6

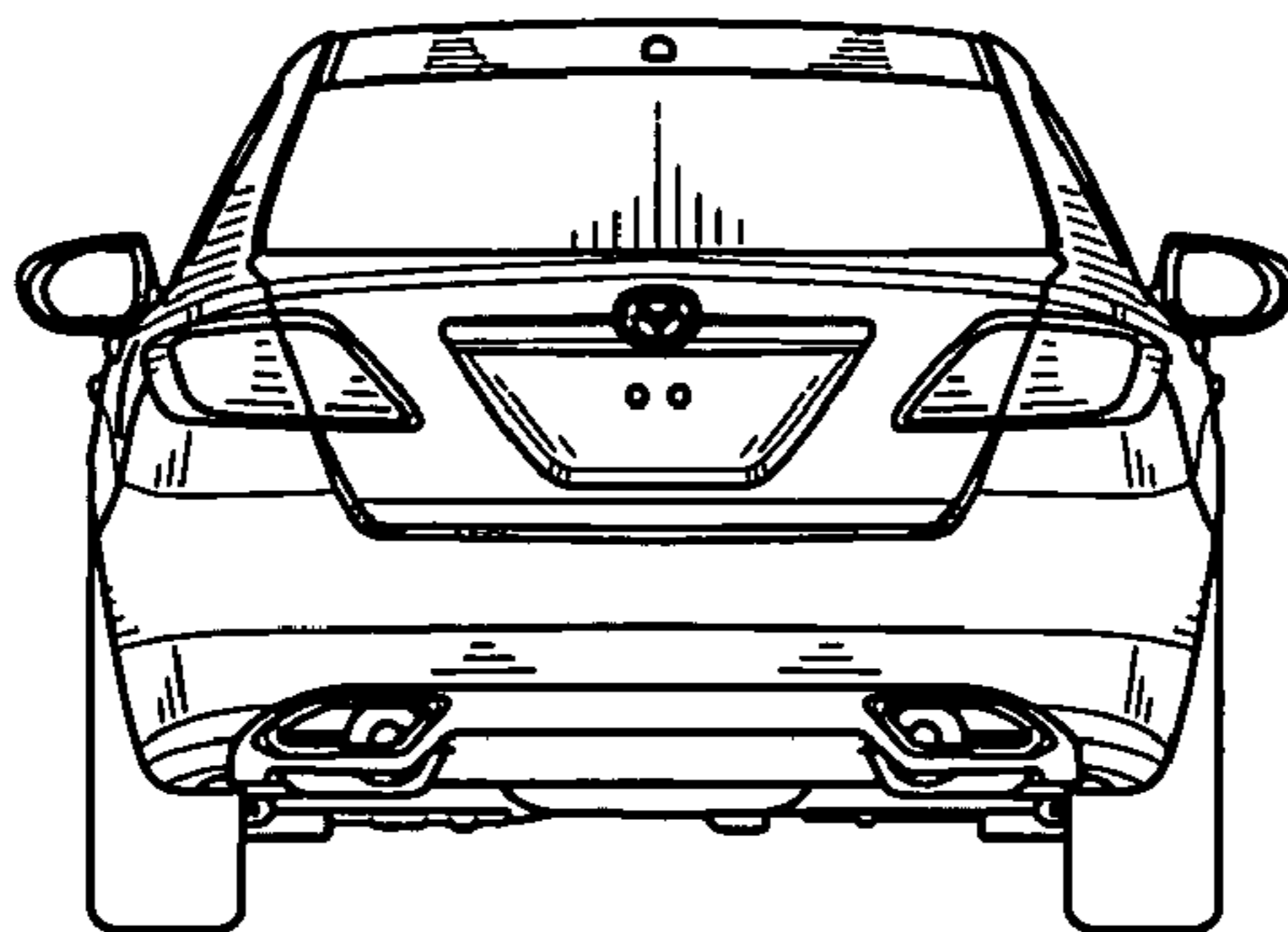


FIG.7

