



US00D573509S

(12) **United States Design Patent**
Lukasak et al.

(10) **Patent No.:** **US D573,509 S**
(45) **Date of Patent:** **** Jul. 22, 2008**

(54) **VEHICLE**

D550,124 S * 9/2007 Agullo Spottorno et al. . D12/92
D552,513 S * 10/2007 Castriota D12/92

(75) Inventors: **Patrick L. Lukasak**, Pasadena, CA
(US); **William R. Yex**, Redondo Beach,
CA (US)

* cited by examiner

Primary Examiner—Melody N. Brown

(73) Assignee: **Honda Motor Co., Ltd.**, Tokyo (JP)

(74) *Attorney, Agent, or Firm*—Mark E. Duell; Plumsea Law
Group, LLC

(**) Term: **14 Years**

(57) **CLAIM**

(21) Appl. No.: **29/279,906**

The ornamental design for a vehicle, as shown and described.

(22) Filed: **May 10, 2007**

DESCRIPTION

(51) **LOC (8) Cl.** **12-08**

FIG. 1 is a front perspective view of a vehicle showing our
new design;

(52) **U.S. Cl.** **D12/92**

FIG. 2 is a rear perspective view thereof;

(58) **Field of Classification Search** D12/90–92,
D12/86, 88; D21/424, 433; 296/181.1, 181.5
See application file for complete search history.

FIG. 3 is a side elevational view, the opposite side elevational
view being a mirror image thereof;

(56) **References Cited**

FIG. 4 is a front elevational view thereof;


U.S. PATENT DOCUMENTS

FIG. 5 is a rear elevational view thereof; and,

D521,904 S * 5/2006 Moruzzi D12/92
D523,778 S * 6/2006 Saridakis et al. D12/92
D539,703 S * 4/2007 Woodhouse et al. D12/92

FIG. 6 is a top plan view thereof.

1 Claim, 5 Drawing Sheets






FIG. 1



FIG. 2

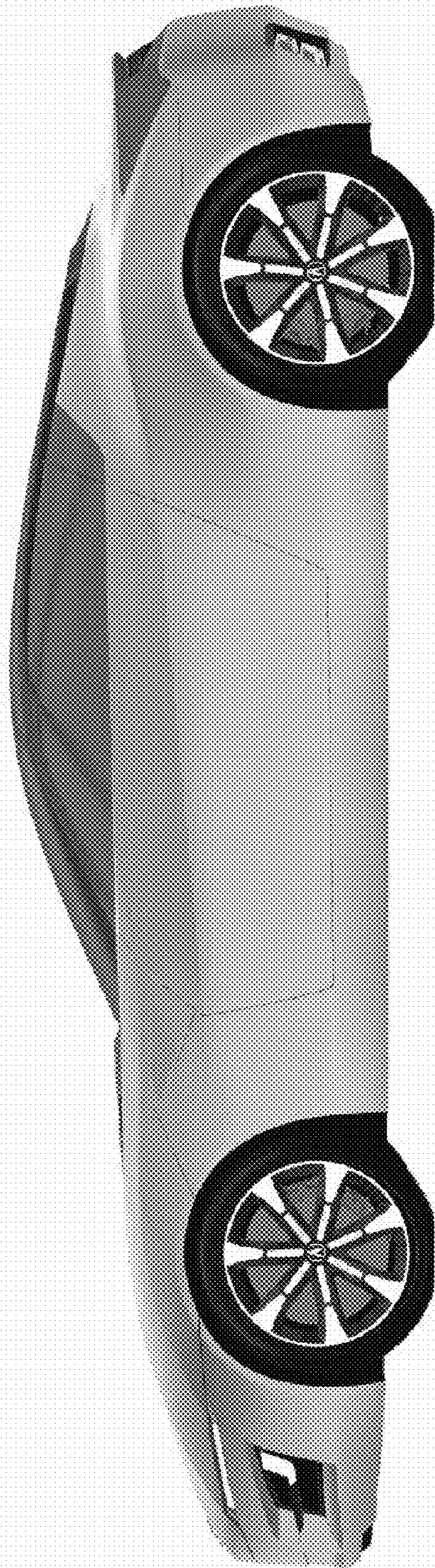


FIG. 3




FIG. 4




FIG. 5




FIG. 6