



US00D573505S

(12) **United States Design Patent**
Hardy

(10) **Patent No.:** **US D573,505 S**
(45) **Date of Patent:** **** Jul. 22, 2008**

(54) **BRACELET**

(75) Inventor: **Pierre Hardy**, Paris (FR)

(73) Assignee: **Hermes Sellier**, Paris (FR)

(**) Term: **14 Years**

(21) Appl. No.: **29/276,835**

(22) Filed: **Feb. 7, 2007**

(30) **Foreign Application Priority Data**

Aug. 7, 2006 (EM) 000573506-0001

(51) **LOC (8) Cl.** **11-01**

(52) **U.S. Cl.** **D11/4**

(58) **Field of Classification Search** D11/1-25,
D11/32, 93, 94, 228, 230, 232, 234, 235;
59/78, 79.2; 63/1.11, 3, 3.1, 3.2, 5.1, 5.2,
63/7-11; 224/175; 24/31 R, 32, 33 R, 34,
24/65, 163 R; D2/815, 835, 838, 843; D30/139,
D30/140, 143; 2/181, 338, DIG. 11

See application file for complete search history.

(56) **References Cited**

U.S. PATENT DOCUMENTS

D139,671 S * 12/1944 Pereira D11/2

2,811,294 A * 10/1957 Sand D11/2
D384,486 S * 10/1997 Herrli D2/627
D406,250 S * 3/1999 Luk D11/218
D543,678 S * 6/2007 Boas et al. D11/200
2007/0220919 A1 * 9/2007 Loetscher et al. 63/3.2

* cited by examiner

Primary Examiner—Louis S Zarfaz

Assistant Examiner—Michael A Pratt

(74) *Attorney, Agent, or Firm*—Foley & Lardner LLP

(57) **CLAIM**

The ornamental design for bracelet, as shown and described.

DESCRIPTION

FIG. 1 is a front perspective view of a bracelet showing my new design;

FIG. 2 is a front elevation view thereof;

FIG. 3 is a right side elevation view thereof;

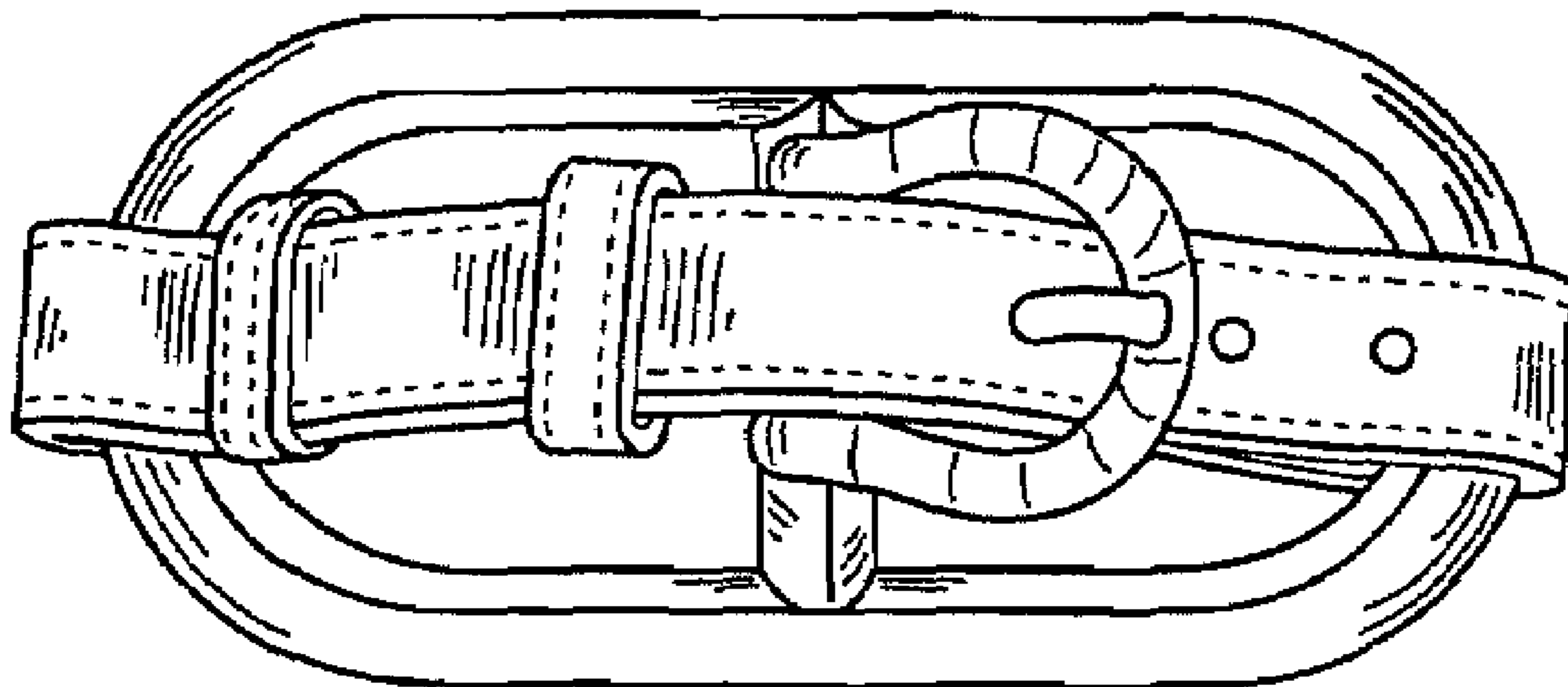
FIG. 4 is a rear elevation view thereof;

FIG. 5 is a left side elevation view thereof; and,

FIG. 6 is a top plan view thereof, the bottom being a mirror image thereof.

The broken lines shown on the bracelet represents stitching.

1 Claim, 2 Drawing Sheets



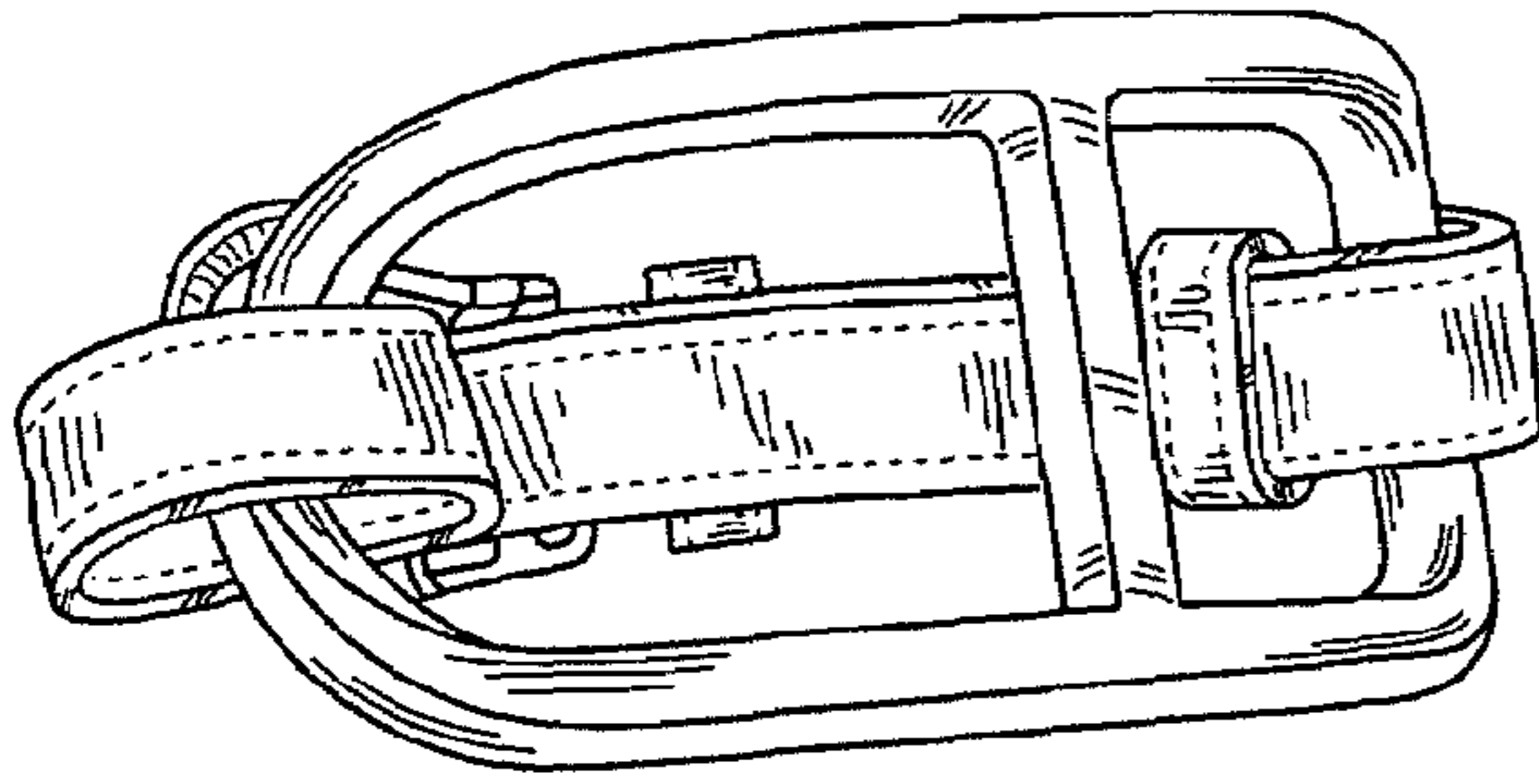


Fig. 1

Fig. 2


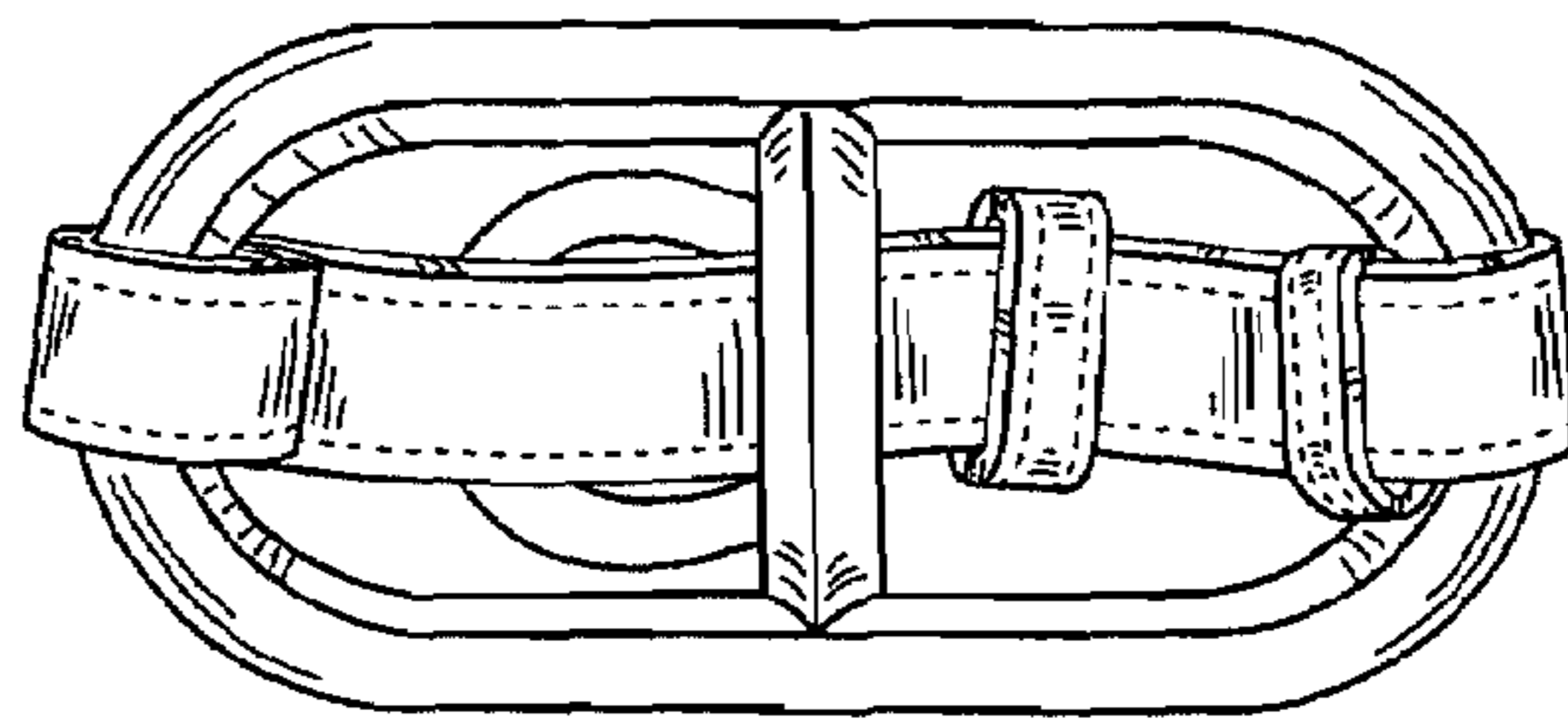
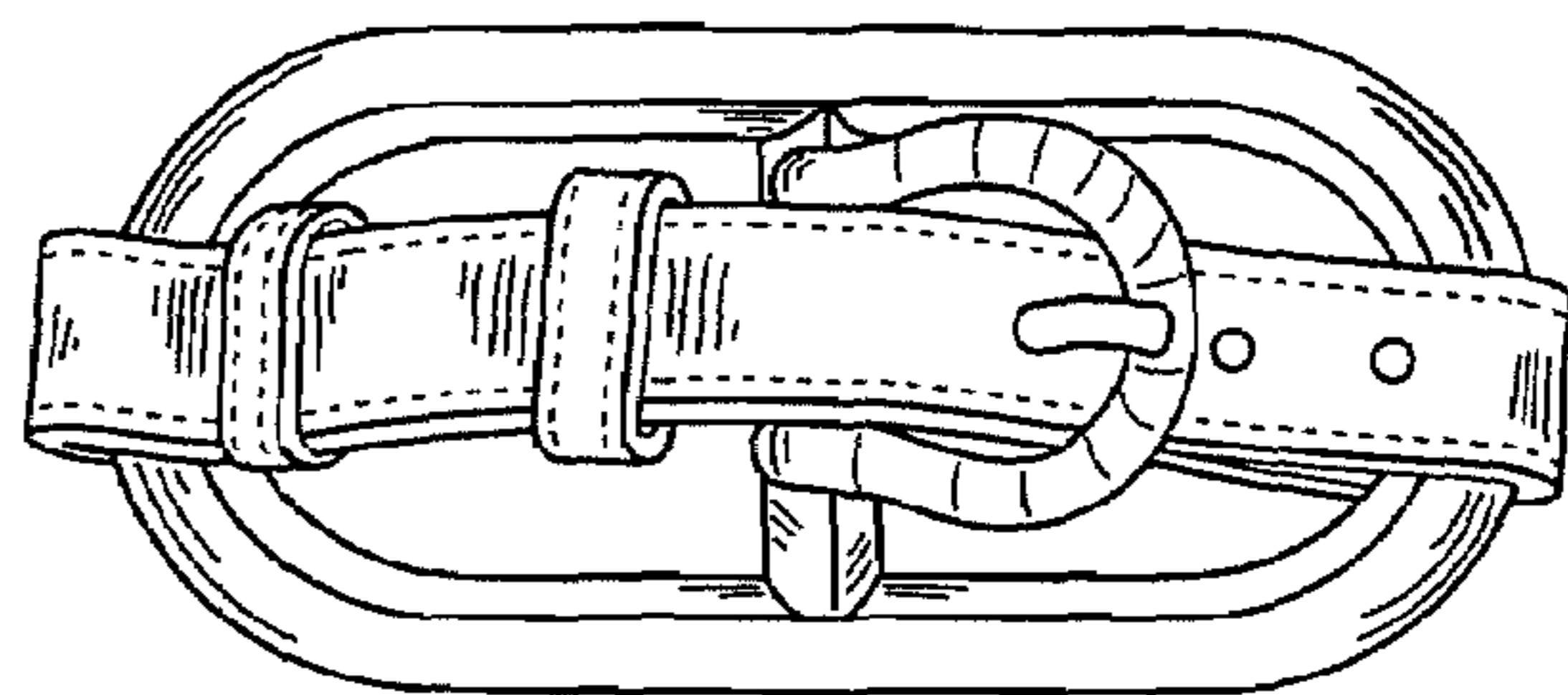


Fig. 3

Fig. 4



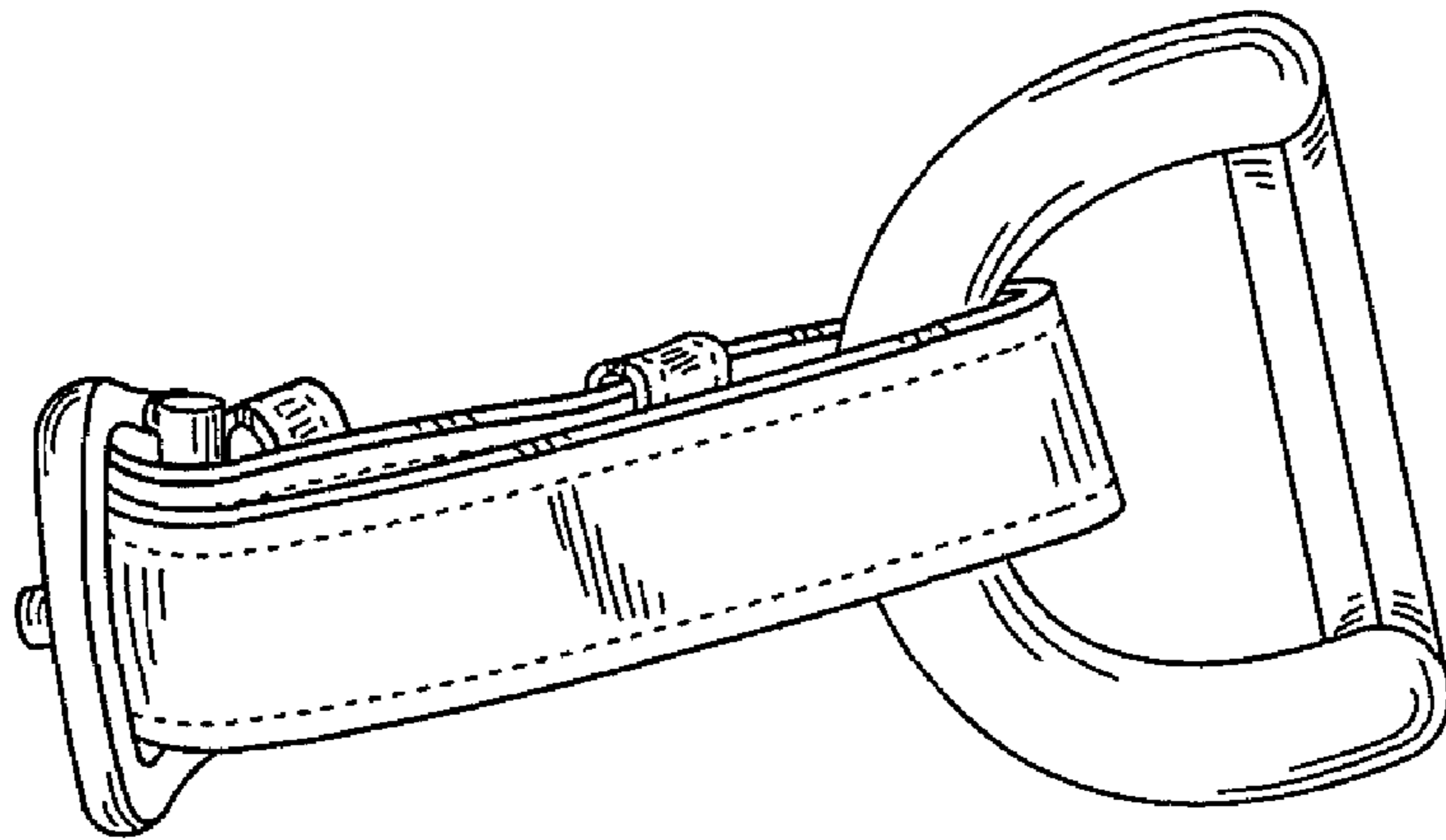


Fig. 5

Fig. 6

