



US00D573504S

(12) **United States Design Patent**
Lecut

(10) **Patent No.:** **US D573,504 S**
(45) **Date of Patent:** **** Jul. 22, 2008**

(54) **BRACELET**

D474,423 S * 5/2003 James D11/231

(75) Inventor: **Anne Lecut**, Paris (FR)

* cited by examiner

(73) Assignee: **Hermes Sellier**, Paris (FR)

Primary Examiner—Louis S Zarfaz

Assistant Examiner—Michael A Pratt

(**) Term: **14 Years**

(74) *Attorney, Agent, or Firm*—Foley & Lardner LLP

(21) Appl. No.: **29/272,491**

(57) **CLAIM**

(22) Filed: **Feb. 7, 2007**

The ornamental design for bracelet, as shown and described.

(30) **Foreign Application Priority Data**

DESCRIPTION

Aug. 7, 2006 (EM) 000573506-0005

(51) **LOC (8) Cl.** **11-01**

FIG. 1 is a front perspective view of a bracelet showing my new design;

(52) **U.S. Cl.** **D11/4**

FIG. 2 is a front elevation view thereof;

(58) **Field of Classification Search** D11/1-25,

FIG. 3 is a right side elevation view thereof;

D11/32, 93, 94, 228, 230, 232, 234, 235;

FIG. 4 is left side elevation view thereof;

59/78, 79.2; 63/1.11, 3, 3.1, 3.2, 5.1, 5.2,

FIG. 5 is a top plan view thereof, the bottom view being a mirror image; and,

63/7-11; 224/175; 24/31 R, 32, 33 R, 34,

FIG. 6 is a rear elevation view thereof.

24/65, 163 R; D2/815, 835, 838, 843; D30/139,

The broken lines showing of the bracelet are included for the purpose of illustrating stitching and form part of the claimed design.

D30/140, 143; 2/181, 338, DIG. 11

See application file for complete search history.

(56) **References Cited**

U.S. PATENT DOCUMENTS

1 Claim, 2 Drawing Sheets

D26,259 S * 11/1896 Smith D11/209

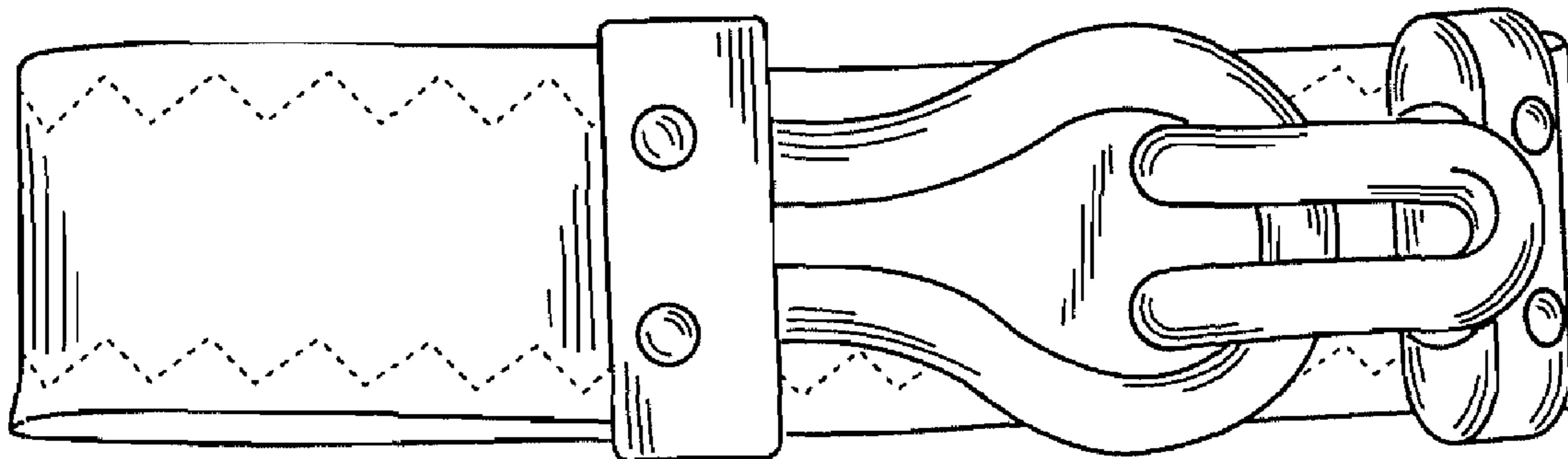


Fig. 1

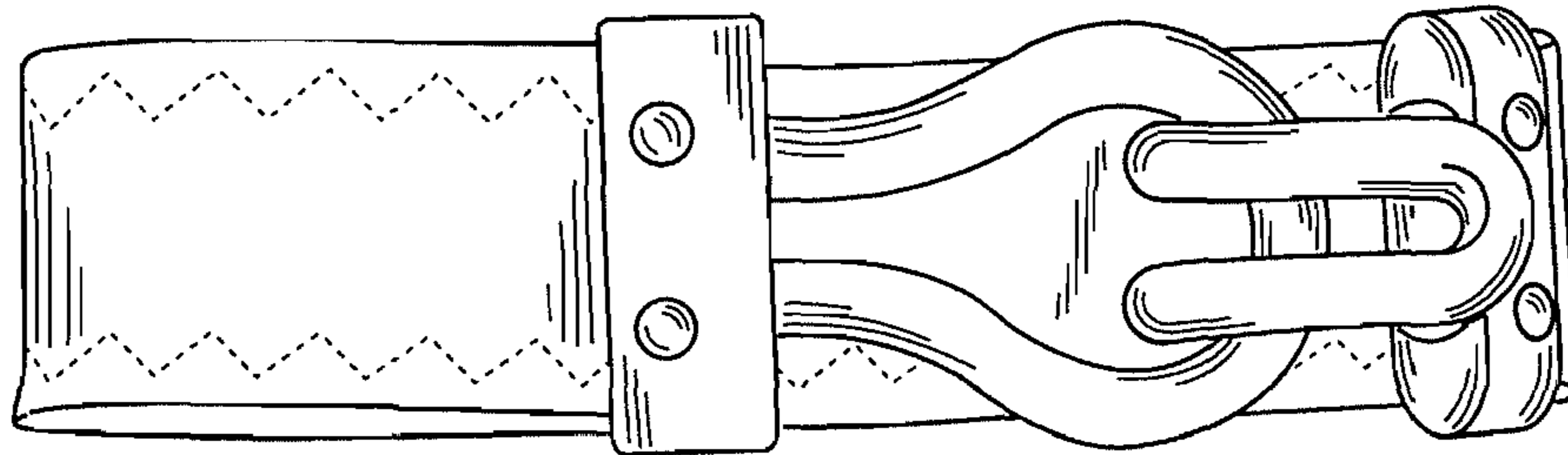


Fig. 2

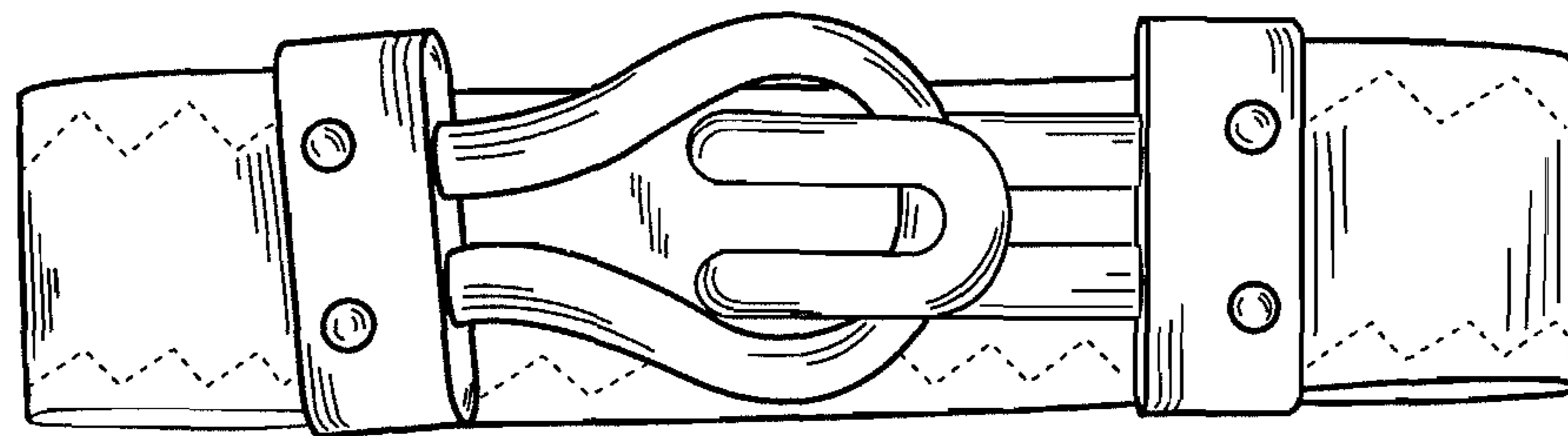


Fig. 3

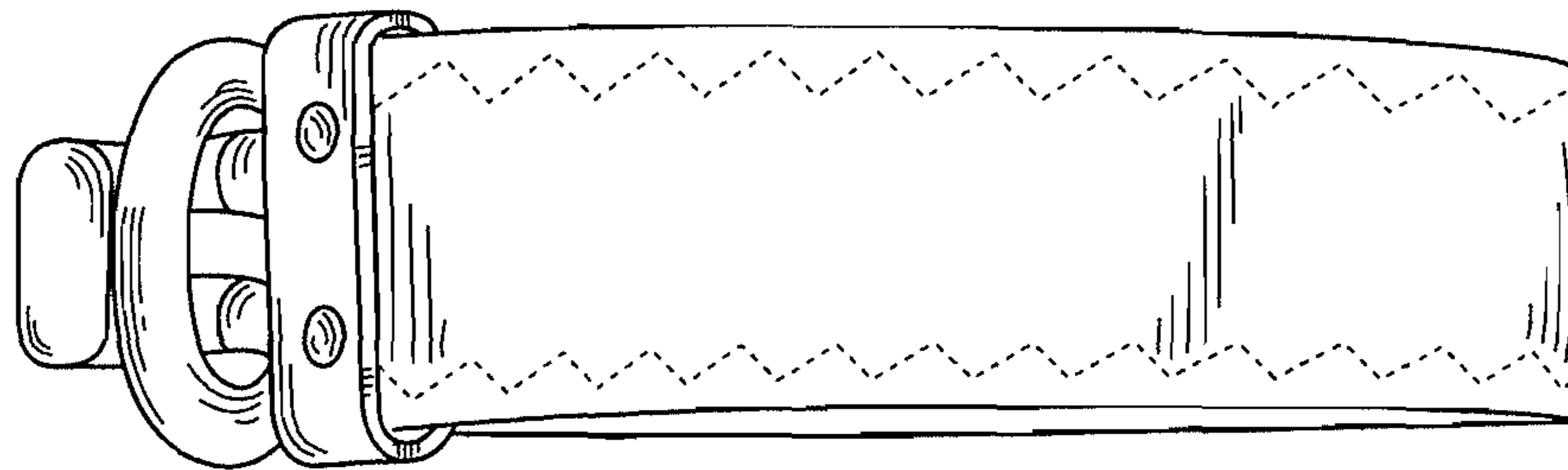


Fig. 4

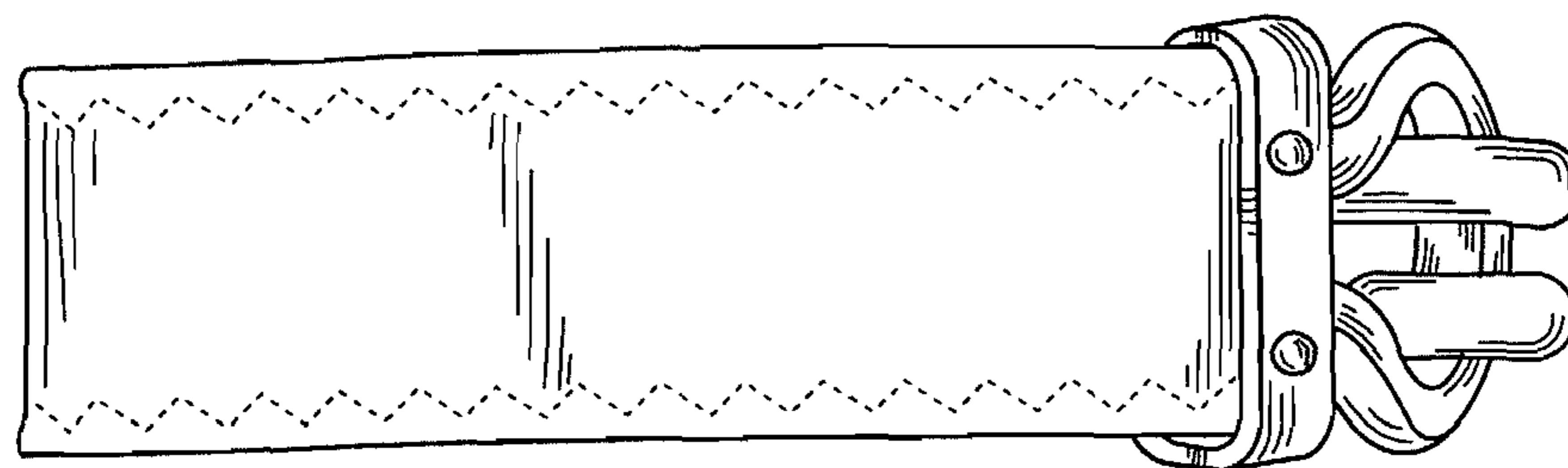


Fig. 5




Fig. 6

