



US00D573485S

(12) **United States Design Patent**
Kuchler

(10) **Patent No.:** **US D573,485 S**
(45) **Date of Patent:** **** Jul. 22, 2008**

(54) **WRIST WATCH**

(75) Inventor: **Marcus Kuchler**, Munich (DE)

(73) Assignee: **Porsche Lizenz- und
Handelsgesellschaft mbH & Co. KG**,
Bietigheim-Bissingen (DE)

(**) Term: **14 Years**

(21) Appl. No.: **29/264,046**

(22) Filed: **Aug. 3, 2006**

(30) **Foreign Application Priority Data**

Feb. 3, 2006 (EM) 000475546-0001
Feb. 3, 2006 (EM) 000475546-0002

(51) **LOC (8) Cl.** **10-02**

(52) **U.S. Cl.** **D10/32**

(58) **Field of Classification Search** D10/30-39,
D10/123-126; D11/3-25; 224/164-168;
368/10, 21, 28-30, 223, 228, 232, 234, 239-242,
368/276-277, 281-283, 285, 294-295, 308,
368/319-321

See application file for complete search history.

(56) **References Cited**

U.S. PATENT DOCUMENTS

- D326,058 S * 5/1992 Schneider D10/39
- D350,071 S * 8/1994 Giardiello D10/32
- D352,470 S * 11/1994 Besson D10/39
- D354,012 S * 1/1995 Barbara D10/39
- D356,042 S * 3/1995 Nakanishi D10/39
- D358,101 S * 5/1995 Scheufele D10/32
- D368,663 S * 4/1996 Giardiello D10/39
- D391,176 S * 2/1998 Bulgari D10/39
- D413,071 S * 8/1999 Fichter D10/39
- D423,951 S * 5/2000 Fichter D10/39
- D447,705 S * 9/2001 Scheufele D10/39
- D459,242 S * 6/2002 Wunderman D10/32
- D473,475 S * 4/2003 Baumann D10/32
- D475,305 S * 6/2003 Tavenas D10/39

- D501,641 S * 2/2005 Sugiura D10/39
- D502,411 S * 3/2005 Sabarthes et al. D10/39
- D502,413 S * 3/2005 Sugiura et al. D10/39
- D511,108 S * 11/2005 Plange D10/39
- D517,432 S * 3/2006 Laucella D10/39
- D519,852 S * 5/2006 Roden D10/31
- D520,384 S * 5/2006 Scheufele D10/39
- D524,171 S * 7/2006 Monachon D10/32
- D533,468 S * 12/2006 Loth D10/32
- D536,996 S * 2/2007 Loth D10/32
- D538,184 S * 3/2007 Scheufele D10/39
- D540,195 S * 4/2007 Nussbaumer D10/31

* cited by examiner

Primary Examiner—Stella M. Reid

Assistant Examiner—Ricky Pham

(74) *Attorney, Agent, or Firm*—Crowell & Moring LLP

(57) **CLAIM**

The ornamental design for a wrist watch, as shown and described.

DESCRIPTION

This application is related to the following co-pending applications, of the inventor, filed on even date herewith: Application Ser. No. 29/264,048, entitled “Surface Configuration of a Wrist Watch”; and Application Ser. No. 29/264,047, entitled “Surface Configuration of a Wrist Watch”.

FIG. 1 is a front view of a wrist watch according to my novel design;

FIG. 2 is a rear view thereof;

FIG. 3 is a bottom view thereof;

FIG. 4 is a top view thereof;

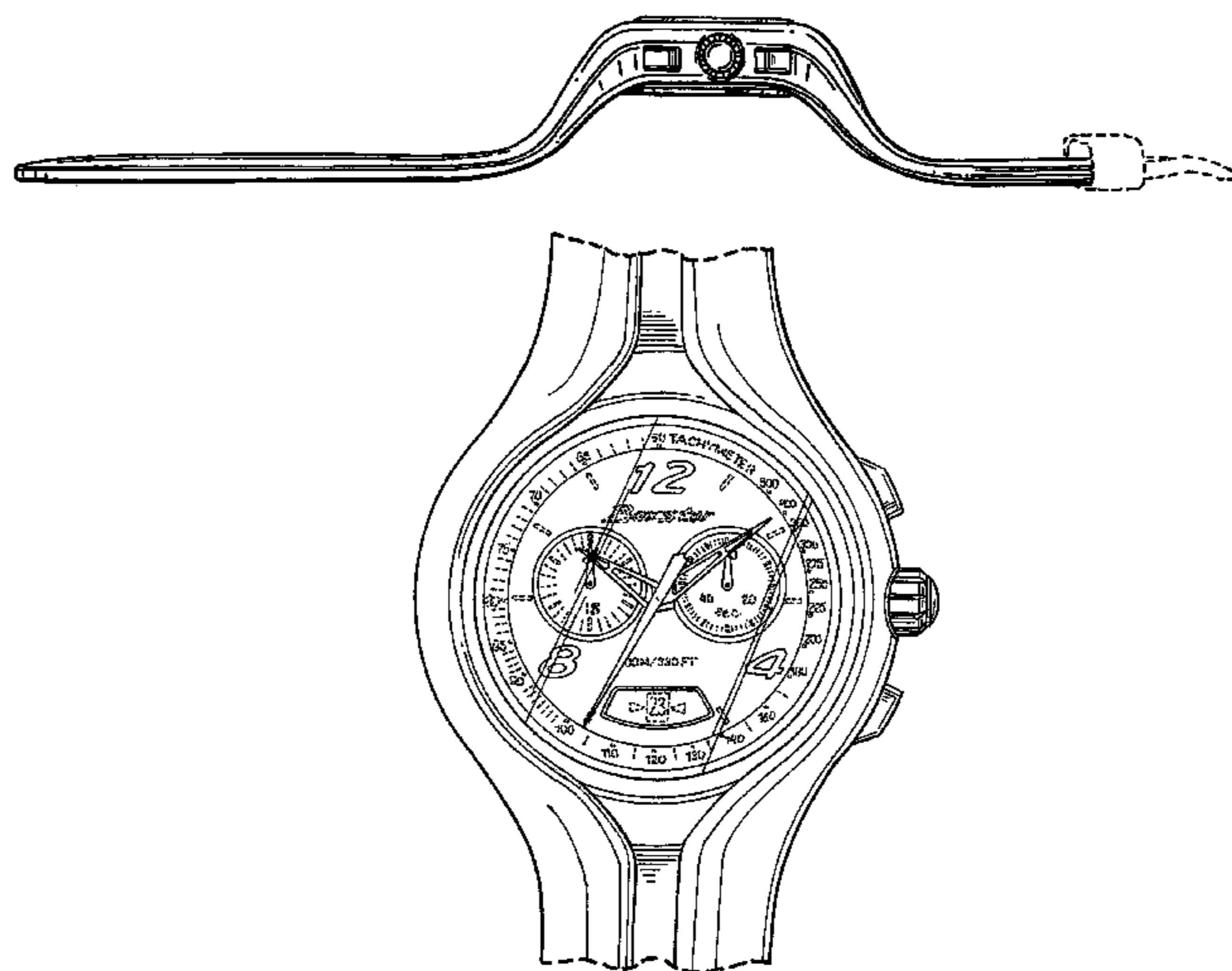
FIG. 5 is a right side view thereof;

FIG. 6 is a left side view thereof; and,

FIG. 7 is a magnified front view of a portion thereof.

The broken lines are for illustrative purposes only and form no part of the

1 Claim, 3 Drawing Sheets



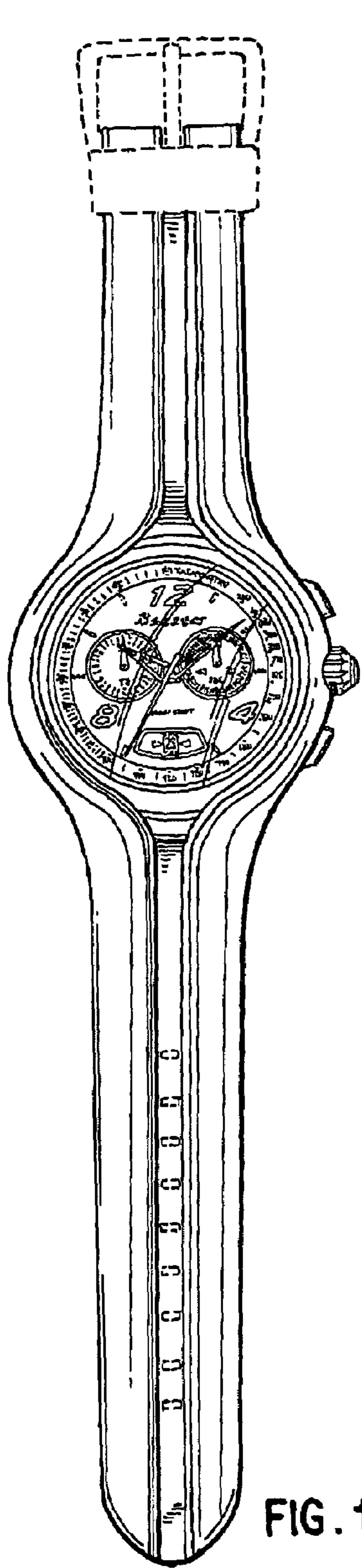


FIG. 1

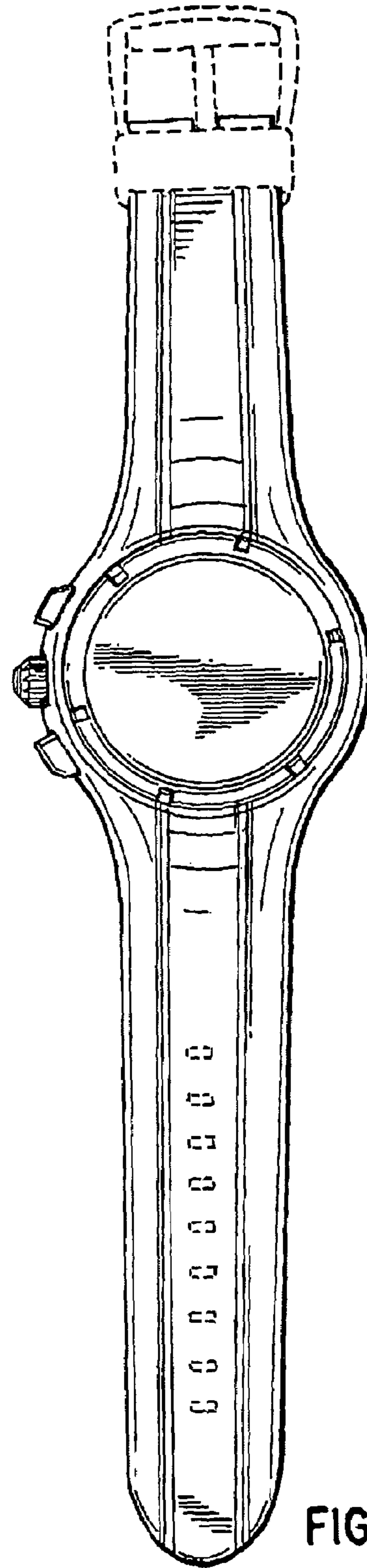


FIG. 2

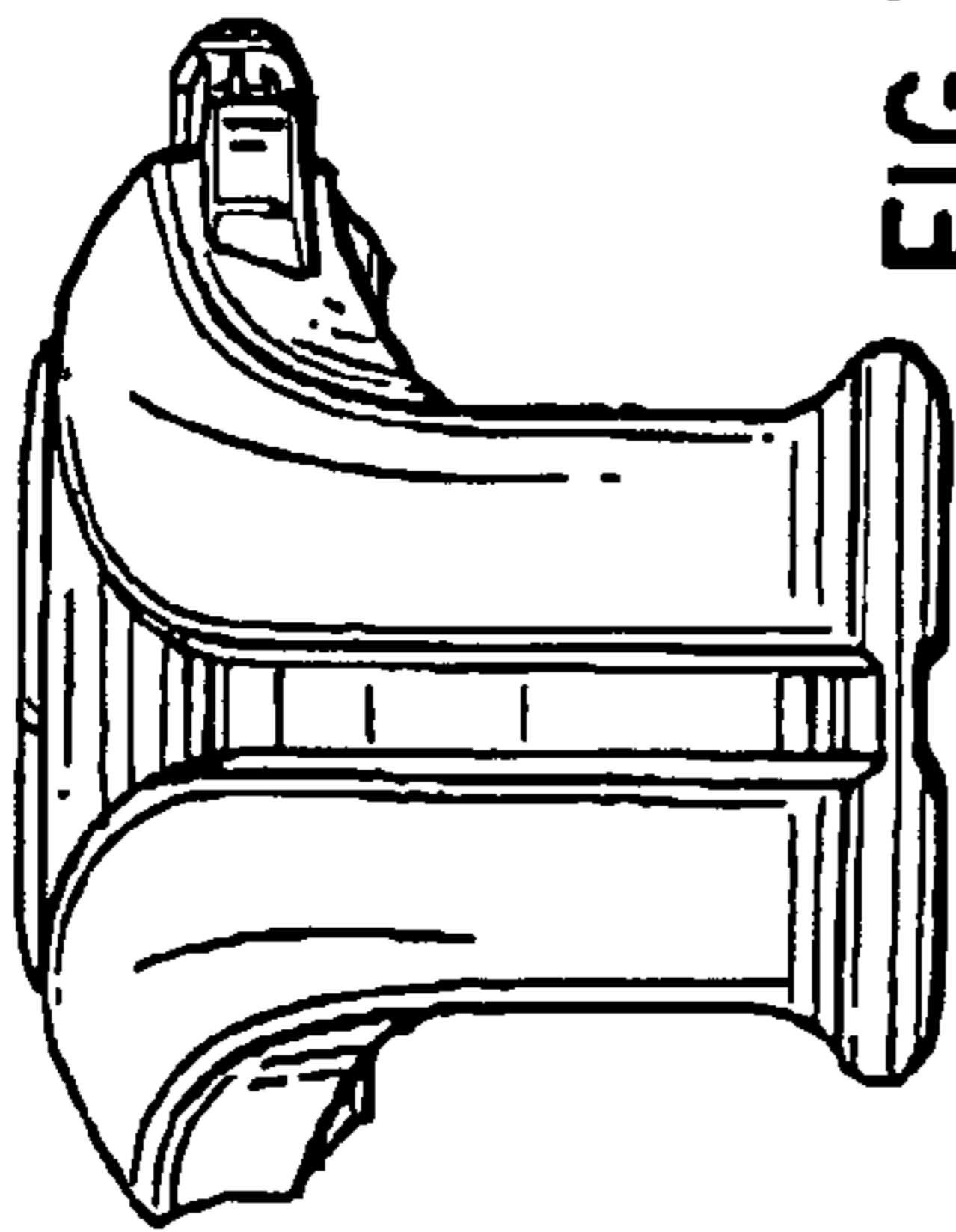


FIG. 3

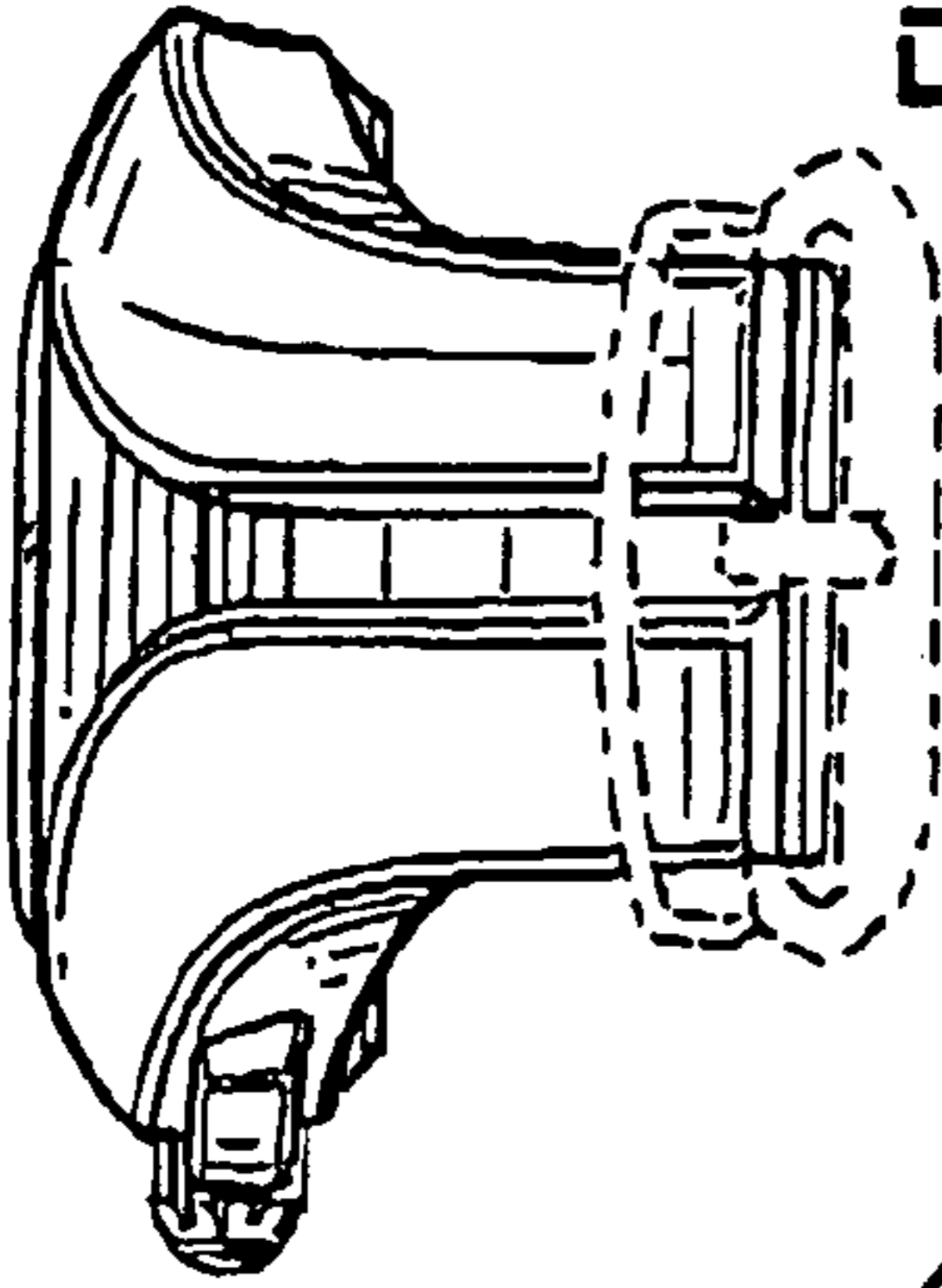


FIG. 4

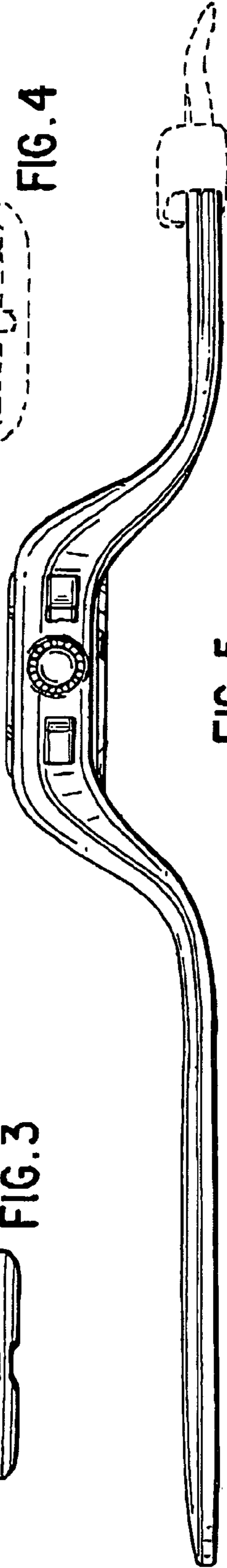


FIG. 5

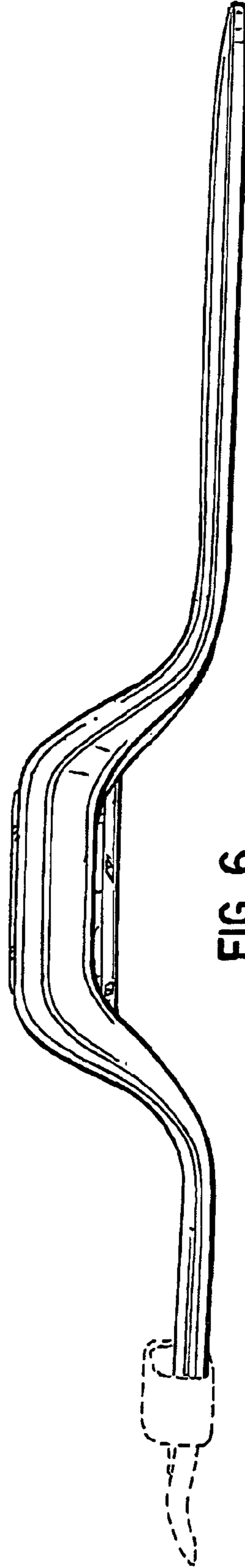


FIG. 6



FIG. 7