



US00D573477S

(12) **United States Design Patent**
Caldwell

(10) **Patent No.:** **US D573,477 S**
(45) **Date of Patent:** **** Jul. 22, 2008**

(54) **PLASTIC CONTAINER**

(75) Inventor: **Christopher T. Caldwell**, Monroe, MI (US)

(73) Assignee: **Plastipak Packaging, Inc.**, Plymouth, MI (US)

(**) Term: **14 Years**

(21) Appl. No.: **29/286,191**

(22) Filed: **Apr. 25, 2007**

(51) **LOC (8) Cl.** **09-01**

(52) **U.S. Cl.** **D9/540; D9/552; D9/556; D9/571**

(58) **Field of Classification Search** D9/682, D9/685-686, 688-691, 693, 516, 537-540, D9/545, 549, 552, 556; 215/382-384, 371; 220/660, 662, 666, 669

See application file for complete search history.

(56) **References Cited**

U.S. PATENT DOCUMENTS

D286,984 S *	12/1986	Durand	D9/552 X
D399,431 S *	10/1998	de Baschmakoff	D9/540
D404,310 S *	1/1999	Martin	D9/537
D406,064 S *	2/1999	Vitor Alexandre	D9/545
D414,427 S *	9/1999	Maddy	D9/545 X
D453,028 S *	1/2002	DeLuca et al.	D9/552
D463,981 S *	10/2002	Crawford et al.	D9/552 X
D466,415 S *	12/2002	Reis	D9/552
D480,308 S *	10/2003	Grisdale et al.	D9/549 X
D484,060 S *	12/2003	Perry et al.	D9/549

D485,308 S *	1/2004	DeLuca et al.	D9/552
D487,019 S *	2/2004	Crawford et al.	D9/538
D489,621 S *	5/2004	Grisdale et al.	D9/516
D506,931 S *	7/2005	Delmotte	D9/538
D543,861 S *	6/2007	Garcia-Ruiz	D9/543
D556,587 S *	12/2007	Kruparova	D9/516 X

* cited by examiner

Primary Examiner—Carol Rademaker

(74) *Attorney, Agent, or Firm*—Dykema Gossett PLLC

(57) **CLAIM**

The ornamental design for a plastic container, as shown and described.

DESCRIPTION

FIG. 1 is a perspective view of the plastic container of the present invention showing the top, front and right side;

FIG. 2 is a right side elevation view thereof;

FIG. 3 is a rear elevation view thereof;

FIG. 4 is a left side elevation view thereof;

FIG. 5 is a front elevation view thereof;

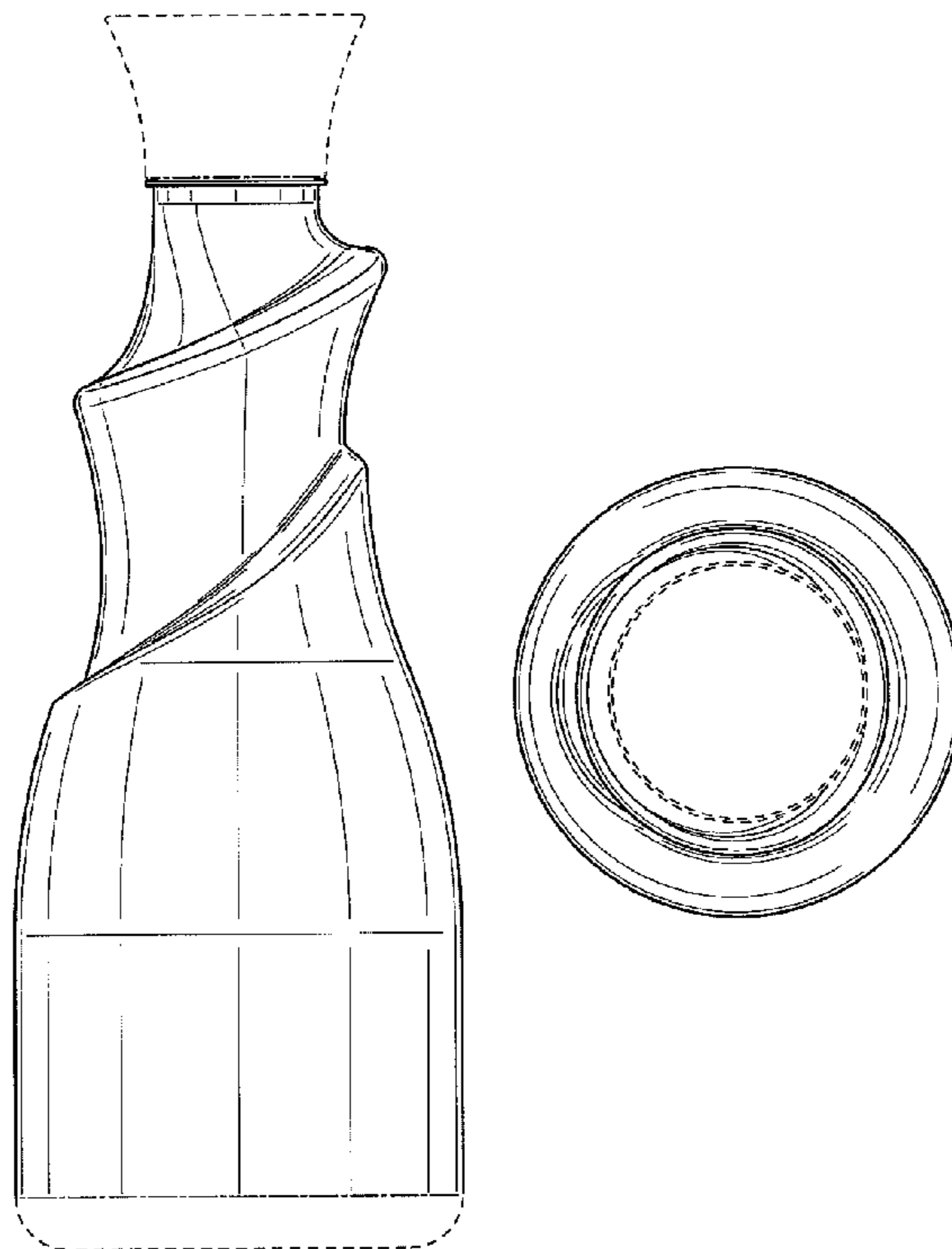
FIG. 6 is a top plan view thereof; and,

FIG. 7 is a bottom plan view thereof.

The dash-dash-dash broken lines in the drawings are for environmental purposes only and form no part of the claimed design.

The dot-dash-dot broken lines in the drawings define the boundaries of the claimed design.

1 Claim, 6 Drawing Sheets



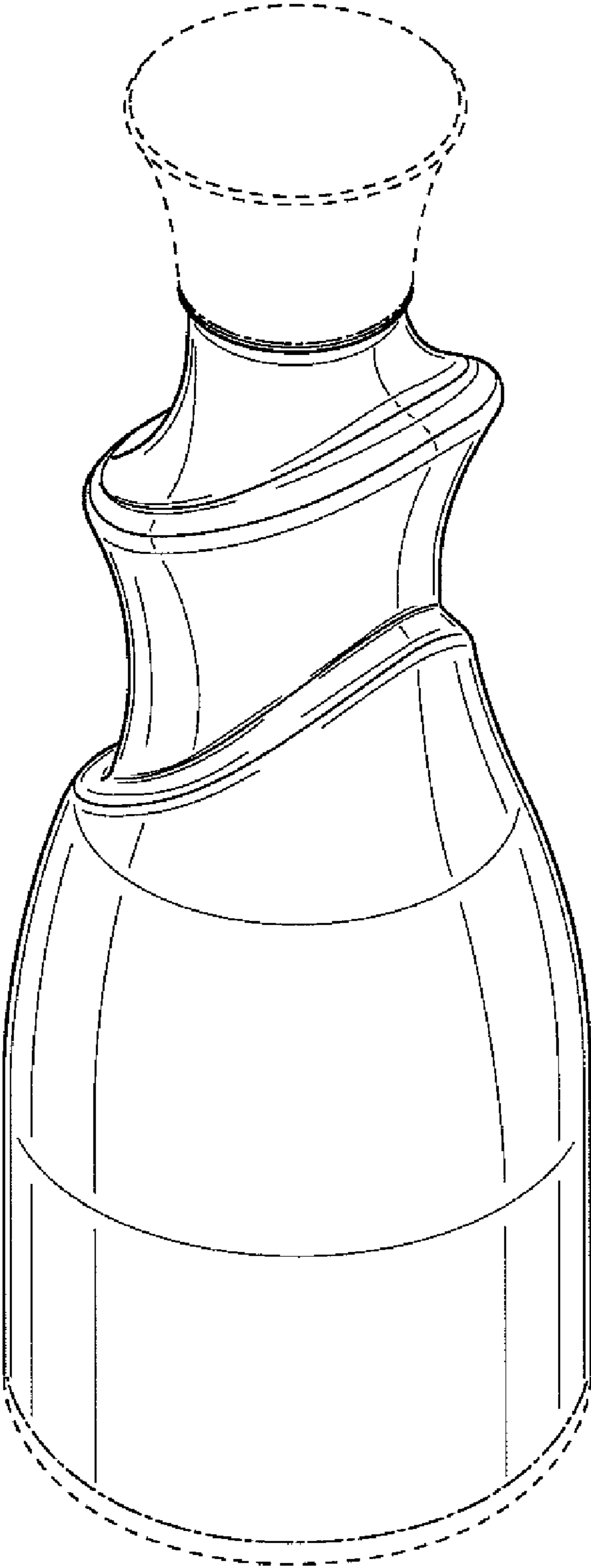


FIG. 1

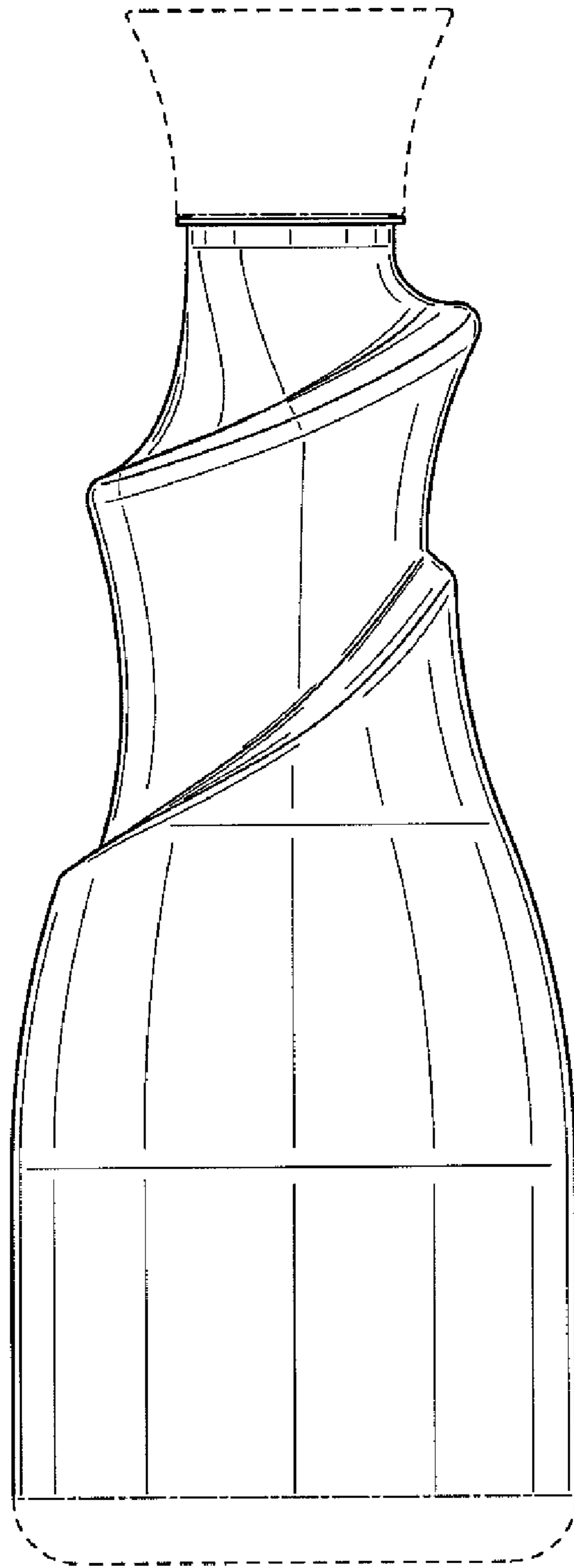


FIG. 2

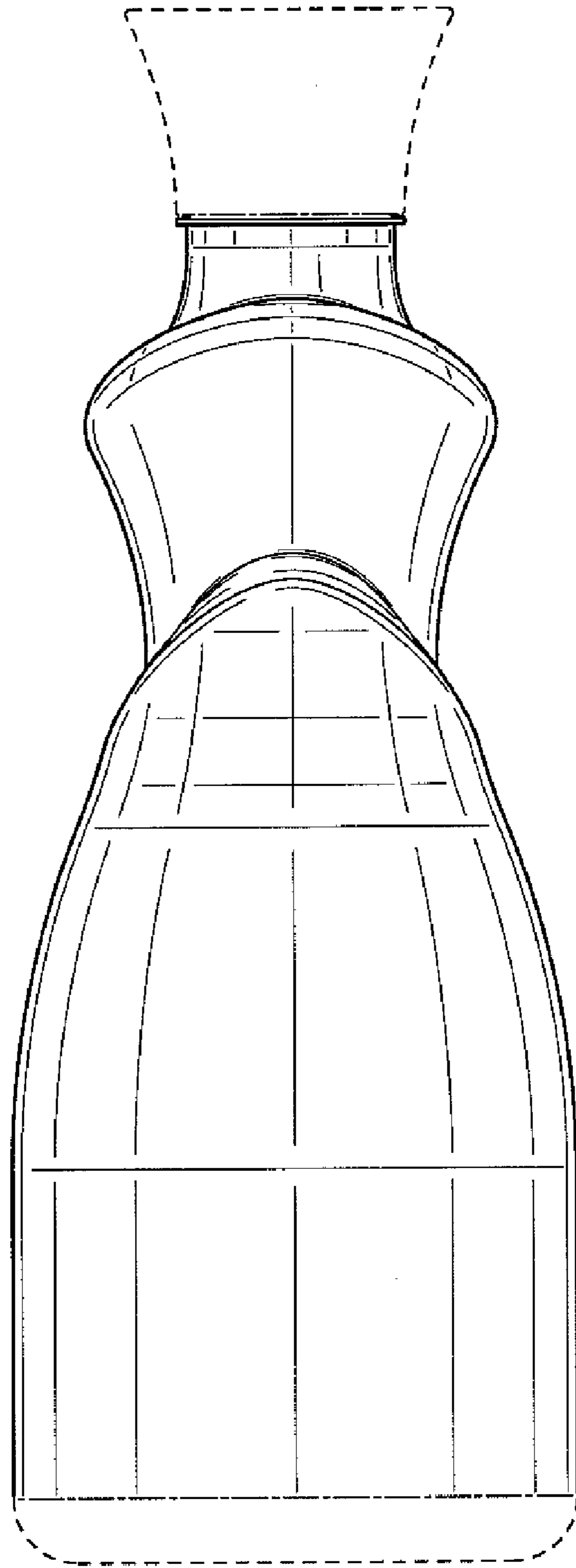


FIG. 3

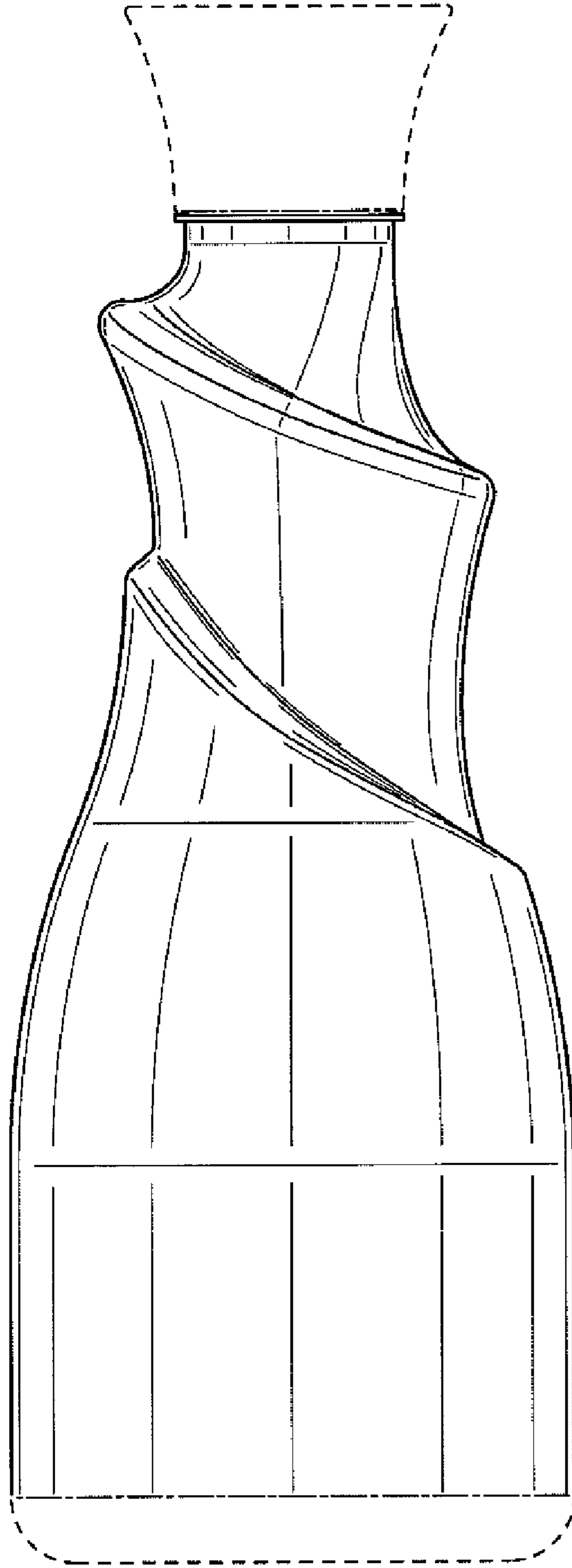


FIG. 4




FIG. 5

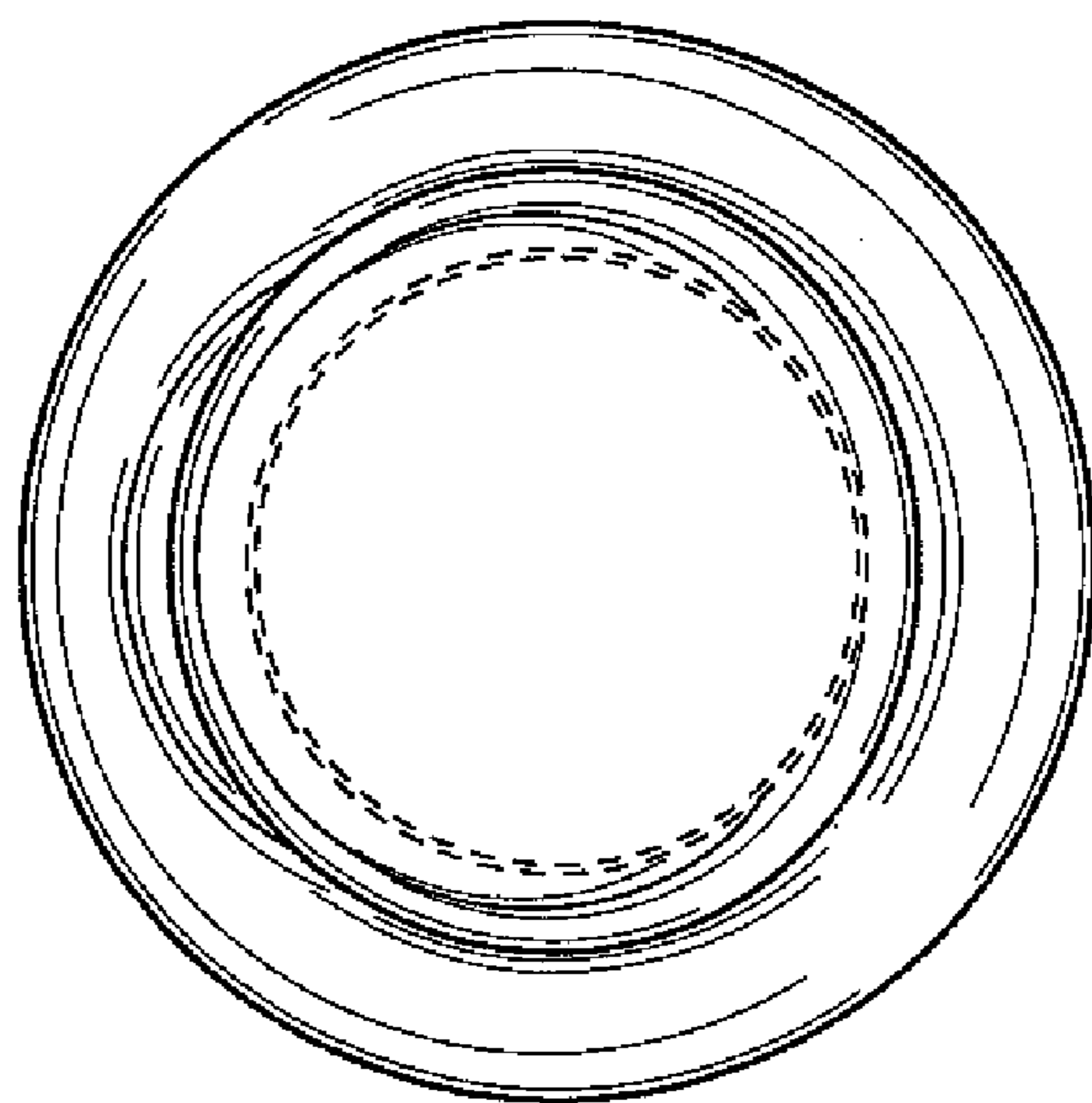


FIG. 6

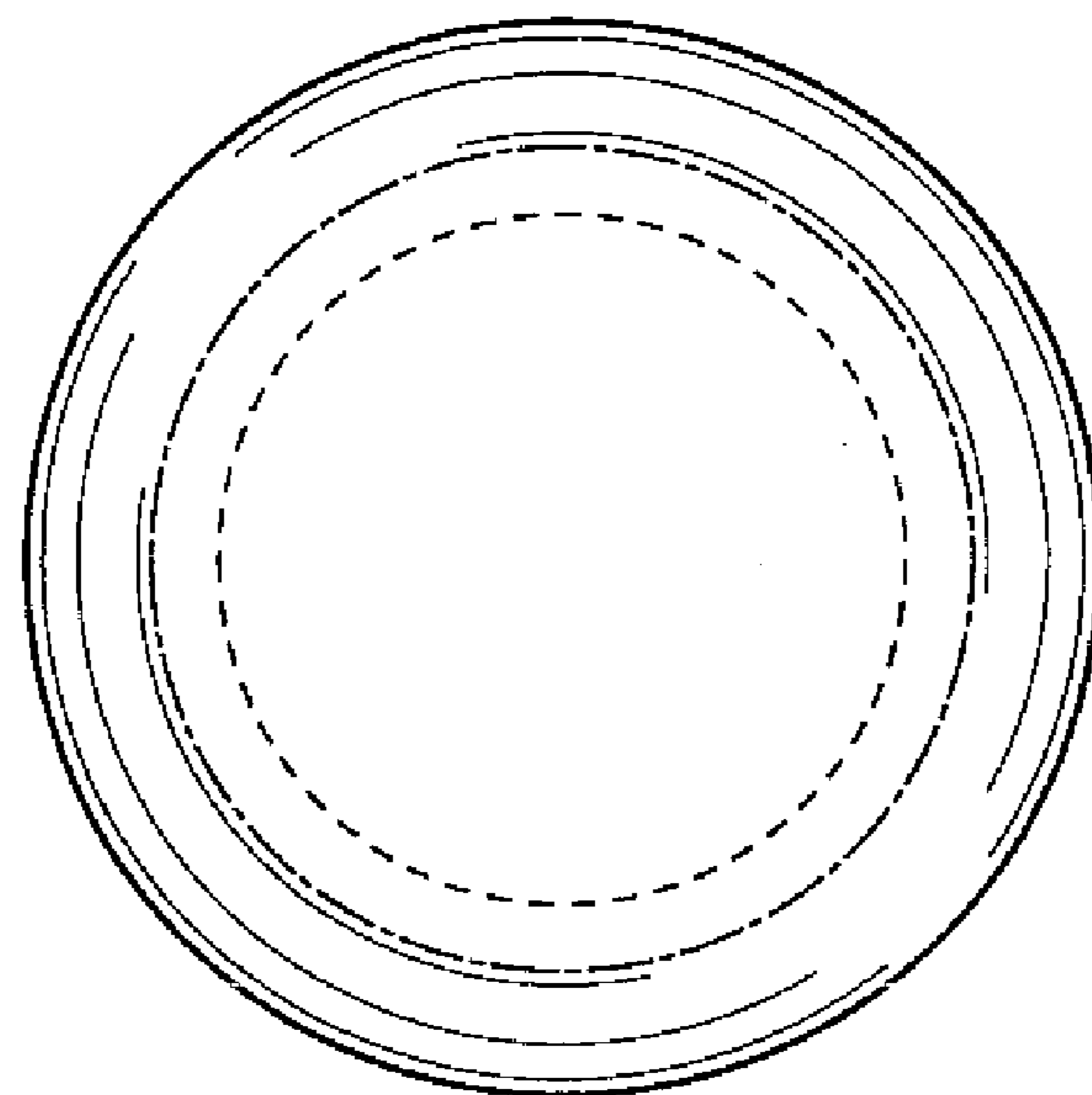


FIG. 7