



US00D573473S

(12) **United States Design Patent**  
**Kruparova**

(10) **Patent No.:** **US D573,473 S**

(45) **Date of Patent:** **\*\* Jul. 22, 2008**

(54) **PLASTIC CONTAINER**

(75) Inventor: **Petra Kruparova**, Bamska (SK)

(73) Assignee: **Plastipak Packaging, Inc.**, Plymouth, MI (US)

(\*\*) Term: **14 Years**

(21) Appl. No.: **29/286,217**

(22) Filed: **Apr. 27, 2007**

(51) **LOC (8) Cl.** ..... **09-01**

(52) **U.S. Cl.** ..... **D9/522; D9/543**

(58) **Field of Classification Search** ..... D9/682,  
D9/685-686, 688-691, 693, 516, 522-523,  
D9/537-543, 545, 549, 552; 215/382-384,  
215/371; 220/660, 662, 666, 669  
See application file for complete search history.

(56) **References Cited**

**U.S. PATENT DOCUMENTS**

D253,033 S *	10/1979	Meyer et al.	.....	D9/543
D253,034 S *	10/1979	Meyer et al.	.....	D9/522
D253,035 S *	10/1979	Meyer et al.	.....	D9/522
4,885,809 A *	12/1989	Muchmore	.....	215/384 X
D331,703 S *	12/1992	Seguin et al.	.....	D9/543 X
D339,295 S *	9/1993	Hicks	.....	D9/537
D393,803 S *	4/1998	Walter	.....	D9/543
D417,154 S *	11/1999	Weinert et al.	.....	D9/543
D422,900 S *	4/2000	Ellise	.....	D9/693
D450,245 S *	11/2001	Schultz	.....	D9/522
D458,140 S *	6/2002	Hutchins	.....	D9/523
D485,184 S *	1/2004	Hay et al.	.....	D9/522
D488,383 S *	4/2004	Kudo et al.	.....	D9/522

D502,648 S *	3/2005	Osip et al.	.....	D9/522
D509,144 S *	9/2005	Snyder	.....	D9/543
D519,032 S *	4/2006	Abadinsky	.....	D9/522
D519,378 S *	4/2006	Abadinsky	.....	D9/522
D550,558 S *	9/2007	Van Besien et al.	.....	D9/522
D558,604 S *	1/2008	Dohm et al.	.....	D9/522 X
D559,108 S *	1/2008	Regas	.....	D9/522

\* cited by examiner

*Primary Examiner*—Carol Rademaker

(74) *Attorney, Agent, or Firm*—Dykema Gossett PLLC

(57) **CLAIM**

The ornamental design for a plastic container, as shown and described.

**DESCRIPTION**

FIG. 1 is a top, front and left side perspective view of the plastic container of the present invention;

FIG. 2 is a front elevational view thereof;

FIG. 3 is a right side elevational view thereof;

FIG. 4 is a rear elevational view thereof;

FIG. 5 is a left side elevational view thereof;

FIG. 6 is a top plan view thereof; and,

FIG. 7 is a bottom plan view thereof.

The dash-dash-dash broken lines in the drawings are for environmental purposes only and form no part of the claimed design.

The dot-dash-dot broken lines in the drawings define the boundaries of the claimed design.

**1 Claim, 6 Drawing Sheets**

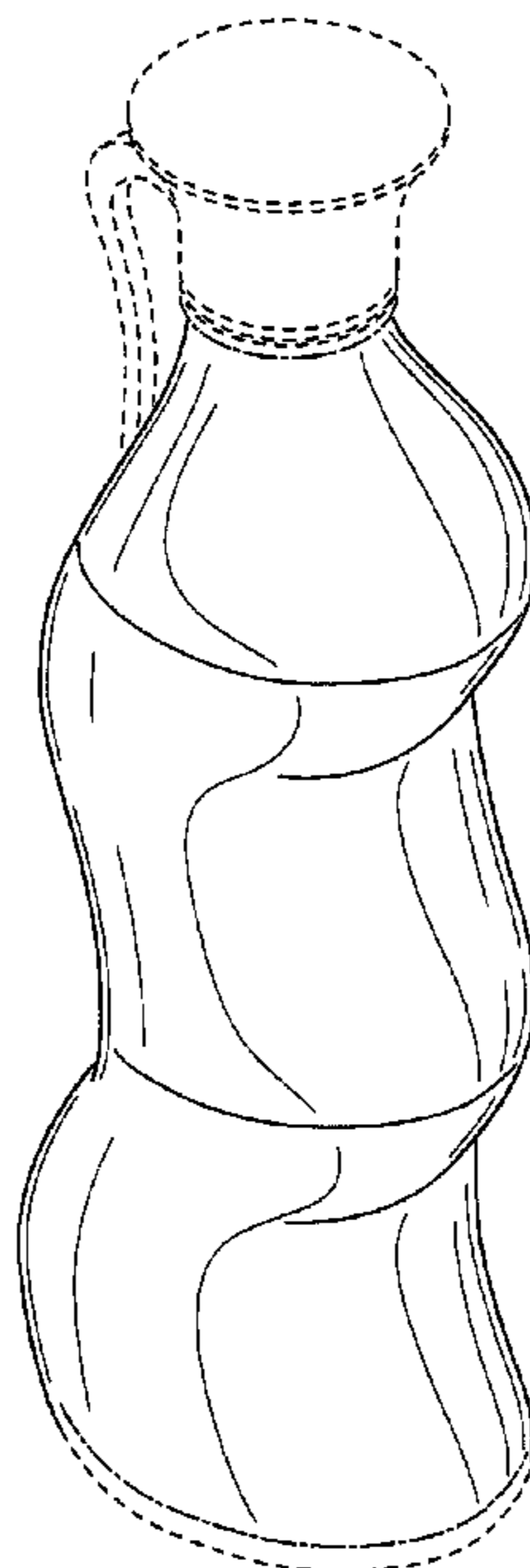




FIG. 1

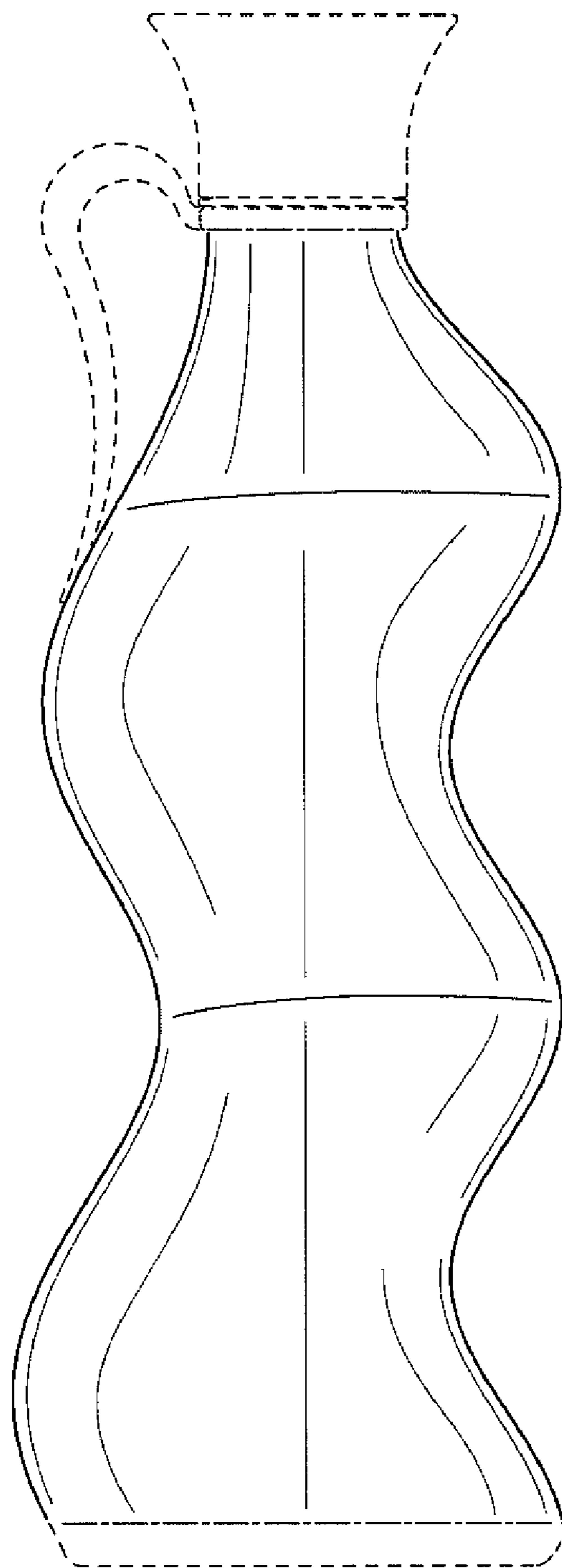


FIG. 2

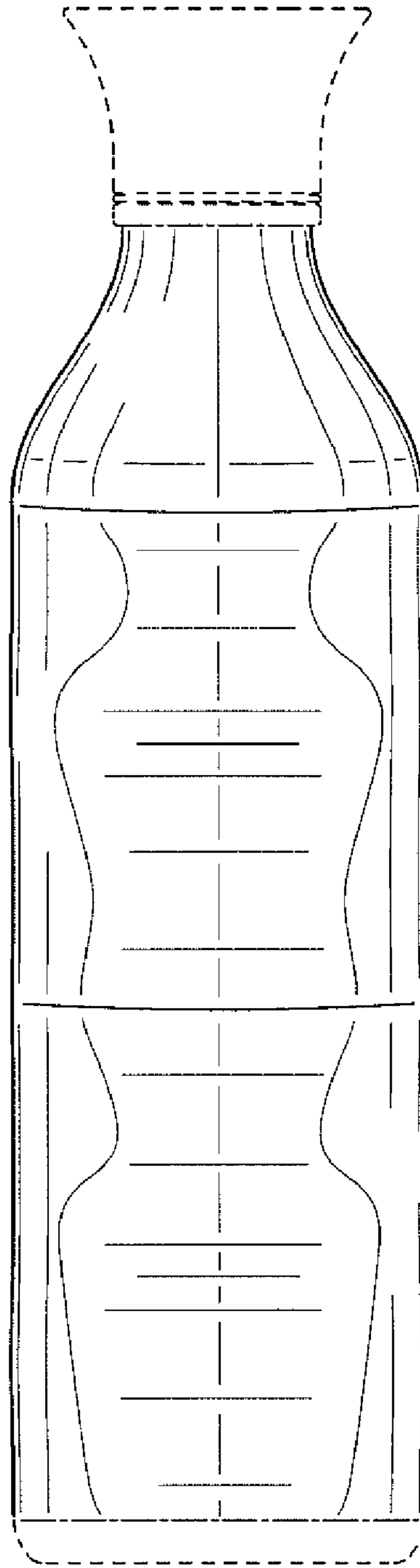


FIG. 3

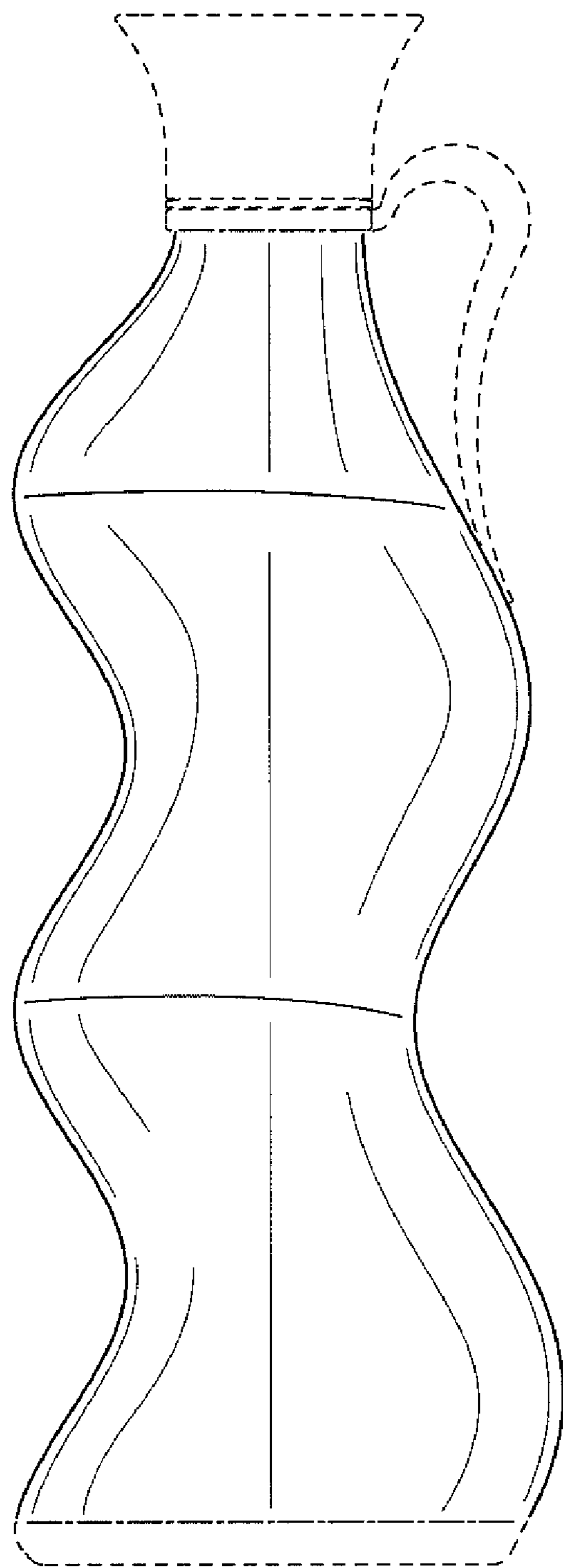


FIG. 4

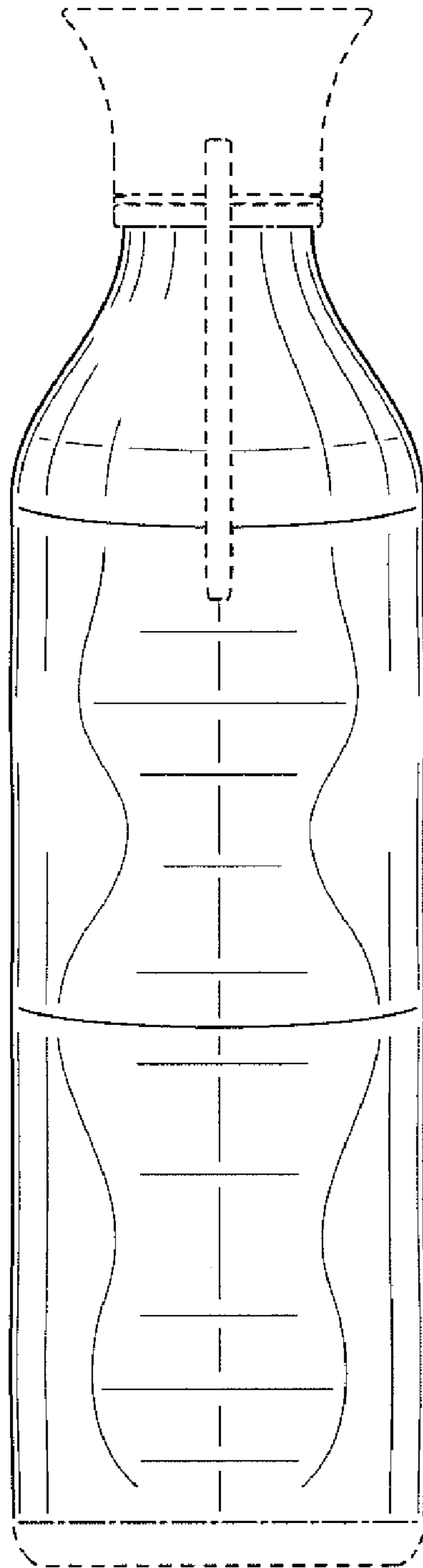


FIG. 5

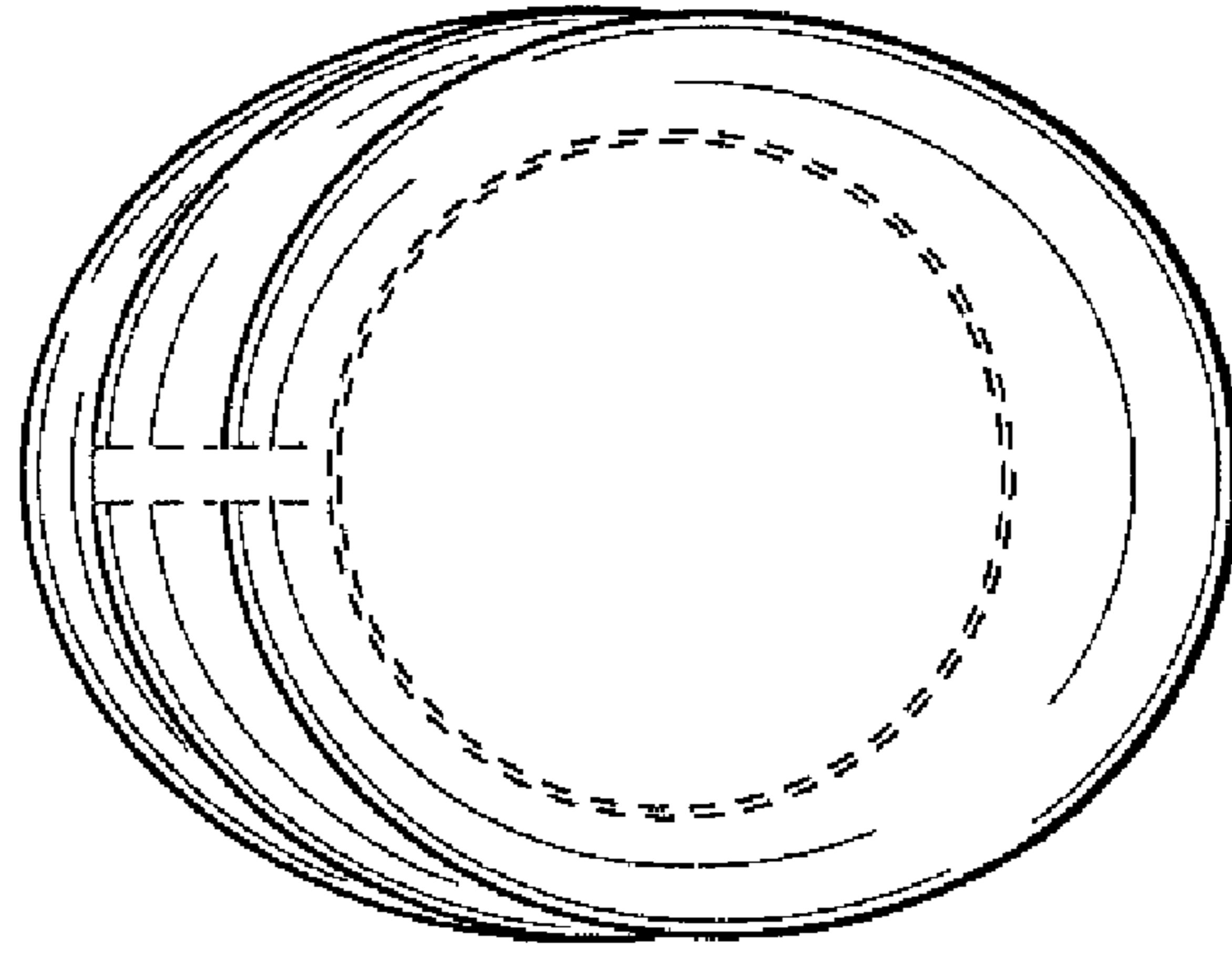


FIG. 6

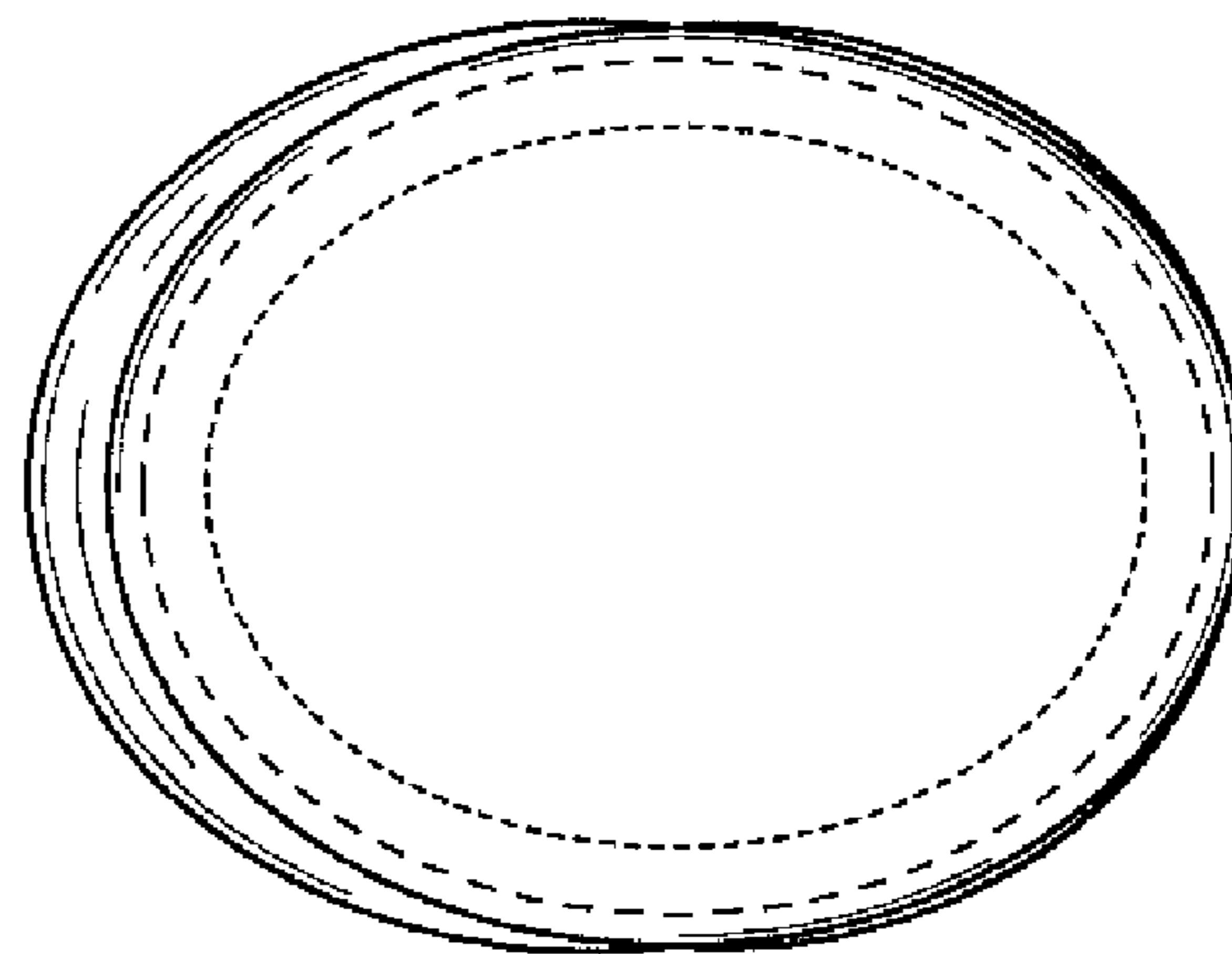


FIG. 7