



US00D573439S

(12) **United States Design Patent**
Sheppard

(10) **Patent No.:** **US D573,439 S**

(45) **Date of Patent:** **** Jul. 22, 2008**

(54) **SEMICIRCULAR HANDLE**

(75) Inventor: **Peter Ralph Sheppard**, London (GB)

(73) Assignee: **Smallbone & Co. (Devizes) Limited**,
Devizes, Wiltshire (GB)

(**) Term: **14 Years**

(21) Appl. No.: **29/247,986**

(22) Filed: **Jul. 24, 2006**

(30) **Foreign Application Priority Data**

Jan. 31, 2006 (GB) 3023814

(51) **LOC (8) Cl.** **08-01**

(52) **U.S. Cl.** **D8/313**

(58) **Field of Classification Search** D8/300,
D8/313, 314, 315, 317, 319, DIG. 1; D6/510;
D25/119; 16/415, 416; 24/336, 16 R; 52/717.03;
312/334.44, 348.6, 320; 224/482

See application file for complete search history.

(56) **References Cited**

U.S. PATENT DOCUMENTS

D96,330	S	*	7/1935	Martin	D8/314
4,379,603	A	*	4/1983	Johnson et al.	312/348.6
D304,156	S	*	10/1989	Puente, Jr.	D8/314
5,181,297	A	*	1/1993	Andrews et al.	24/336
5,466,062	A	*	11/1995	McPherson et al.	312/348.6
D388,986	S	*	1/1998	Dittberner et al.	D6/510
D398,795	S	*	9/1998	Zapf	D6/510
D402,143	S	*	12/1998	Zapf	D6/510
5,867,874	A	*	2/1999	Simpson	24/336
5,997,118	A	*	12/1999	McBrayer et al.	312/334.44

D457,800	S	*	5/2002	Petri	D8/313
D529,630	S	*	10/2006	Zarb	D25/119
D548,039	S	*	8/2007	Henriott	D8/313

* cited by examiner

Primary Examiner—Paula A Greene

(74) *Attorney, Agent, or Firm*—Alston & Bird LLP

(57) **CLAIM**

The ornamental design for a semicircular handle, as shown and described.

DESCRIPTION

FIG. 1 is a front perspective view of a semicircular handle according to an embodiment of the present invention;

FIG. 2 is a rear perspective of the semicircular handle shown in FIG. 1;

FIG. 3 is a left side plan view of the semicircular handle shown in FIG. 1, the right side plan view is a mirror image of the left side plan view;

FIG. 4 is a rear plan view of the semicircular handle shown in FIG. 1;

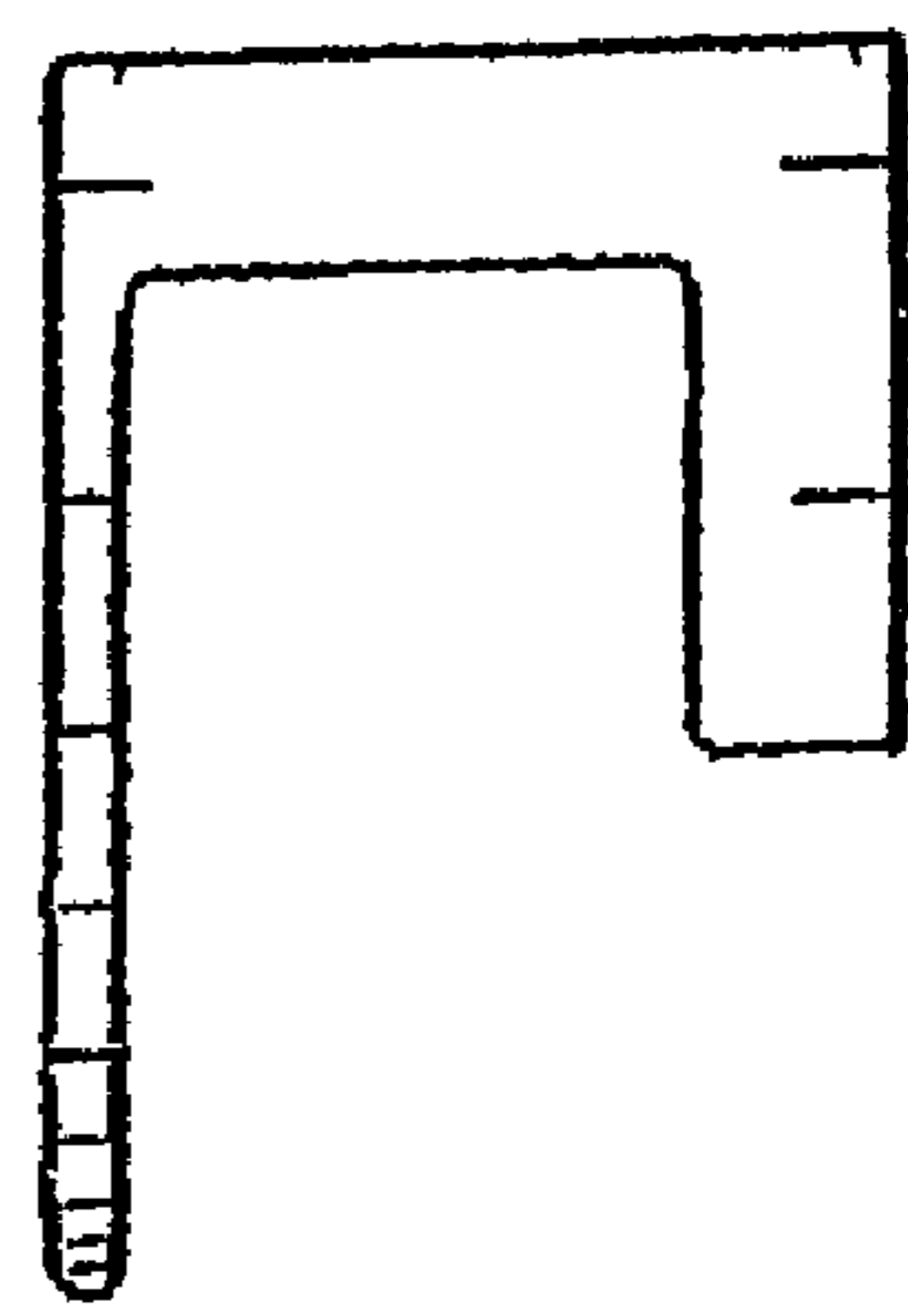

FIG. 5 is a top plan view of the semicircular handle shown in FIG. 1;

FIG. 6 is a front plan view of the semicircular handle shown in FIG. 1; and,

FIG. 7 is a bottom plan view of the semicircular handle shown in FIG. 1.

The broken lines shown herein form no part of the claimed design.

1 Claim, 3 Drawing Sheets






FIG. 1

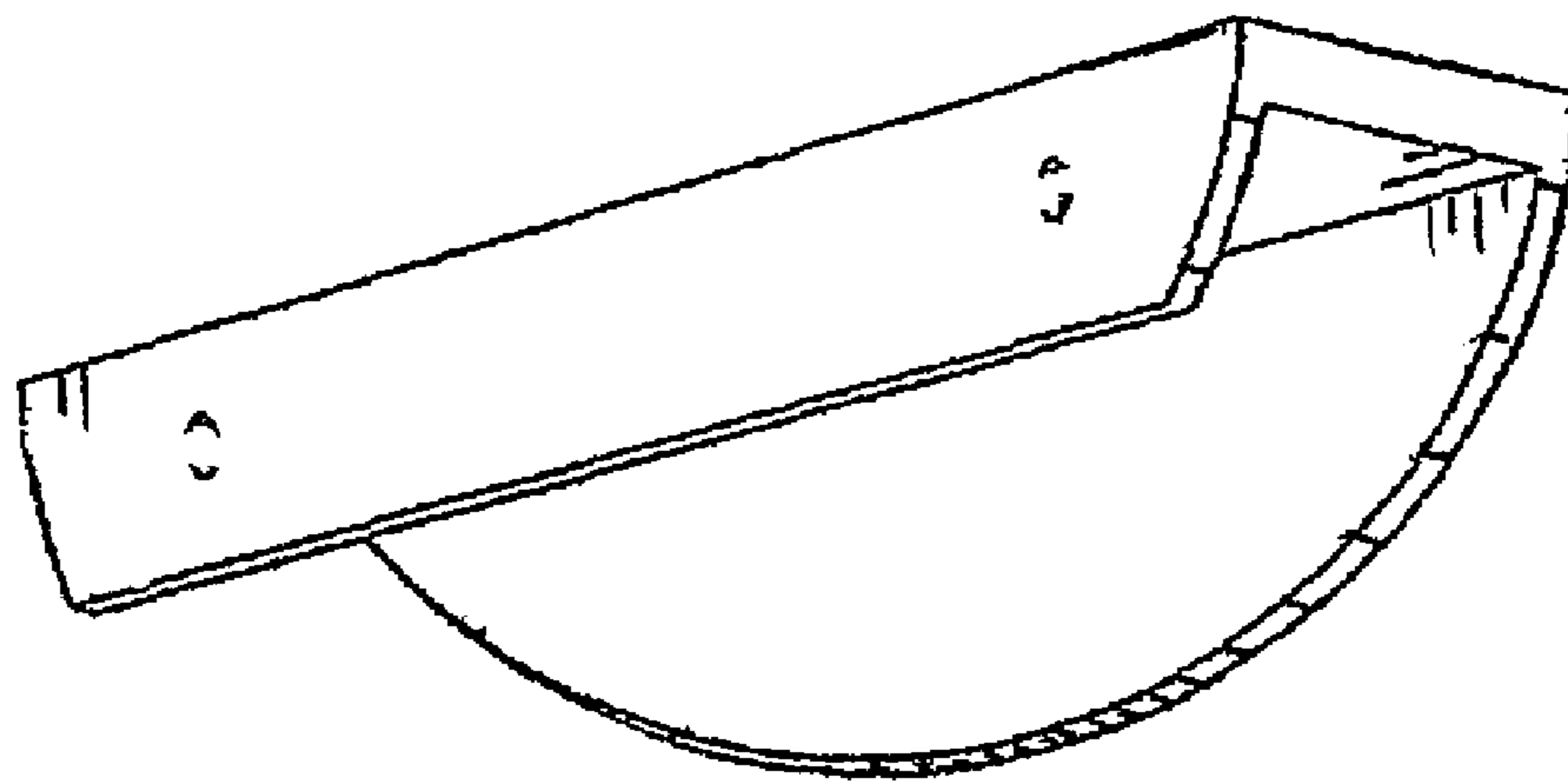


FIG. 2

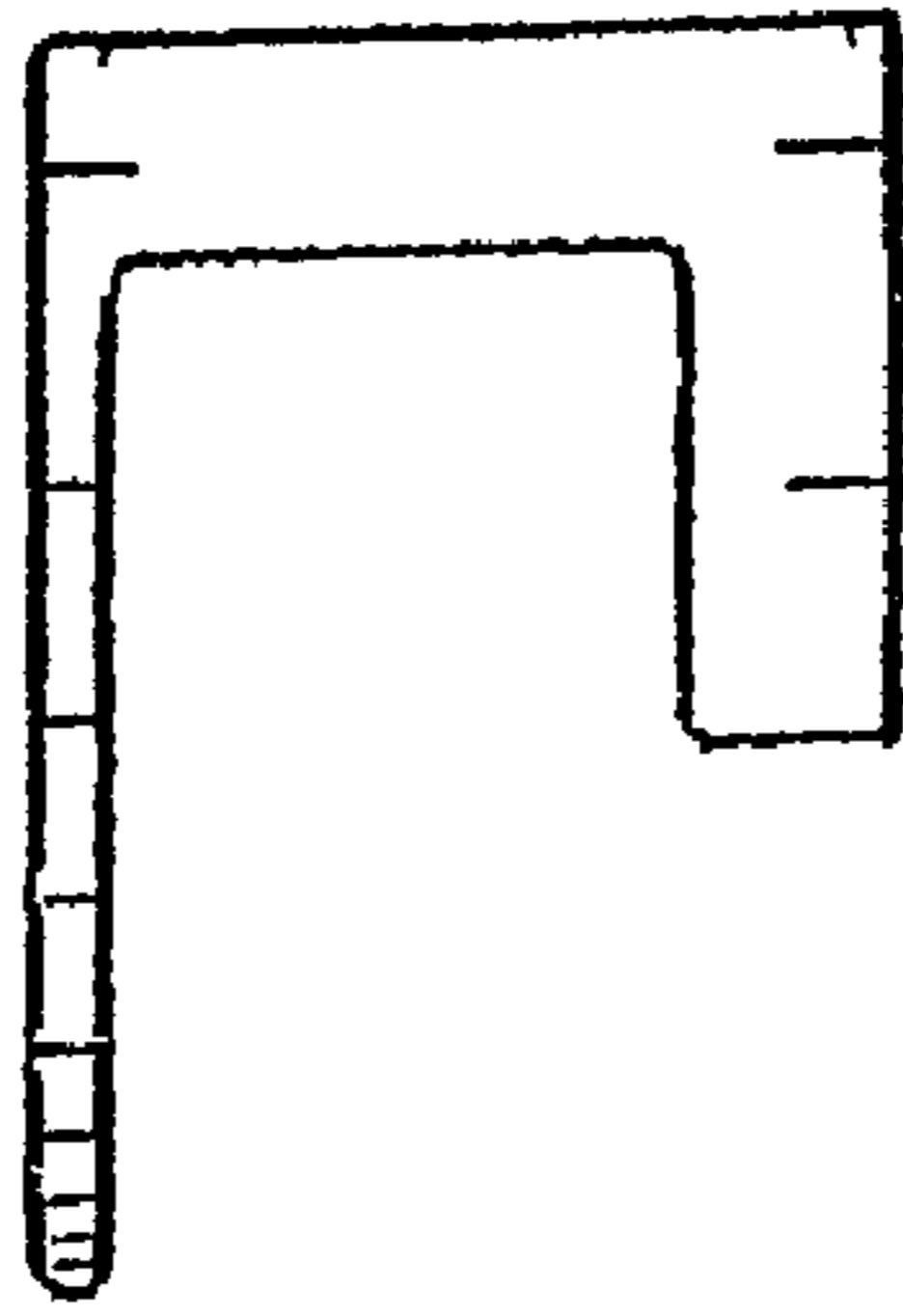


FIG. 3

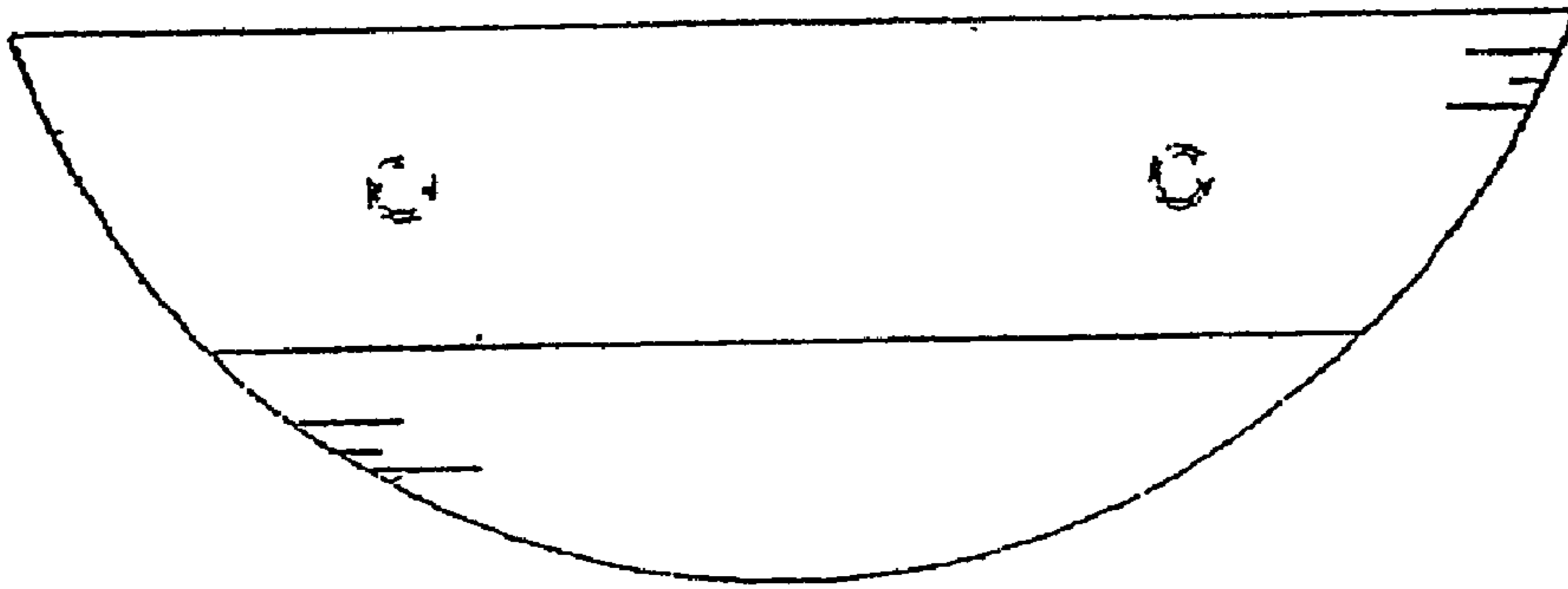


FIG. 4




FIG. 5

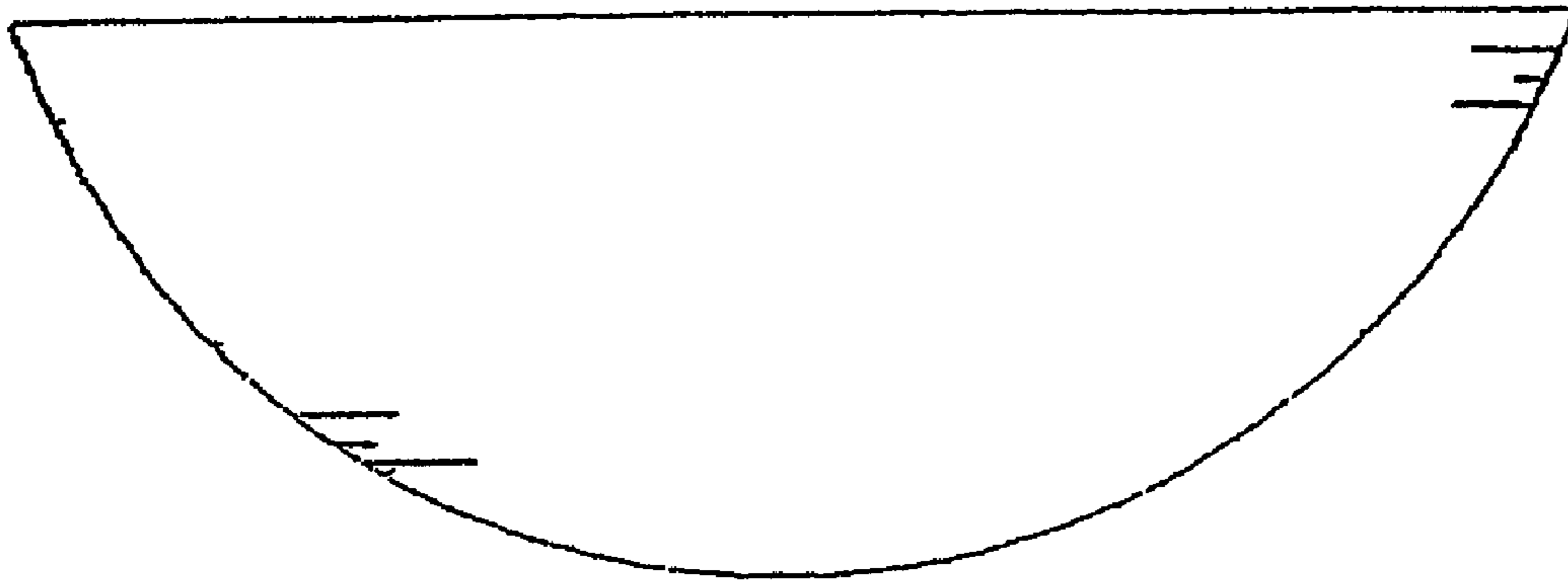


FIG. 6




FIG. 7