



US00D573408S

(12) **United States Design Patent**
Lovett

(10) **Patent No.:** **US D573,408 S**
(45) **Date of Patent:** **** Jul. 22, 2008**

(54) **FOOD TRAY**

(75) Inventor: **James Kyle Lovett**, Atlanta, GA (US)

(73) Assignee: **InnoWare Plastic, Inc.**, Alpharetta, GA (US)

(**) Term: **14 Years**

(21) Appl. No.: **29/264,071**

(22) Filed: **Aug. 3, 2006**

(51) **LOC (8) Cl.** **07-01**

(52) **U.S. Cl.** **D7/553.2**

(58) **Field of Classification Search** D7/553.1-554.1,
D7/587, 586, 550.1, 588, 584, 585; D9/428,
D9/429, 431, 500, 502, 737, 761, 420, 422-426,
D9/414-418; 220/904, 23.83, 574, 212,
220/657, 659, 755, 771, 555-557, 500, 506,
220/528, 529; 206/821, 822, 223, 541, 557,
206/564; 426/106, 119, 120, 127

See application file for complete search history.

(56) **References Cited**

U.S. PATENT DOCUMENTS

1,607,864	A *	11/1926	Butler	220/574
D154,224	S *	6/1949	Sweet	D7/553.5
D185,911	S *	8/1959	Chadbourne	D7/555
D195,523	S *	6/1963	Patton	D7/555
D242,106	S *	11/1976	Caner	D7/555
4,279,354	A *	7/1981	Conti	220/23.83
D264,792	S *	6/1982	Conti	D7/584
D268,645	S *	4/1983	Phillips et al.	D9/761
D277,167	S *	1/1985	Dart	D9/414
D302,122	S *	7/1989	Ashby	D9/425
4,966,297	A *	10/1990	Doty	220/23.83
D373,931	S	9/1996	Whitehead		
D375,259	S	11/1996	Whitehead		
D400,404	S	11/1998	Indekeu		

D404,257	S	1/1999	Indekeu		
D404,258	S	1/1999	Indekeu		
D404,614	S	1/1999	Indekeu		
D418,371	S	1/2000	Whitehead		
D424,880	S *	5/2000	Biber	D7/543
6,142,332	A *	11/2000	Ferrara	220/212
6,572,909	B1	6/2003	Bagwell et al.		
D489,254	S	5/2004	Kocis et al.		
D505,043	S *	5/2005	Isler et al.	D7/354
D509,104	S *	9/2005	Price	D7/553.4
D525,820	S *	8/2006	Oztiryaki	D7/354
D554,498	S *	11/2007	Lovett	D9/425
D554,531	S *	11/2007	Lovett	D9/737

OTHER PUBLICATIONS

Duni Corporation, Creative Carryouts 2004 Product Brouchure 12 pages.

* cited by examiner

Primary Examiner—Charles A. Rademaker

Assistant Examiner—Charles D Hanson

(74) *Attorney, Agent, or Firm*—Baker Donelson et al.

(57) **CLAIM**

The ornamental design for a food tray, as shown and described.

DESCRIPTION

FIG. 1 is a perspective view of a food tray showing my new design;

FIG. 2 is a top view thereof;

FIG. 3 is a bottom view thereof;

FIG. 4 is a left side view thereof;

FIG. 5 is a right side view thereof;

FIG. 6 is a front view thereof; and,

FIG. 7 is a rear view thereof.

1 Claim, 4 Drawing Sheets

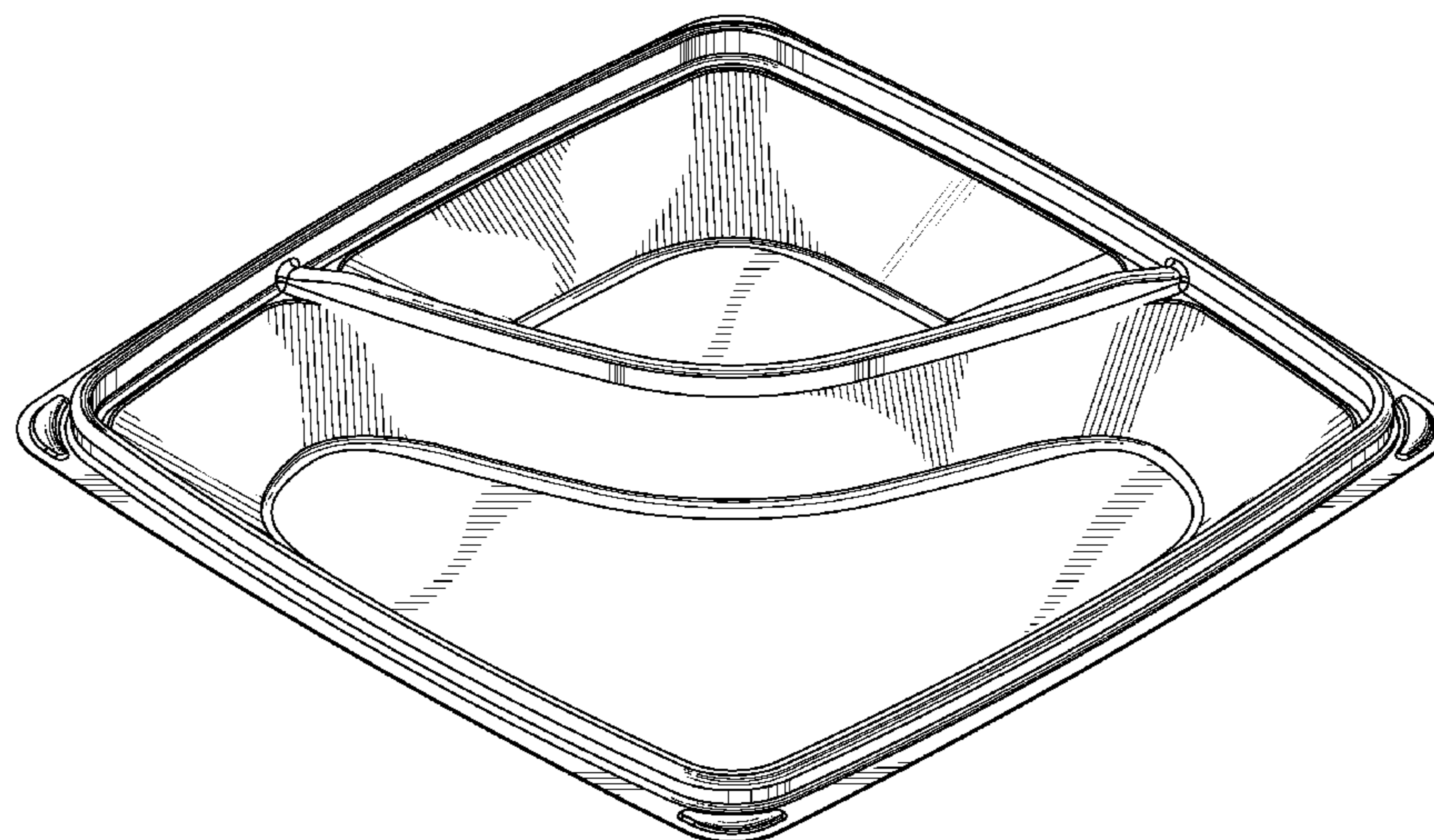


Fig. 1

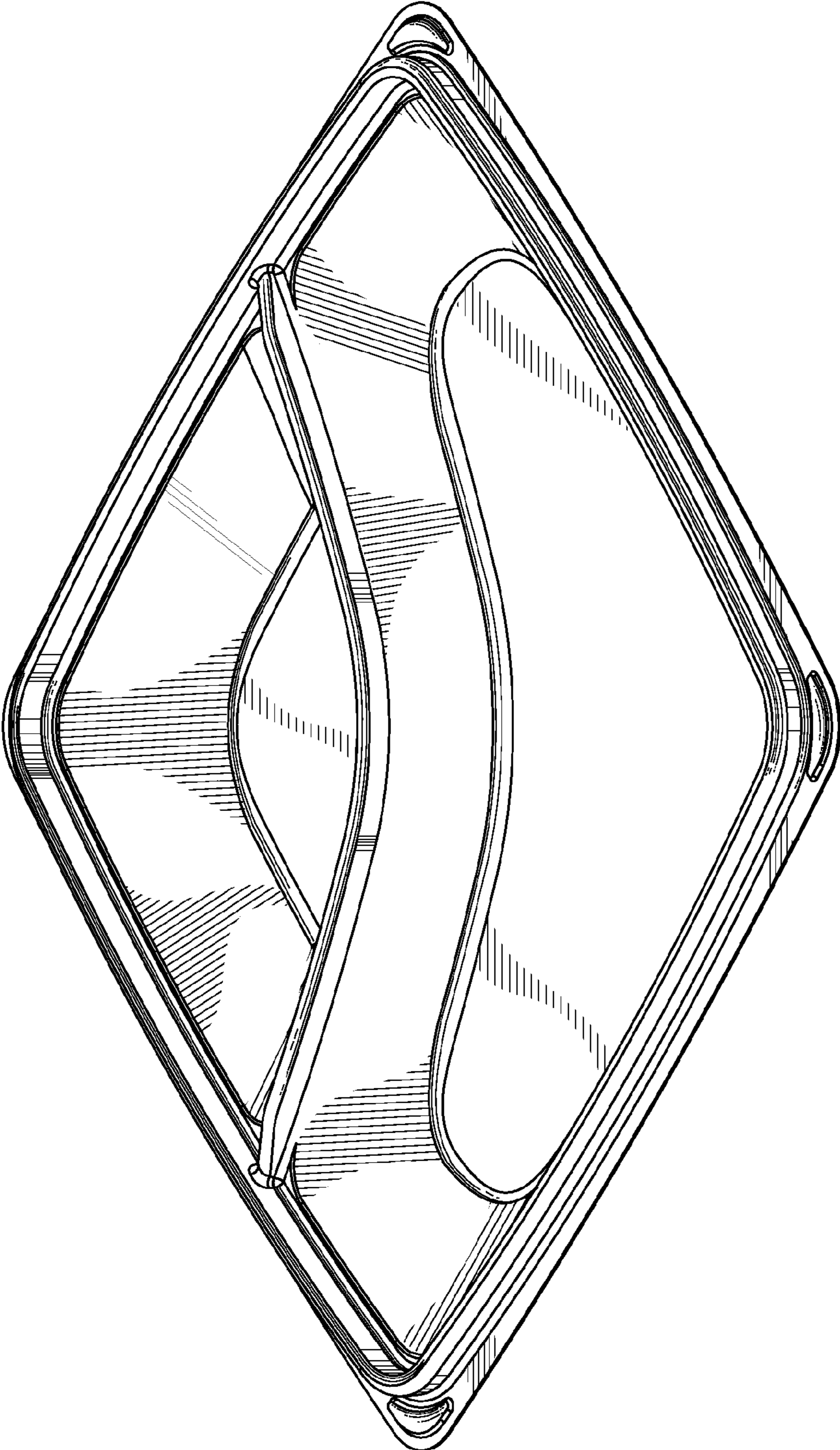


Fig. 2

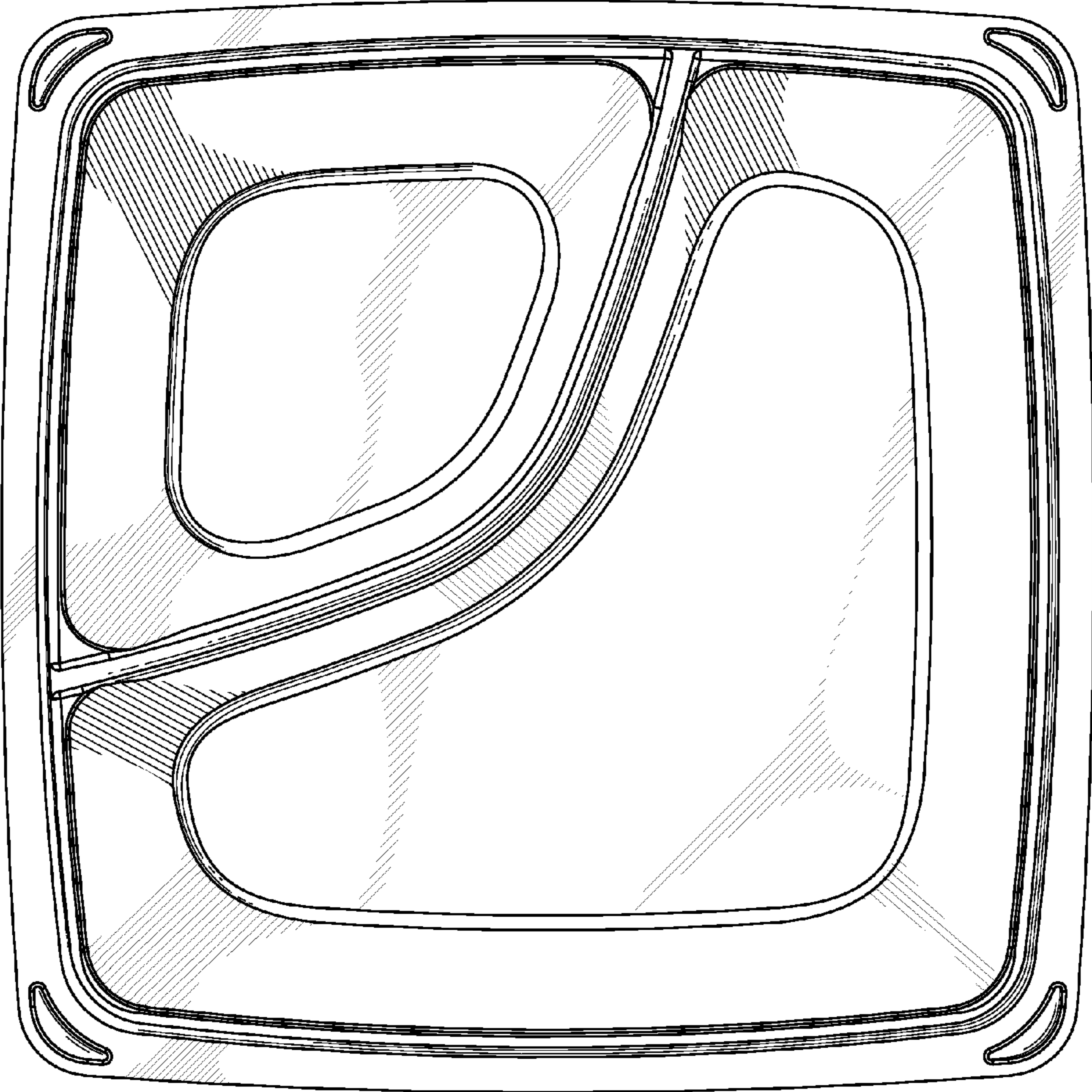


Fig. 3

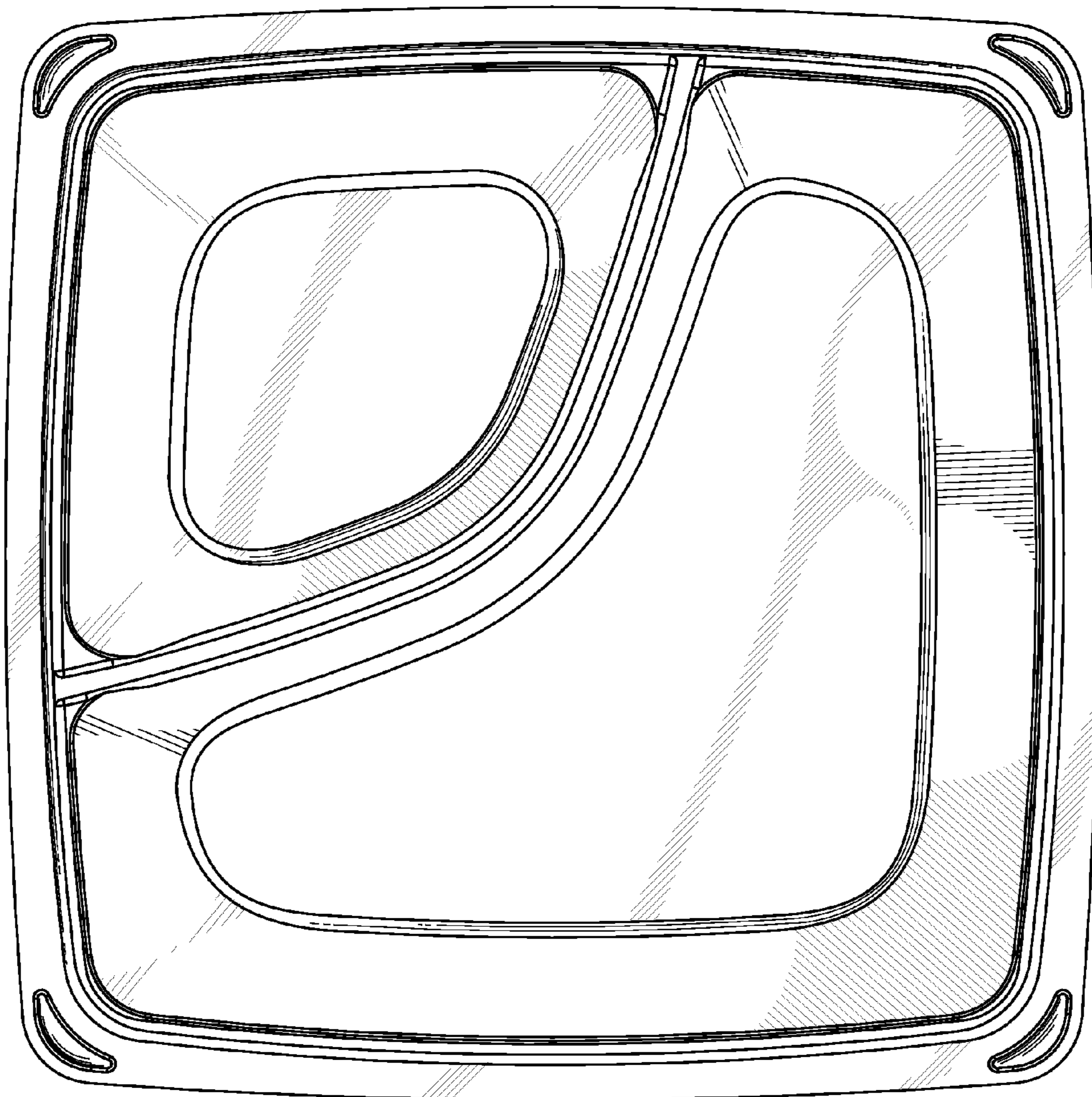


Fig. 4



Fig. 5

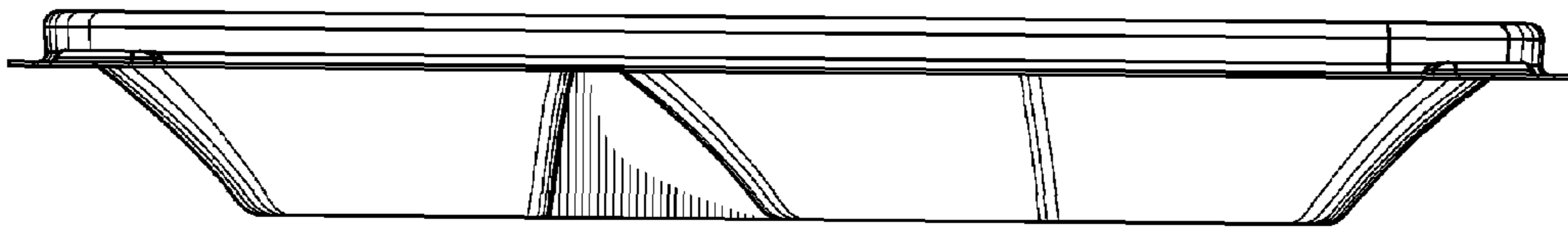


Fig. 6

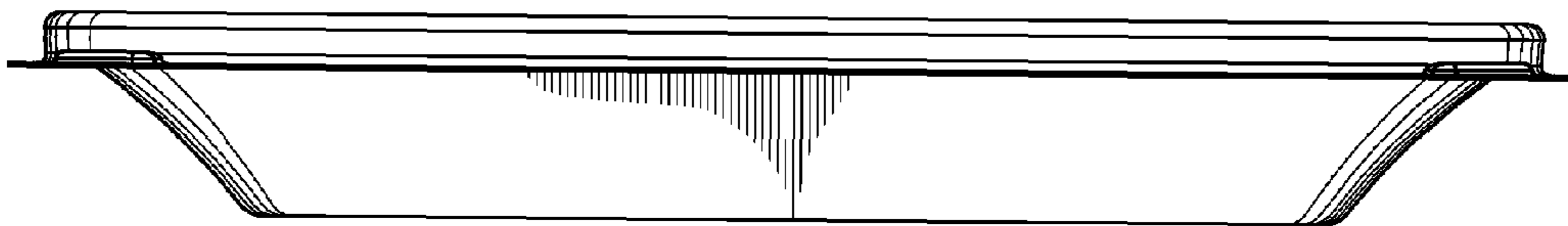


Fig. 7

