



US00D573375S

(12) **United States Design Patent**
Kreiss

(10) **Patent No.:** **US D573,375 S**
(45) **Date of Patent:** **** Jul. 22, 2008**

(54) **TABLE**

D446,054 S * 8/2001 Jeup D6/486
D477,936 S * 8/2003 Berry et al. D6/486
D502,618 S * 3/2005 O'Hare D6/486

(75) Inventor: **Michael Kreiss**, San Diego, CA (US)

* cited by examiner

(73) Assignee: **Kreiss Enterprises, Inc.**, San Diego, CA (US)

Primary Examiner—Janice E Seeger

(**) Term: **14 Years**

(74) *Attorney, Agent, or Firm*—Kleinberg & Lerner, LLP; Marvin H. Kleinberg

(21) Appl. No.: **29/295,246**

(57) **CLAIM**

(22) Filed: **Sep. 24, 2007**

The ornamental design for a table, as shown and described.

(51) **LOC (8) Cl.** **06-03**

DESCRIPTION

(52) **U.S. Cl.** **D6/486**

FIG. 1 is a perspective view of the table of the present invention;

(58) **Field of Classification Search** D6/480–489, D6/495–499, 429–431, 451, 452; 108/150, 108/50.01, 50.02, 152, 153.1, 155, 156, 157.1; 248/188, 188.1, 188.7, 188.8, 188.9

FIG. 2 is a front view of the table of FIG. 1;

FIG. 3 is a top view of the table of FIG. 1; and,

See application file for complete search history.

FIG. 4 is a bottom view of the table of FIG. 1.


The table of the present invention is symmetrical about a longitudinal axis and the rear, left and right side views are identical.

(56) **References Cited**

U.S. PATENT DOCUMENTS

D376,935 S * 12/1996 Nourse D6/486
D440,081 S * 4/2001 Jeup D6/486

1 Claim, 4 Drawing Sheets






FIG. 1

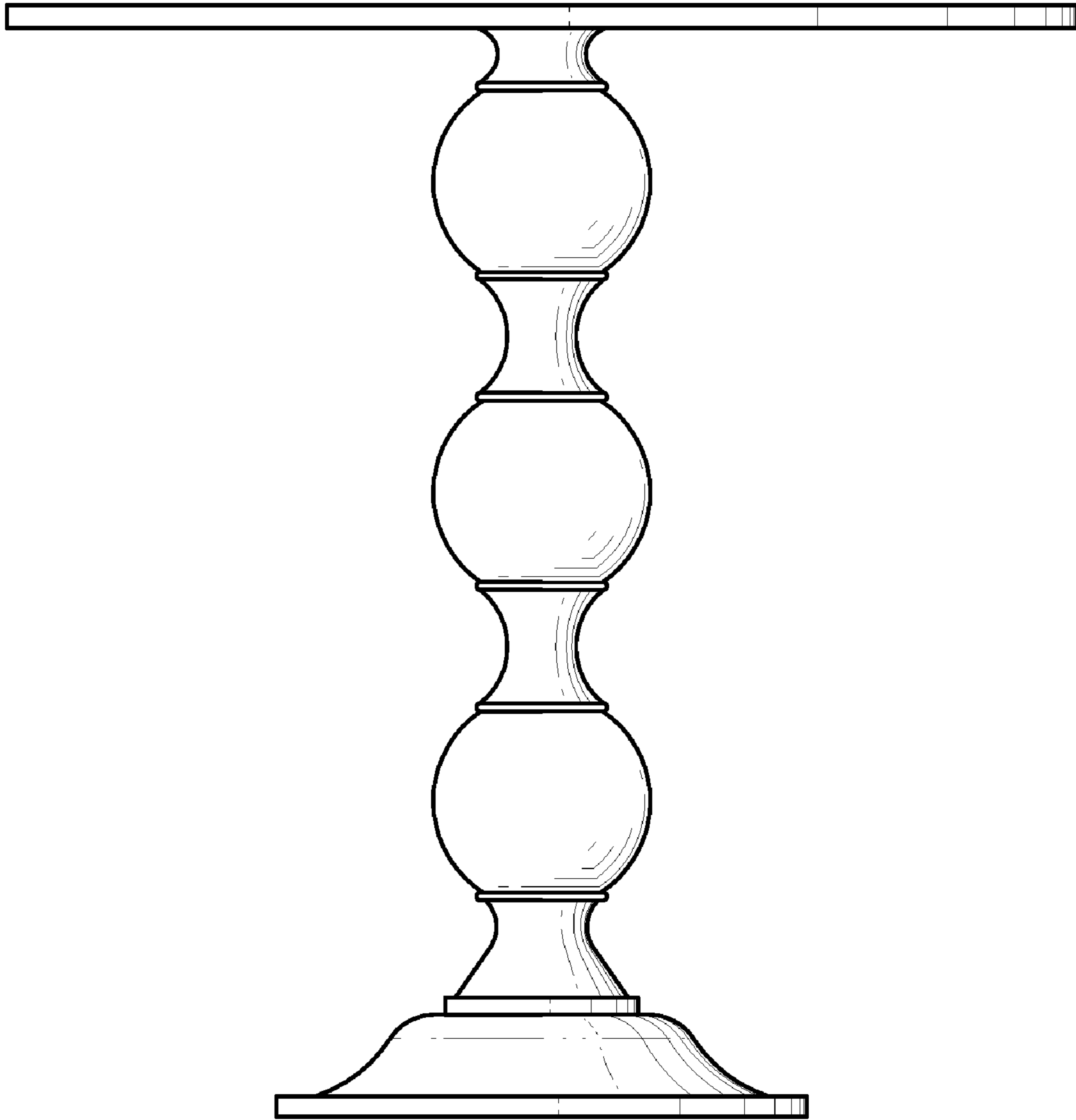


FIG. 2

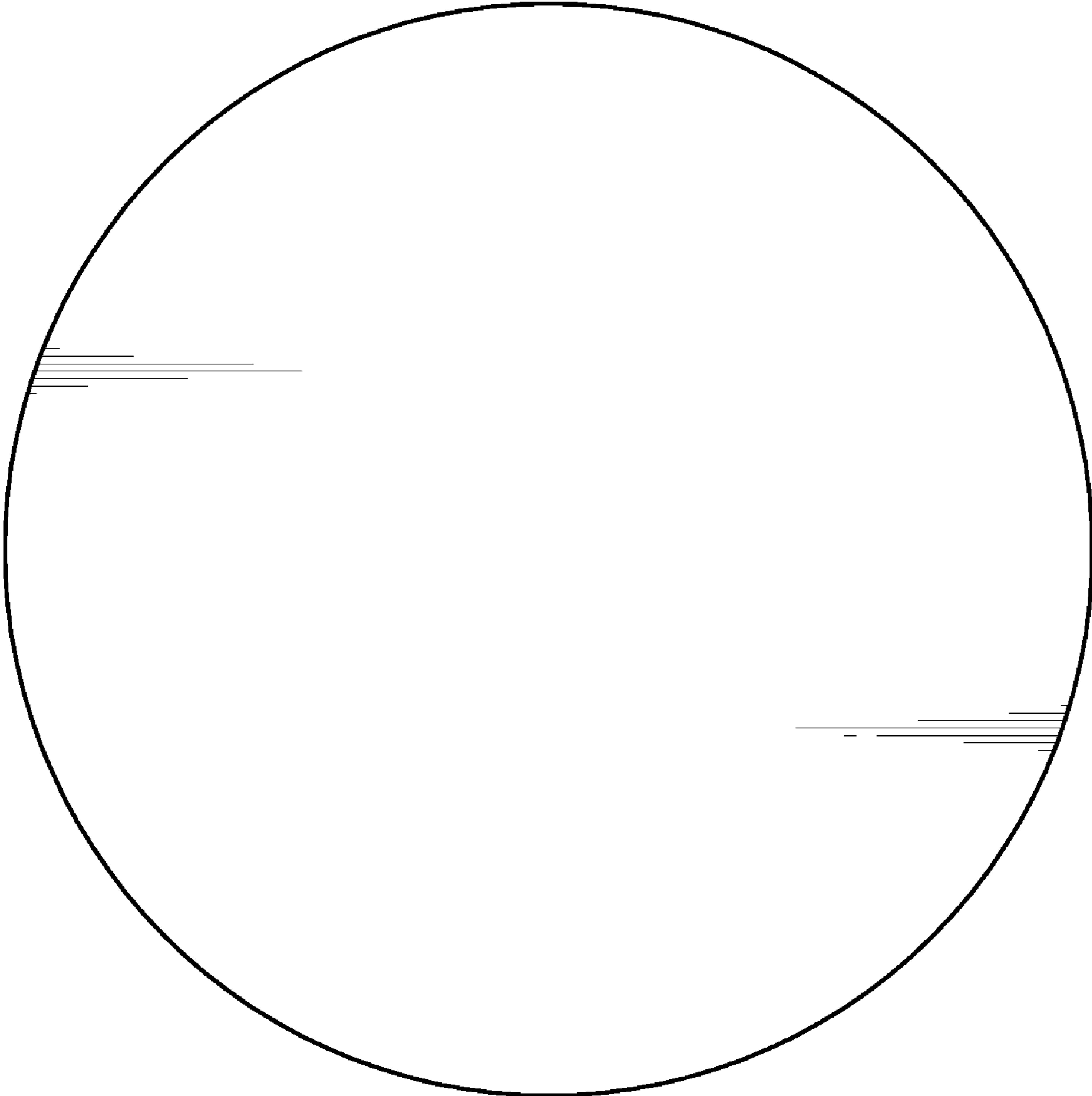


FIG. 3

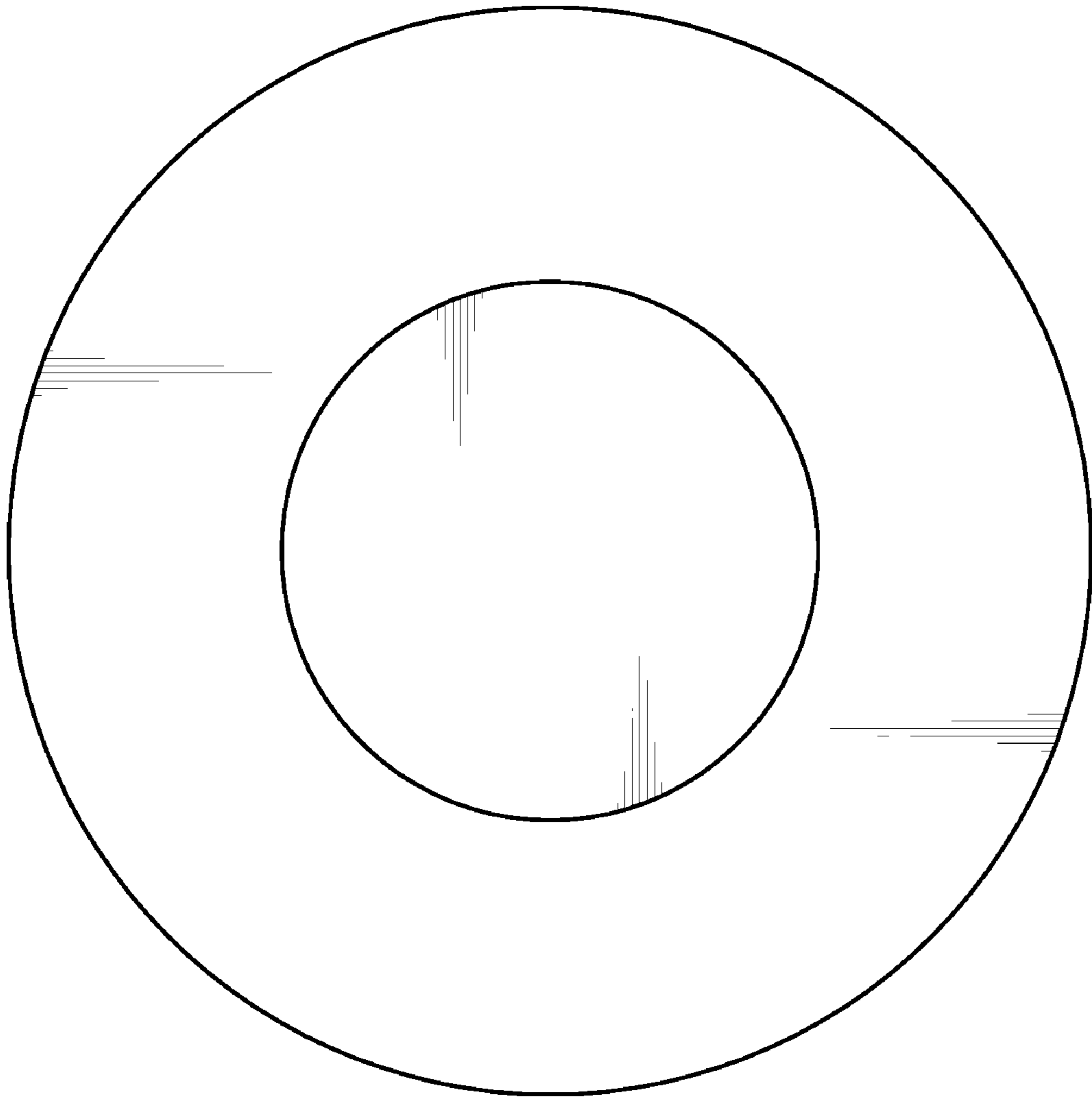


FIG. 4