



US00D573364S

(12) **United States Design Patent**
Johnson

(10) **Patent No.:** **US D573,364 S**
(45) **Date of Patent:** **** Jul. 22, 2008**

(54) **LAPBOARD FOR A WHEELCHAIR**

D457,111 S * 5/2002 Galleguillos D12/133
7,096,797 B2 * 8/2006 Sharpe et al. 108/43
7,240,623 B2 * 7/2007 Jarke et al. 108/43

(76) Inventor: **Kenneth L Johnson**, 16600 25th Ave.
NE., Apartment 145, Marysville, WA
(US) 98271

* cited by examiner

(**) Term: **14 Years**

Primary Examiner—Charles A Rademaker
(74) *Attorney, Agent, or Firm*—Richard C. Litman

(21) Appl. No.: **29/290,682**

(57) **CLAIM**

(22) Filed: **Jan. 3, 2008**

The ornamental design for a lapboard for a wheelchair, as shown and described.

(51) **LOC (8) Cl.** **07-01**

(52) **U.S. Cl.** **D6/406.3; D12/133**

(58) **Field of Classification Search** D6/406.1,
D6/406.6, 406.5; D14/457; D19/92; 220/574,
220/575, 657, 506; 108/43, 42, 50.16, 166,
108/167, 136; D12/133

See application file for complete search history.

DESCRIPTION

FIG. 1 is a front perspective view of a lapboard for a Wheelchair showing my new design;

FIG. 2 is a front elevational view thereof;

FIG. 3 is a right side elevational view with the left side being a mirror image thereof;

FIG. 4 is a rear elevational view thereof;

FIG. 5 is a top plan view thereof; and,

FIG. 6 is a bottom view thereof.

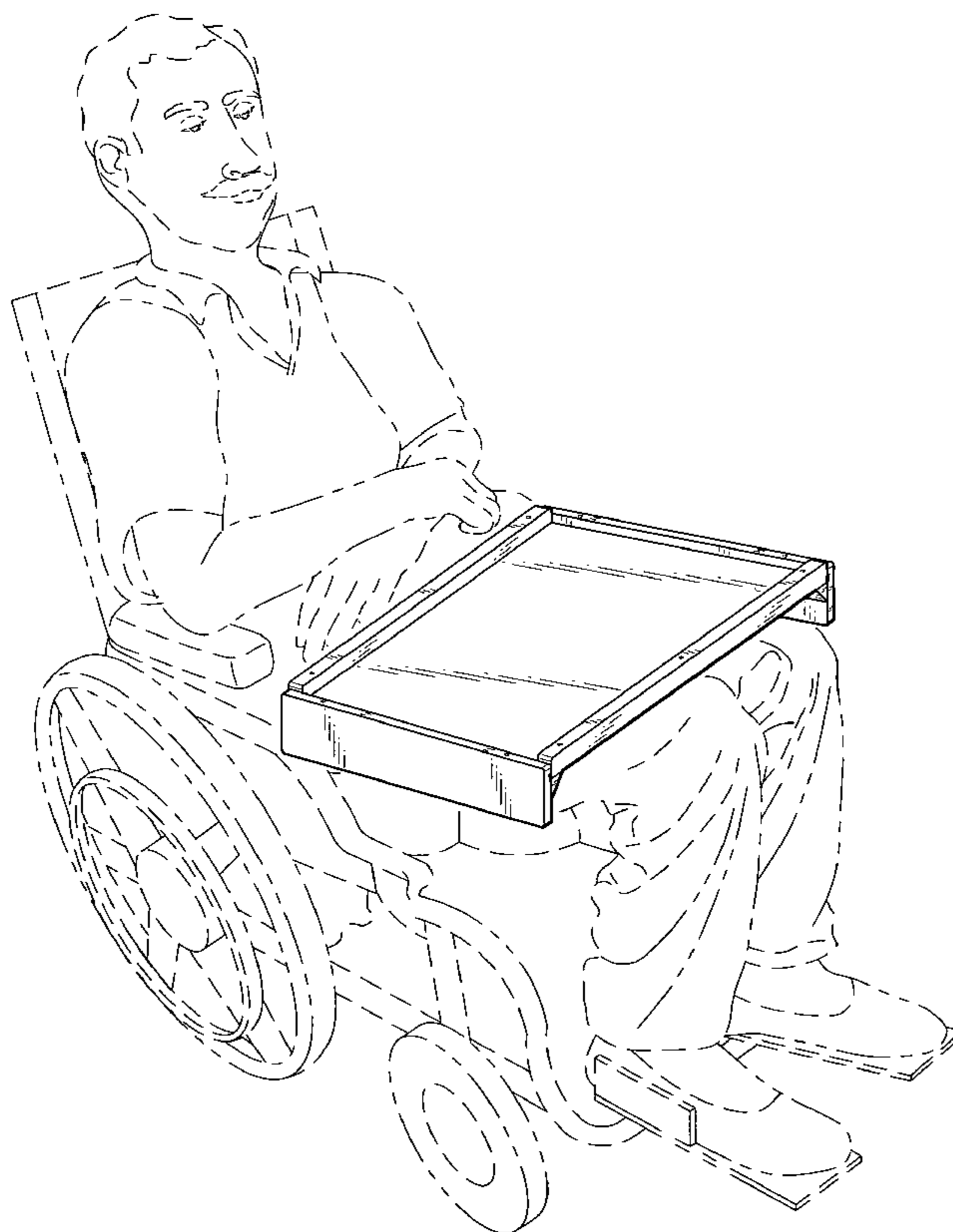
The broken line showing of the human figure and a wheelchair in FIG. 1 is included for the purpose of illustrating environment and forms no part of the claimed design. The broken line showing of screw type members in FIGS. 1, 5 and 6 represent environmental structure and form no part of the claim.

(56) **References Cited**

U.S. PATENT DOCUMENTS

| | | | | |
|-----------|-----|---------|-------------------|-----------|
| 600,691 | A * | 3/1898 | Hock et al. | 108/167 |
| D67,394 | S * | 5/1925 | Cornwell | D6/406.6 |
| 3,170,416 | A * | 2/1965 | Gerlich | 108/42 |
| 3,232,251 | A * | 2/1966 | Hughes | 108/50.16 |
| D281,555 | S * | 12/1985 | Levy | D6/406.6 |
| 5,255,612 | A | 10/1993 | Anderson | |
| D347,360 | S * | 5/1994 | Wheeler | D7/552.2 |
| D404,219 | S * | 1/1999 | Patterson | D6/406.6 |
| D411,388 | S * | 6/1999 | Sacco et al. | D6/406.6 |
| D422,539 | S * | 4/2000 | Jacobson | D12/133 |

1 Claim, 4 Drawing Sheets



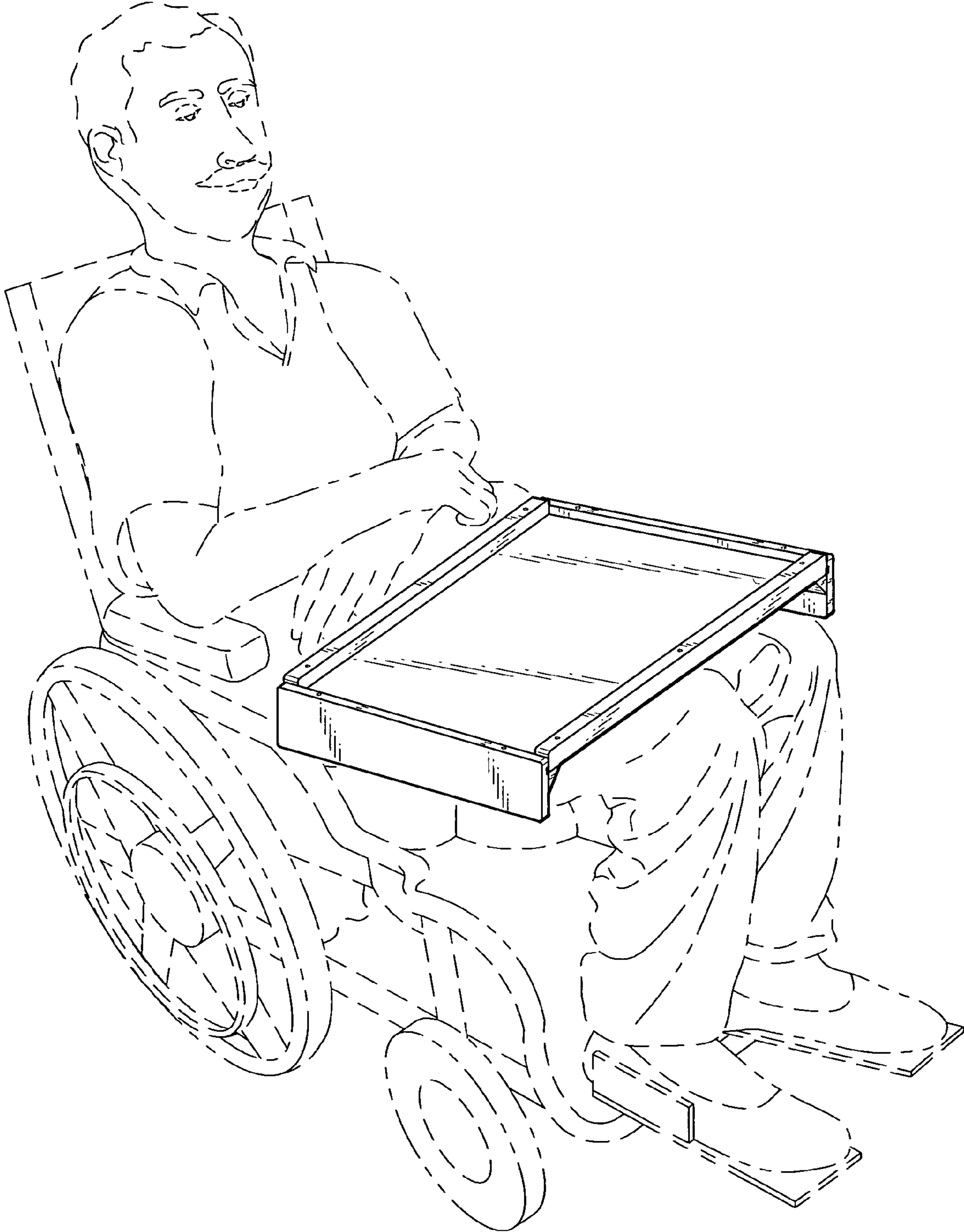


Fig. 1




Fig. 2




Fig. 3

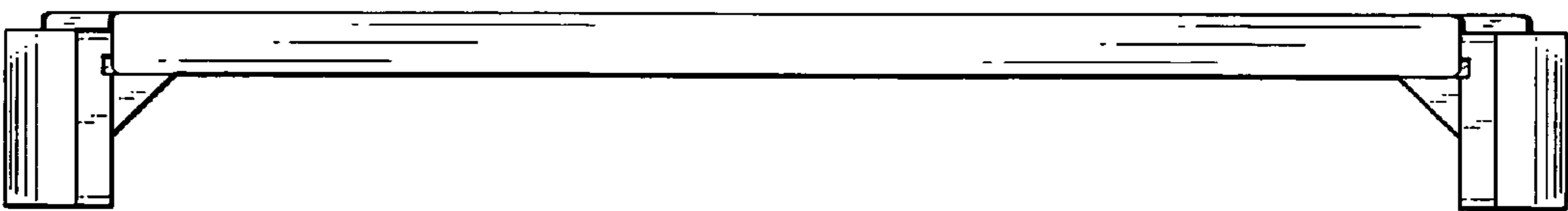


Fig. 4

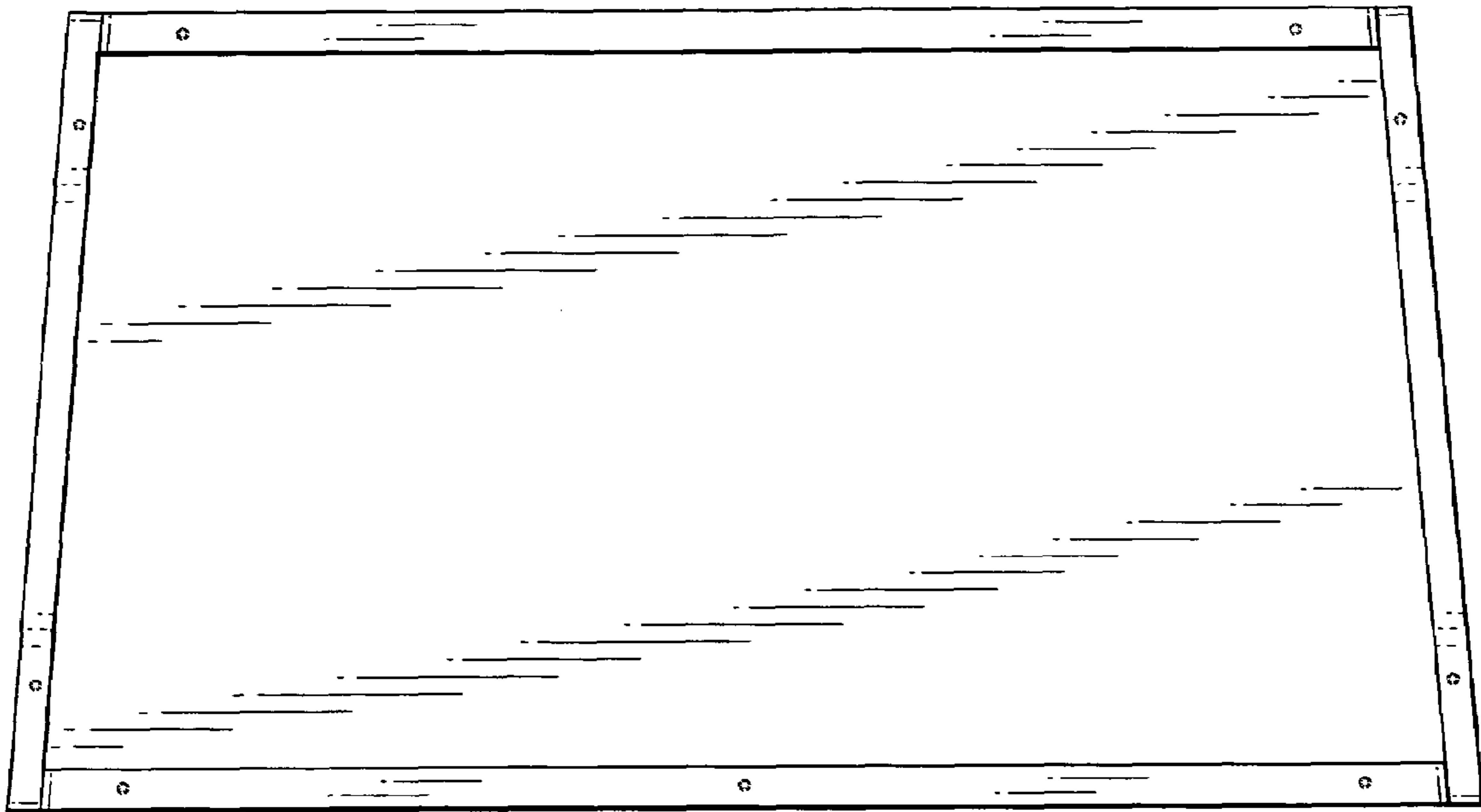


Fig. 5



Fig. 6