



US00D573363S

(12) **United States Design Patent**
Pillet

(10) **Patent No.:** **US D573,363 S**
(45) **Date of Patent:** **** Jul. 22, 2008**

(54) **CHAIR**

(75) Inventor: **Christophe Pillet**, Paris (FR)

(73) Assignee: **EMU Group S.p.A.**, Marsciano (PG)
(IT)

(**) Term: **14 Years**

(21) Appl. No.: **29/295,521**

(22) Filed: **Sep. 29, 2007**

(30) **Foreign Application Priority Data**

Mar. 30, 2007 (EM) 000699293-0006

(51) **LOC (8) Cl.** **06-01**

(52) **U.S. Cl.** **D6/376; D6/375**

(58) **Field of Classification Search** D6/334-336,
D6/369, 370, 372, 373, 374, 375, 376, 379,
D6/380, 499, 500-502; 297/239, 445.1,
297/446.1, 452.1, 452.12, 452.2, 452.46,
297/452.56, 452.64

See application file for complete search history.

(56) **References Cited**

U.S. PATENT DOCUMENTS

D166,397 S * 4/1952 Komai D6/375

D175,802 S * 10/1955 Sherman D6/375
D182,790 S * 5/1958 Cohen D6/375
D192,029 S * 1/1962 Avedon et al. D6/375
4,062,590 A * 12/1977 Polsky et al. 297/452.56
D549,480 S * 8/2007 Rech D6/376

* cited by examiner

Primary Examiner—Mimosa De

(74) *Attorney, Agent, or Firm*—Themis Intellectual Property
Counsel

(57) **CLAIM**

The ornamental design for a chair, as shown and described.

DESCRIPTION

FIG. 1 is a front perspective view of a chair showing my new
design;

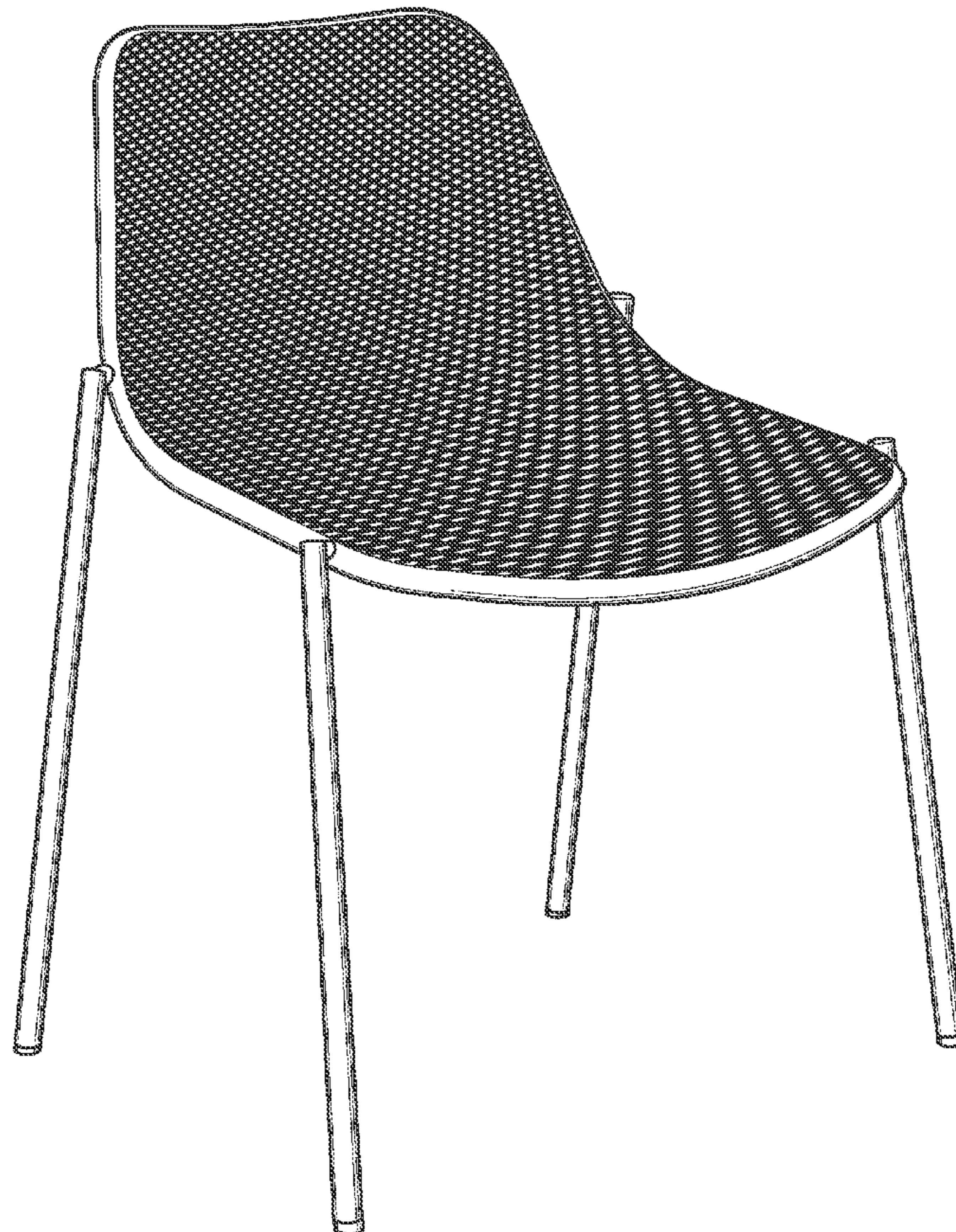
FIG. 2 is a front elevational view thereof;

FIG. 3 is a left side elevational view thereof, the right side
being a mirror image;

FIG. 4 is rear elevational view thereof; and,

FIG. 5 is a top plan view thereof.

1 Claim, 5 Drawing Sheets



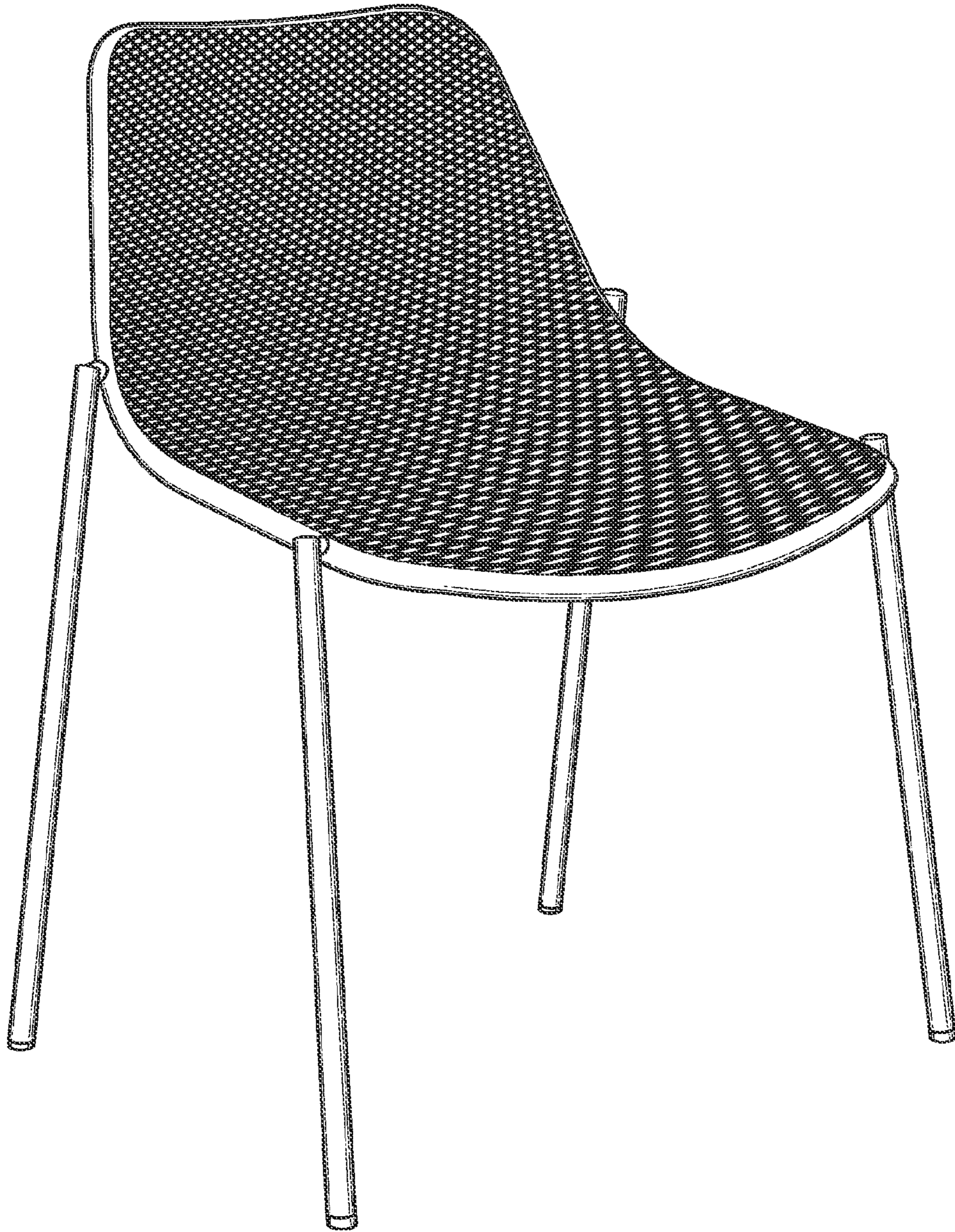


FIG. 1

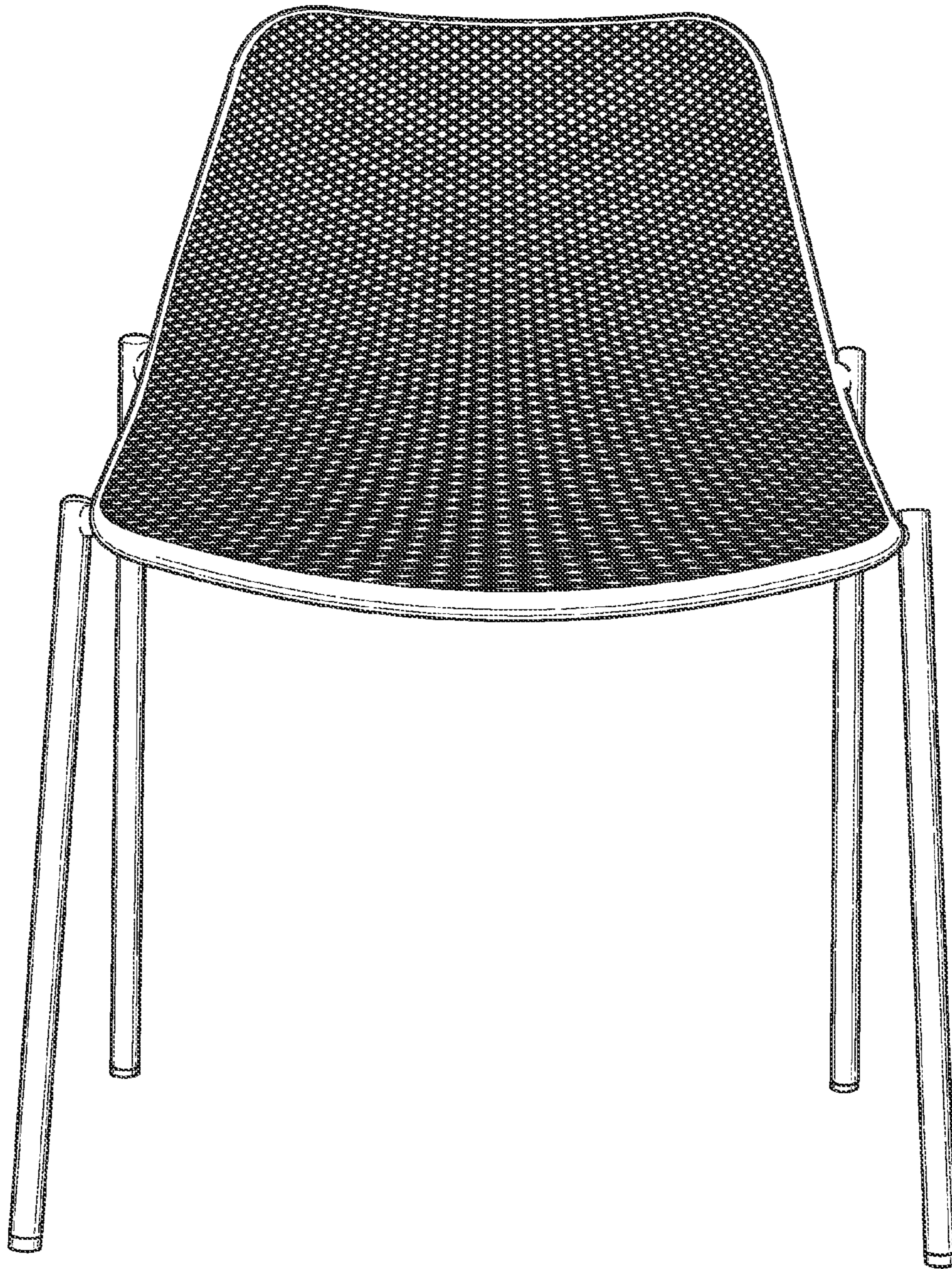


FIG. 2

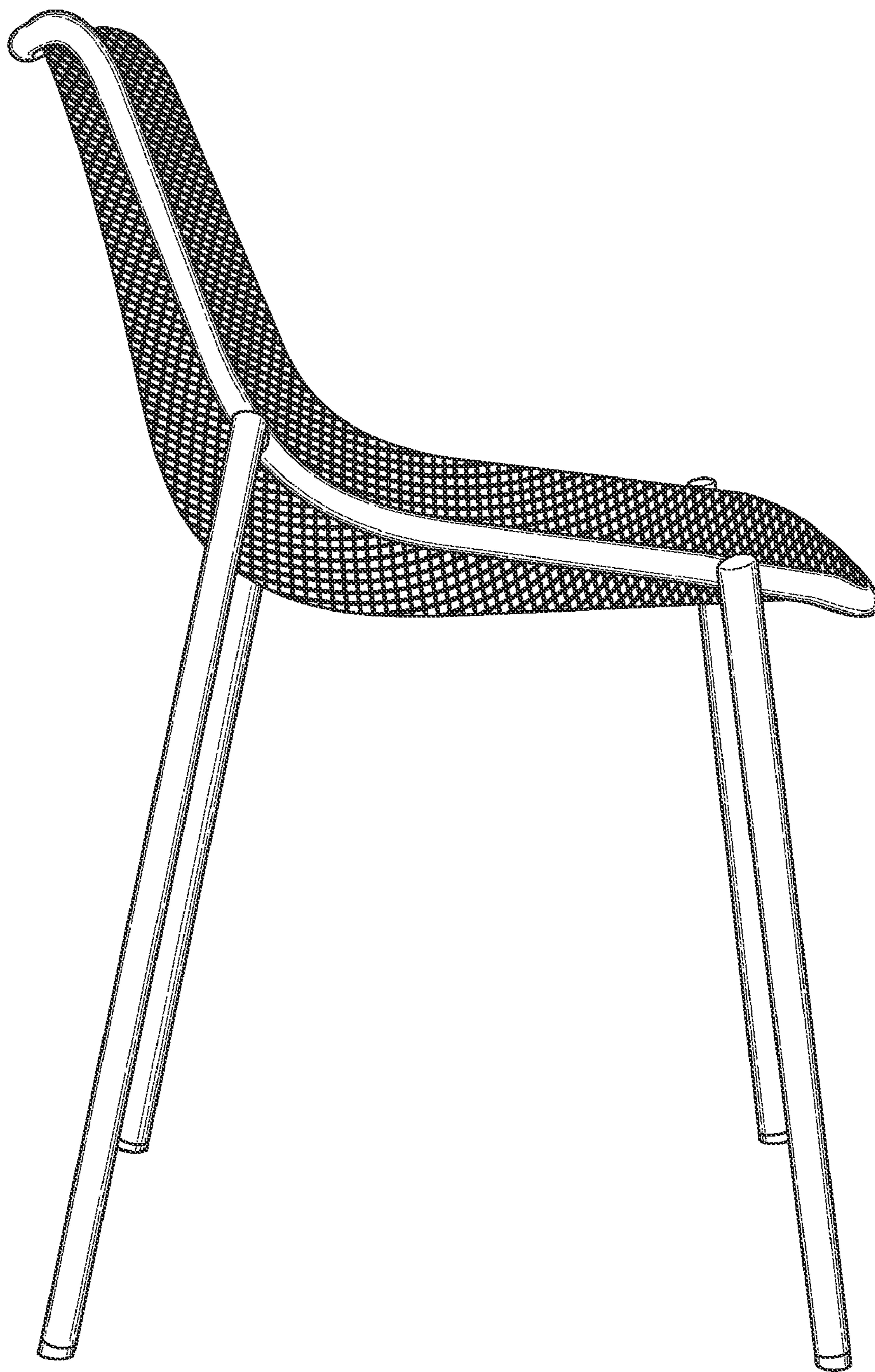


FIG. 3



FIG. 4




FIG. 5