



US00D573352S

(12) **United States Design Patent**
Sollars, Jr.

(10) **Patent No.:** **US D573,352 S**

(45) **Date of Patent:** **** *Jul. 22, 2008**

(54) **INFLATABLE AIRBAG WITH CLOSELY SPACED JOINTS**

(75) Inventor: **John A. Sollars, Jr.**, LaGrange, GA (US)

(73) Assignee: **Milliken & Company**, Spartanburg, SC (US)

(**) Term: **14 Years**

(21) Appl. No.: **29/192,727**

(22) Filed: **Oct. 30, 2003**

Related U.S. Application Data

(63) Continuation-in-part of application No. 09/884,541, filed on Jun. 19, 2001, now Pat. No. 6,830,261, which is a continuation of application No. 09/213,568, filed on Dec. 17, 1998, now abandoned.

(51) **LOC (8) Cl.** **05-05**

(52) **U.S. Cl.** **D5/47**

(58) **Field of Classification Search** D5/1-3, D5/5, 7-8, 11, 13-16, 19-20, 23-28, 30, D5/32, 35-37, 39, 43, 45, 47, 49-50, 52-66, D5/99; D2/749, 994; D6/582-583, 595-596, D6/598, 608, 603-606, 613, 616, 617, 519, D6/622; 428/17-18, 151, 154, 156, 171, 428/187, 198, 199, 540, 542.2, 542.6, 919, 428/904.4; D24/124, 125, 126; D25/142, D25/152; 5/413 AM, 709; 162/134, 140, 162/109, 231; 156/148, 209; 280/743.1
See application file for complete search history.

(56) **References Cited**

U.S. PATENT DOCUMENTS

D25,016 S * 12/1895 Pepper et al. D5/47
1,066,256 A * 7/1913 Curran D2/749
1,802,337 A * 4/1931 Decker et al. D5/47
2,052,088 A * 8/1936 Drumheller D5/47
RE22,925 E * 10/1947 Rasero D5/50
2,842,472 A * 7/1958 Hartstein 428/198

3,377,224 A * 4/1968 Gresham et al. 156/209
3,731,949 A 5/1973 Radke 280/743.1
3,774,662 A * 11/1973 Neville et al. 156/148
3,792,873 A 2/1974 Buchner et al. 280/743.1
3,979,536 A * 9/1976 Neville et al. 428/156
3,991,249 A 11/1976 Yamashita et al. 428/35.5
5,011,183 A 4/1991 Thornton et al. 280/743.1
5,094,477 A 3/1992 Togawa 280/743
5,098,125 A 3/1992 Thornton et al. 280/743.1
5,259,645 A 11/1993 Hirabayashi et al. 280/743.1
5,336,538 A 8/1994 Kitamura 428/35.5
5,533,755 A 7/1996 Nelsen et al. 280/743.1
5,651,395 A 7/1997 Graham et al. 139/390
5,685,347 A 11/1997 Graham et al. 139/390

(Continued)

FOREIGN PATENT DOCUMENTS

DE 41 34 995 C1 3/1993

(Continued)

Primary Examiner—T. Chase Nelson

(74) *Attorney, Agent, or Firm*—Terry T. Moyer; John E. Vick, Jr.

(57) **CLAIM**

The ornamental design for an inflatable airbag with closely spaced joints, as shown and described.

DESCRIPTION

FIG. 1 is a perspective view of a first embodiment of the invention;


FIG. 2 is a perspective view of a second embodiment of the invention;

FIG. 3 is a perspective view of a third embodiment of the invention;

FIG. 4 is a perspective view of a fourth embodiment of the invention; and,

FIG. 5 is a perspective view of a fifth embodiment of the invention.

1 Claim, 3 Drawing Sheets



US D573,352 S

Page 2

U.S. PATENT DOCUMENTS

5,707,711 A 1/1998 Kitamura 428/193
5,788,270 A 8/1998 HAland et al. 280/729
5,833,265 A 11/1998 Seymour 280/743.1
6,220,309 B1* 4/2001 Sollars, Jr. 280/743.1
6,309,731 B1* 10/2001 Takeuchi et al. 428/198
6,328,334 B1 12/2001 Kanuma 280/730.2
D473,383 S * 4/2003 Bruner et al. D5/47
D477,918 S * 8/2003 Bruner et al. D5/47
D477,919 S * 8/2003 Bruner et al. D5/47
D478,217 S * 8/2003 Bruner et al. D5/47
6,830,261 B2* 12/2004 Sollars, Jr. 280/743.1
6,830,801 B1* 12/2004 Kenmochi et al. 428/198
6,978,808 B2* 12/2005 Walsh et al. 280/743.1
D551,866 S * 10/2007 Javits Jr. D5/47
D553,365 S * 10/2007 Chen D5/47
D557,507 S * 12/2007 Davis D5/47
2001/0042980 A1* 11/2001 Sollars, Jr. 280/743.1

2003/0134094 A1* 7/2003 Zafiroglu et al. 428/198
2006/0068176 A1* 3/2006 Zafiroglu et al. 428/198
2006/0154545 A1* 7/2006 Tsotsis et al. 156/148
2007/0007756 A1* 1/2007 Okuno et al. 280/743.1
2007/0113956 A1* 5/2007 Schwartz et al. 156/148
2008/0042413 A1* 2/2008 Coleman et al. 280/743.1

FOREIGN PATENT DOCUMENTS

DE 297 09 389 11/1997
EP 0 458 838 12/1991
GB 2 297 950 8/1996
JP 50-145875 12/1975
JP 2-204151 8/1990
JP 3-16850 1/1991
JP 3-16852 1/1991
JP 3-197254 8/1991

* cited by examiner




FIG. -1-




FIG. -2-




FIG. -3-




FIG. -4-




FIG. -5-