



US00D573345S

(12) **United States Design Patent**  
**Yuson**

(10) **Patent No.:** **US D573,345 S**

(45) **Date of Patent:** **\*\* Jul. 22, 2008**

(54) **HANDBAG**

D492,581 S \* 7/2004 Fahy et al. .... D8/378  
D518,960 S \* 4/2006 Gonzalez ..... D3/322

(75) Inventor: **Marlin Yuson**, Paris (FR)

**OTHER PUBLICATIONS**

(73) Assignee: **Cartier Creation Studio SA**, Geneva (CH)

<http://www.cartier.com/en> Mar. 11, 2008.\*  
[http://www.saksfifthavenue.com/main/ProductDetail.jsp?PRODUCT%3C%Eprd\\_id=845524446171267](http://www.saksfifthavenue.com/main/ProductDetail.jsp?PRODUCT%3C%Eprd_id=845524446171267) Mar. 11, 2008.\*  
[http://www.allthingstrendy.com/catalog/product\\_info.php?cPath=49&products\\_id=1449](http://www.allthingstrendy.com/catalog/product_info.php?cPath=49&products_id=1449) Mar. 11, 2008.\*

(\*\*) Term: **14 Years**

\* cited by examiner

(21) Appl. No.: **29/262,716**

(22) Filed: **Jul. 10, 2006**

*Primary Examiner*—Louis S Zarfaz

*Assistant Examiner*—Kathleen M Sims

(30) **Foreign Application Priority Data**

(74) *Attorney, Agent, or Firm*—Kalow & Springut, LLP

Jan. 17, 2006 (EM) ..... 000464706-0002

(51) **LOC (8) Cl.** ..... **03-01**

(52) **U.S. Cl.** ..... **D3/322**

(58) **Field of Classification Search** ..... D3/226,  
D3/232, 234, 242–246, 318–319, 321–328,  
D3/304; 150/100, 107, 111–112, 117–118,  
150/130, 900; 190/100, 109, 119; 383/38,  
383/907; D5/63, 66

See application file for complete search history.

(56) **References Cited**

**U.S. PATENT DOCUMENTS**

D43,939 S \* 4/1913 Reis ..... D5/66  
D44,134 S \* 6/1913 Reis ..... D5/66  
D44,136 S \* 6/1913 Reis ..... D5/66  
D44,141 S \* 6/1913 Reis ..... D5/66  
D71,580 S \* 12/1926 Goldman ..... D5/63  
D131,495 S \* 3/1942 Schwarber ..... D5/63  
D136,132 S \* 8/1943 Baar ..... D5/63  
D161,362 S \* 12/1950 Nessimoff ..... D3/243  
D168,540 S \* 1/1953 Friedman ..... D5/66

(57) **CLAIM**

The ornamental design for a handbag, as shown and described.

**DESCRIPTION**

FIG. 1 is a perspective view of a handbag showing my new design;

FIG. 2 is a front view thereof.

FIG. 3 is a rear view thereof.

FIG. 4 is a right side view thereof.

FIG. 5 is a left side view thereof.

FIG. 6 is a top view thereof; and,

FIG. 7 is a bottom view thereof.

The broken line showing of a handbag and hardware in FIGS. 1–7 is included for the purpose of illustrating portions of the handbag and forms no part of the claimed design.

**1 Claim, 5 Drawing Sheets**

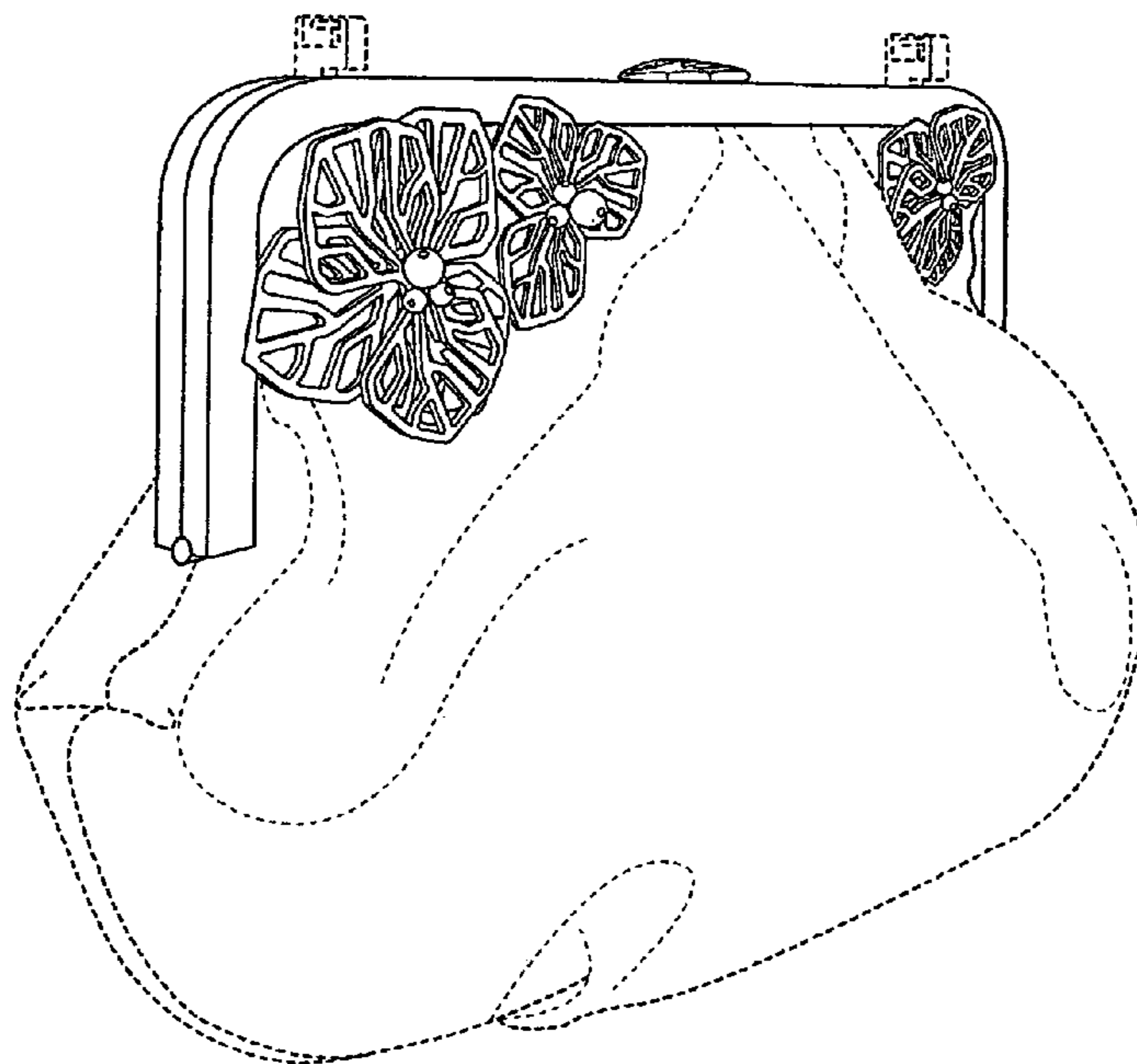


Fig. 1

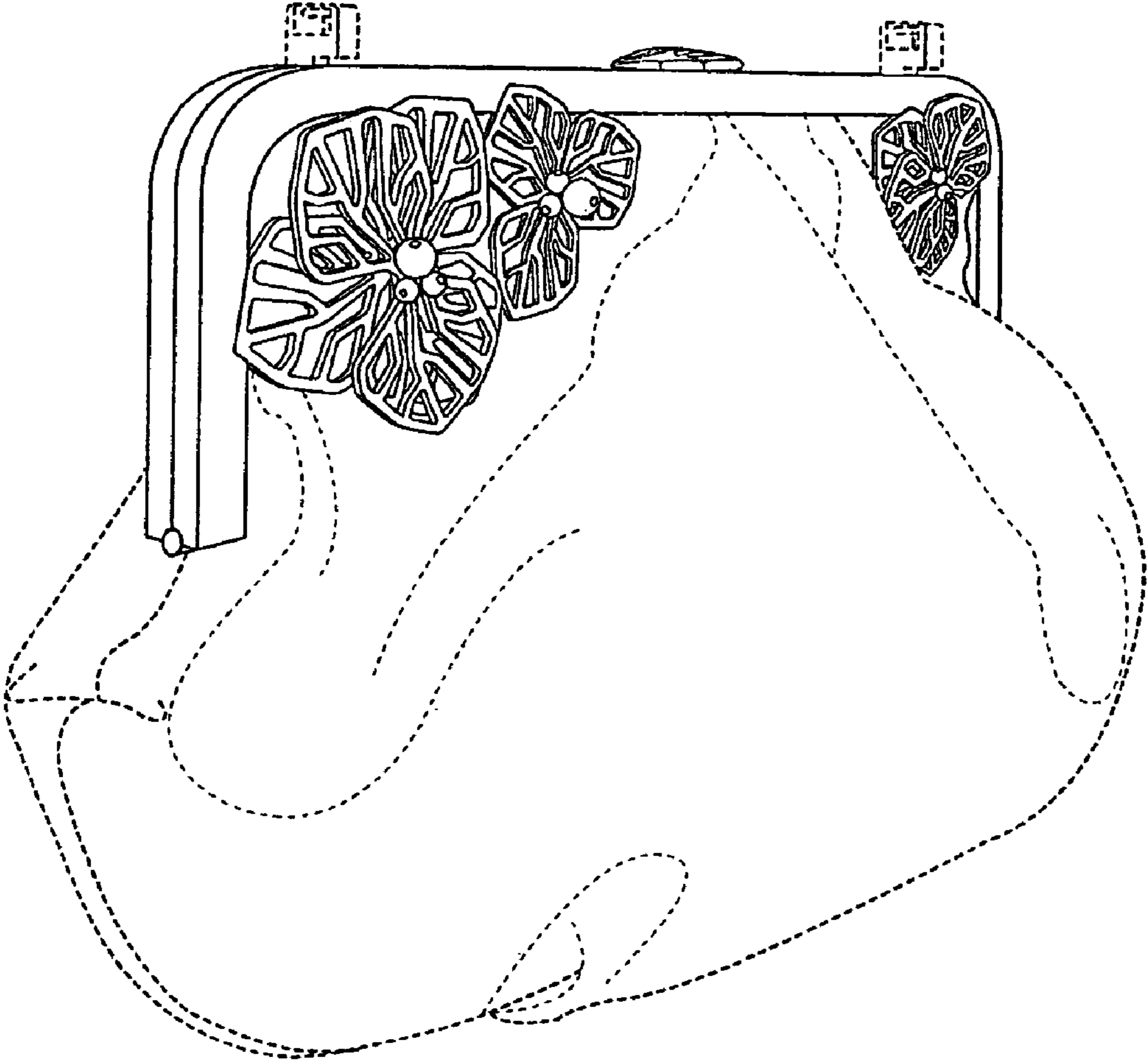


Fig. 2

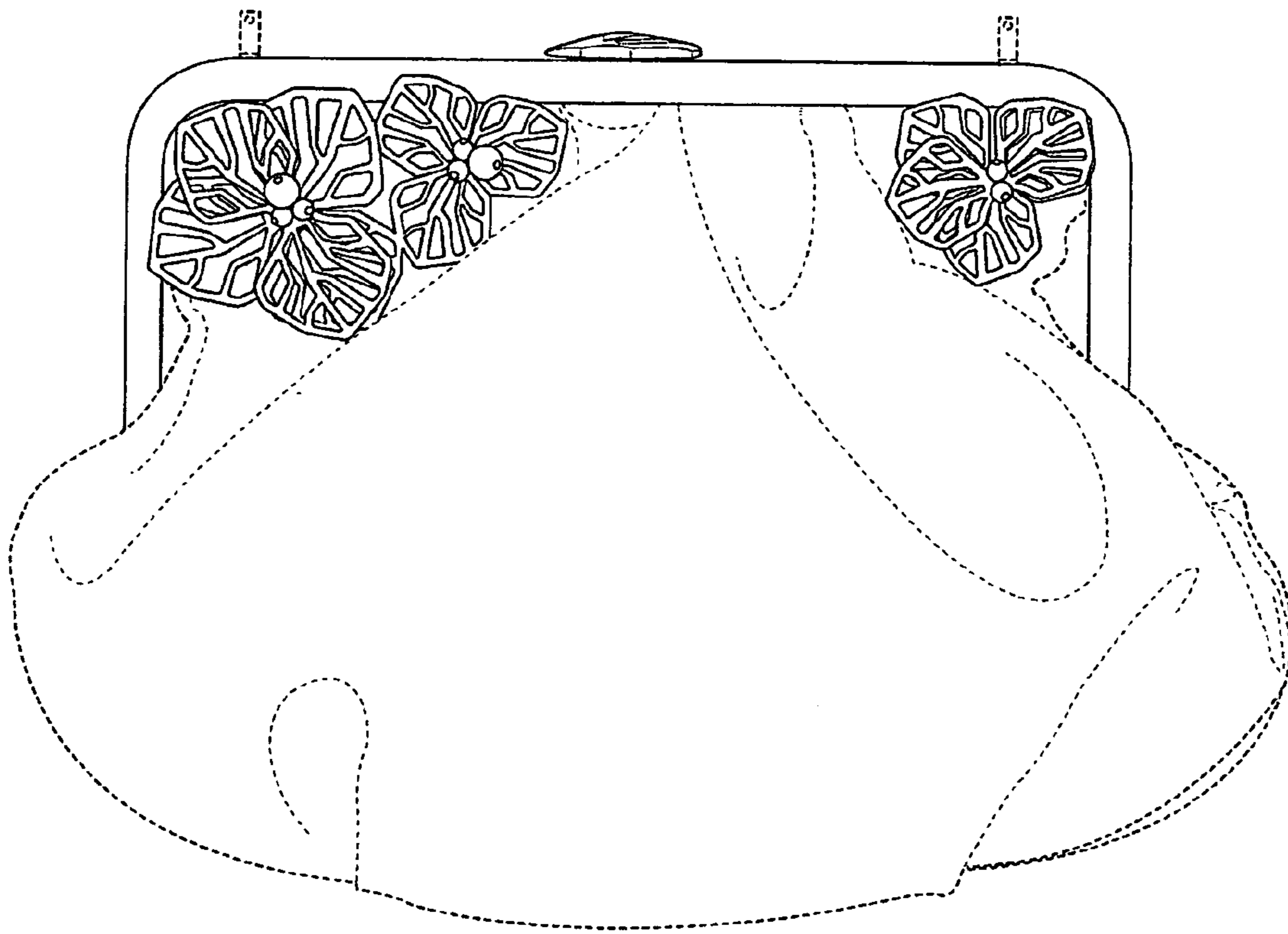


Fig. 3

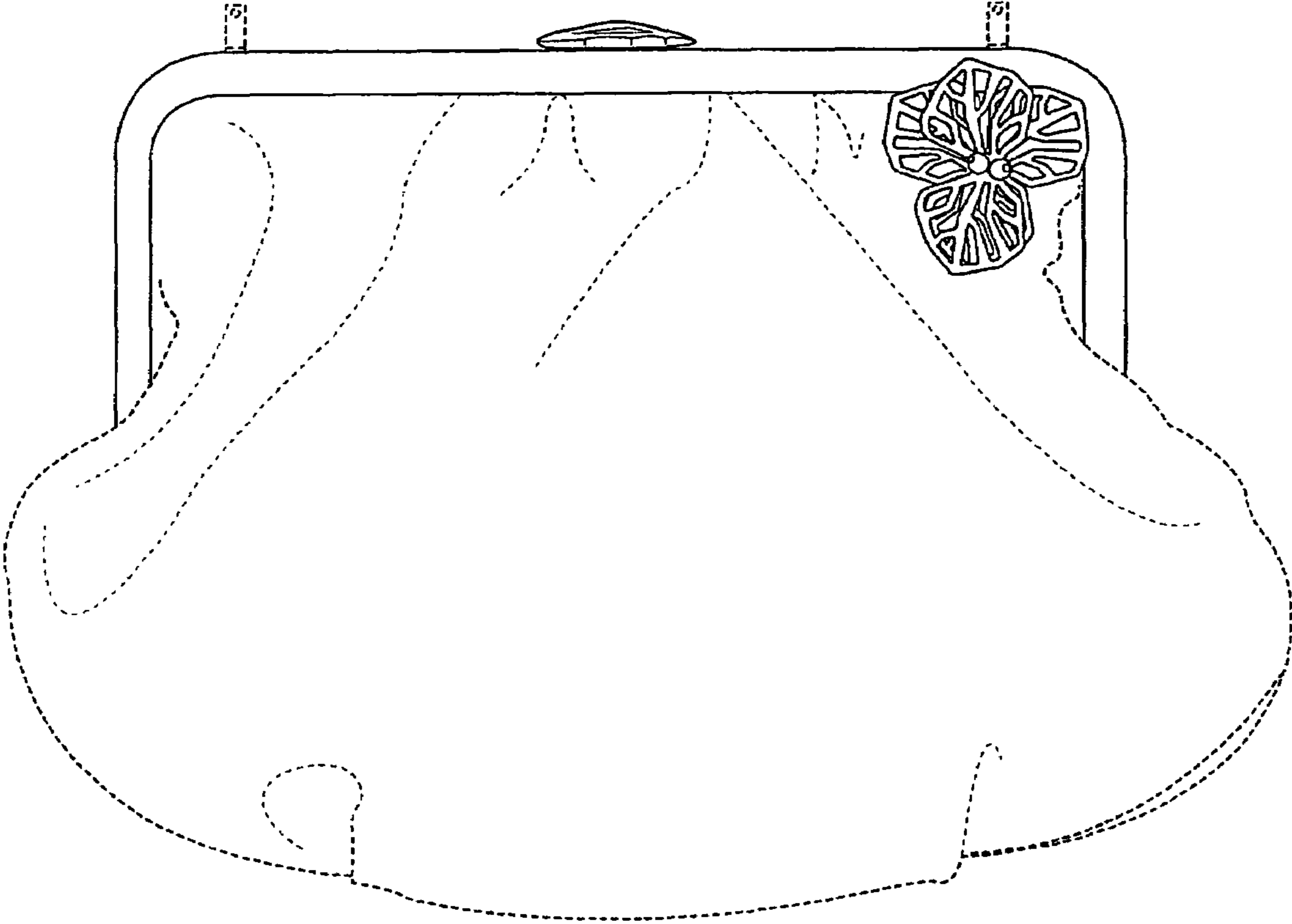


Fig. 4

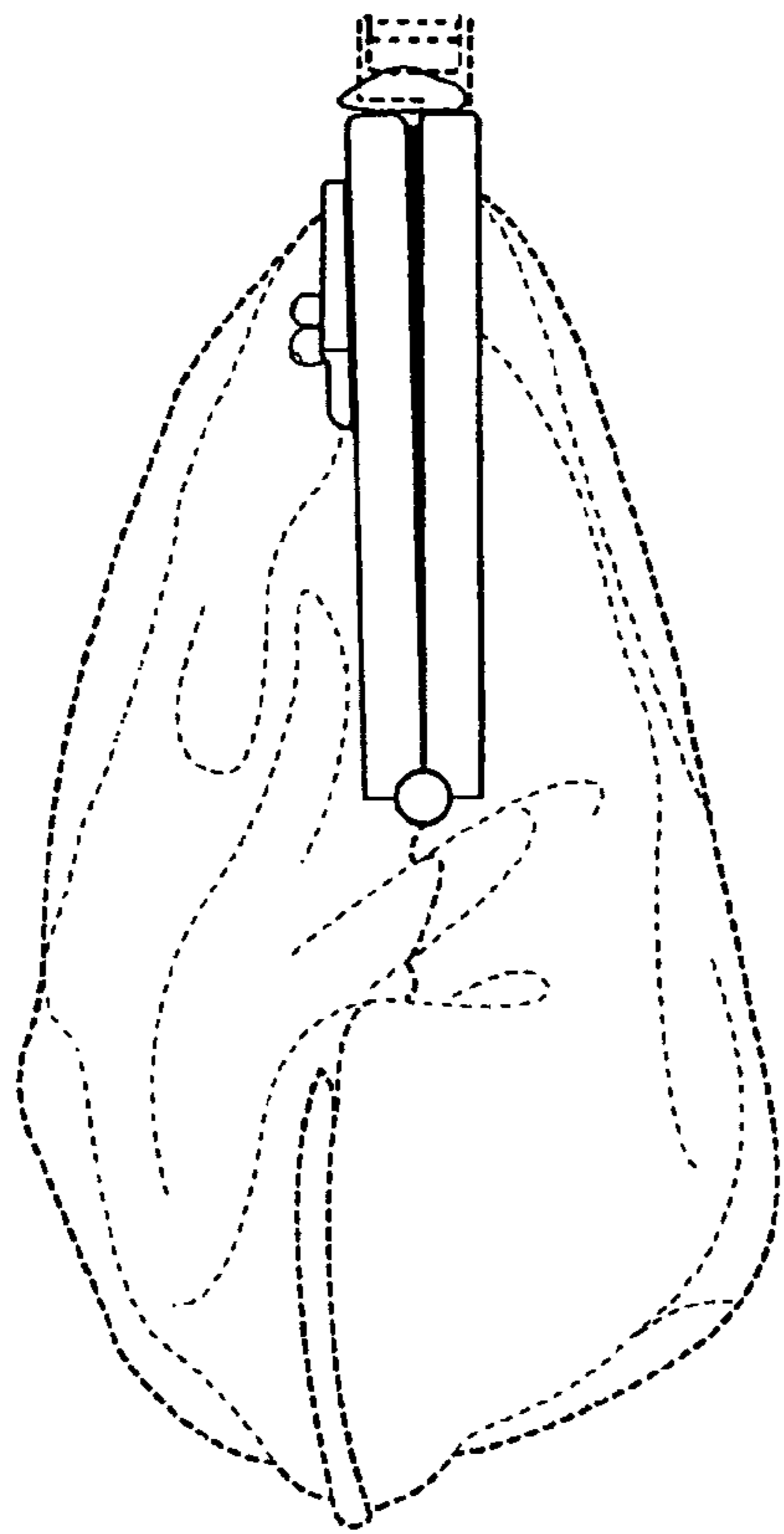


Fig. 5

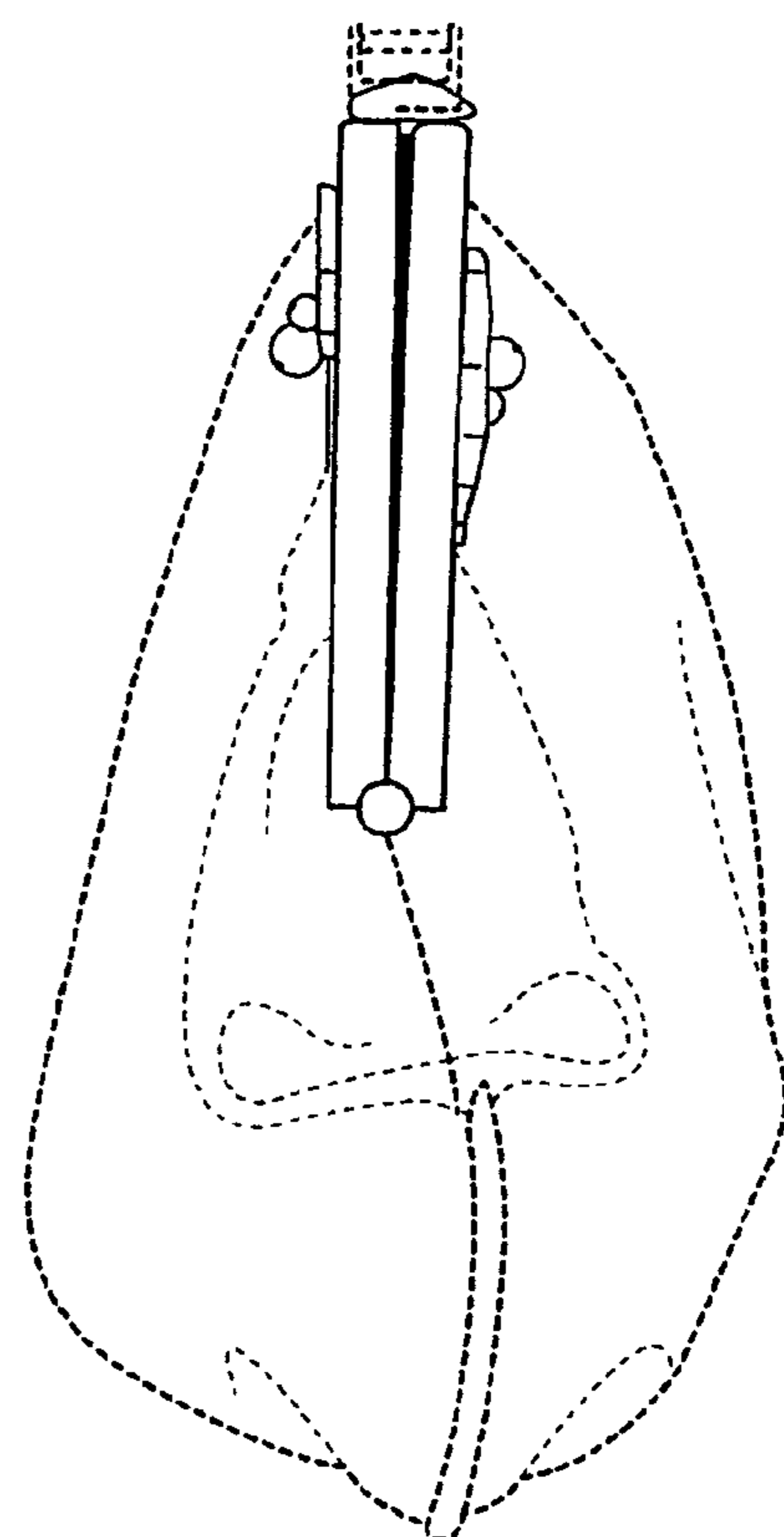


Fig. 6


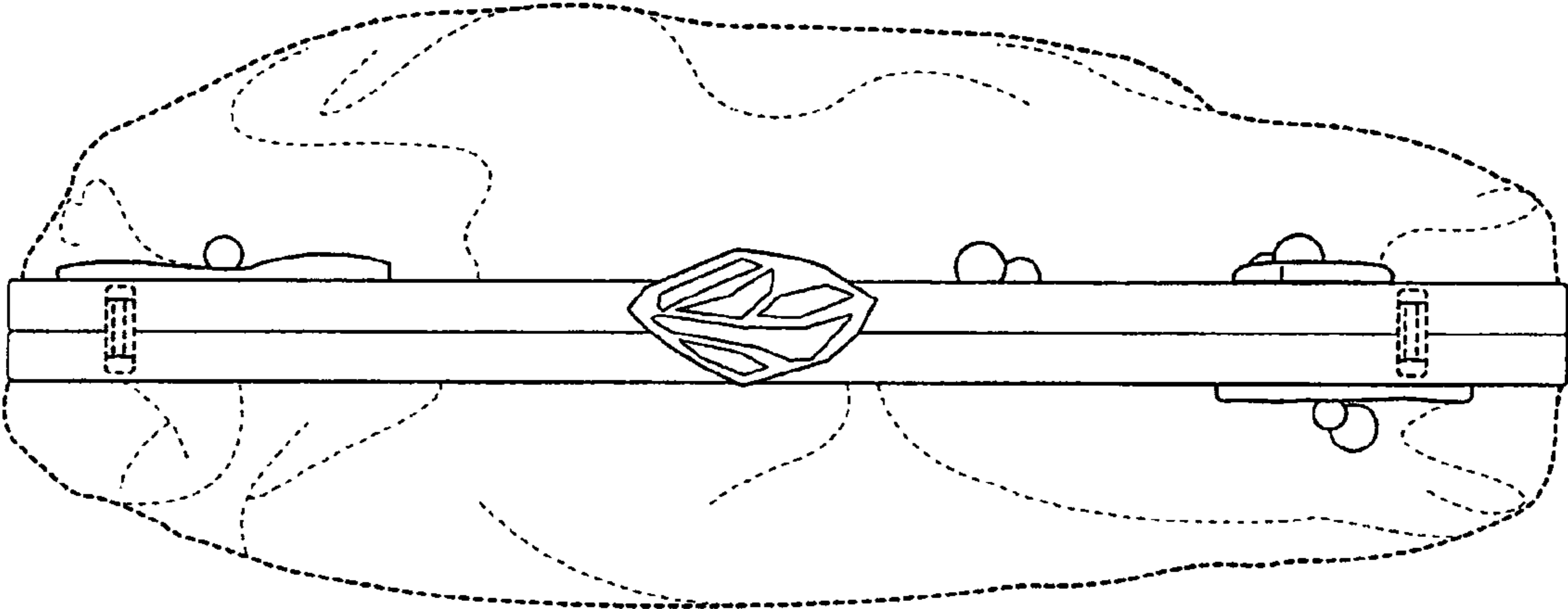


Fig. 7