



US00D573329S

(12) **United States Design Patent**  
**Loverin**

(10) **Patent No.:** **US D573,329 S**

(45) **Date of Patent:** **\*\* Jul. 22, 2008**

(54) **DECORATIVE ELEMENT FOR A SHOE**

D558,962 S \* 1/2008 Zimmerman ..... D2/946

(75) Inventor: **Marc R. Loverin**, Scituate, MA (US)

\* cited by examiner

(73) Assignee: **SRL, Inc.**, Wilmington, DE (US)

*Primary Examiner*—Dominic Simone

(74) *Attorney, Agent, or Firm*—Fish & Richardson P.C.

(\*\*) Term: **14 Years**

(57) **CLAIM**

(21) Appl. No.: **29/273,720**

The new, original, and ornamental design for a decorative element for a shoe, as shown and described.

(22) Filed: **Mar. 12, 2007**

**DESCRIPTION**

(51) **LOC (8) Cl.** ..... **02-99**

FIG. 1 is a perspective view of a decorative element for a shoe, showing my new design

(52) **U.S. Cl.** ..... **D2/946; D2/976**

FIG. 2 is a top plan view thereof;

(58) **Field of Classification Search** ..... D2/946,  
D2/976; 36/136

FIG. 3 is a front elevational view thereof, the rear elevational view being the same as the front elevational view; and,

See application file for complete search history.

FIG. 4 is a right side elevational view thereof, the left side elevational view being the same as the right side elevational view.

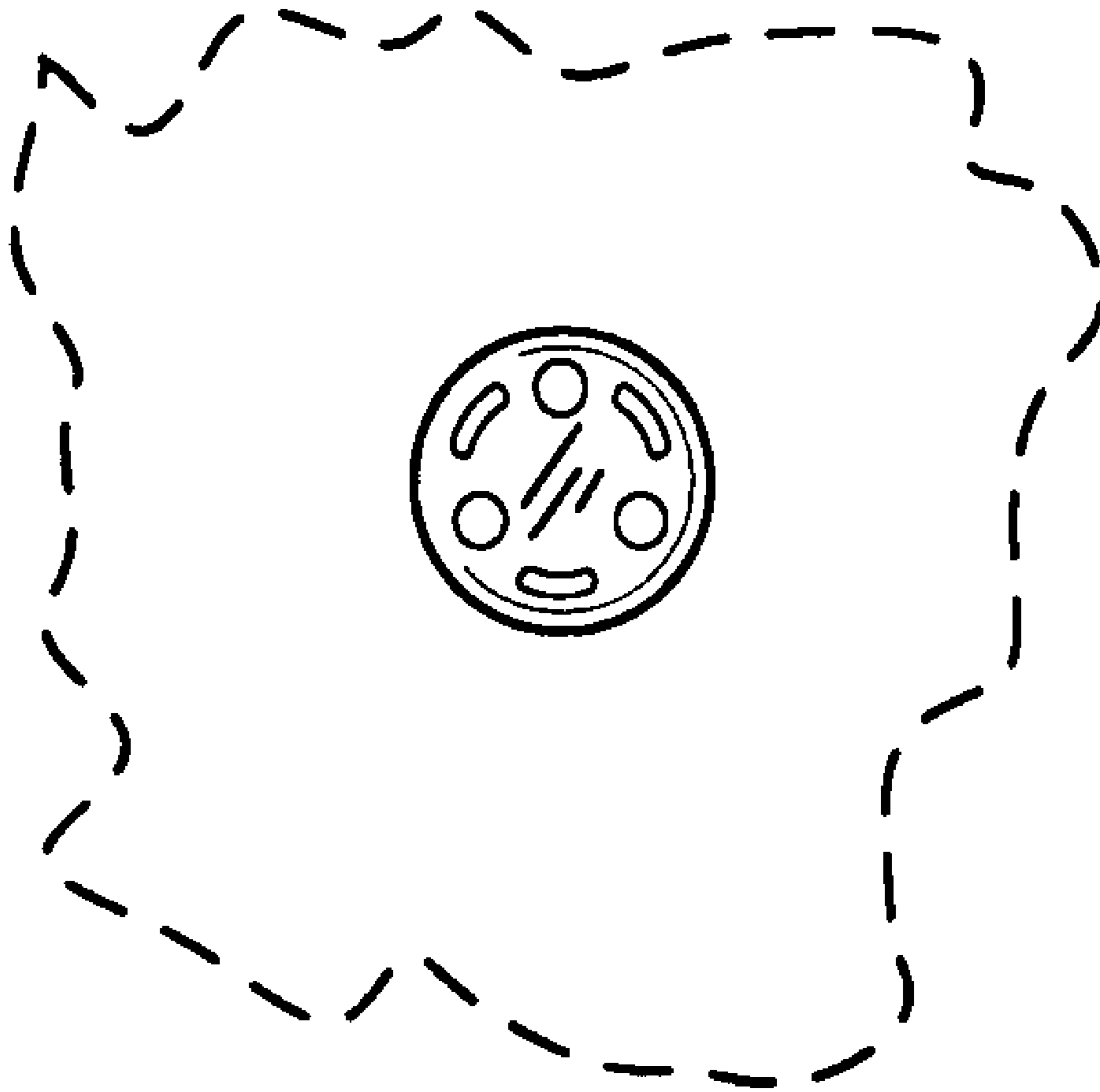
(56) **References Cited**

**U.S. PATENT DOCUMENTS**

D103,602 S *	3/1937	Spalsbury	.....	D2/976
D392,791 S *	3/1998	Ng	.....	D2/946
D394,140 S *	5/1998	Loverin	.....	D2/946
D459,067 S *	6/2002	Lotti	.....	D2/946

The broken line showing of a portion of a shoe is for illustrative purposes only and forms no part of the claimed design.

**1 Claim, 1 Drawing Sheet**



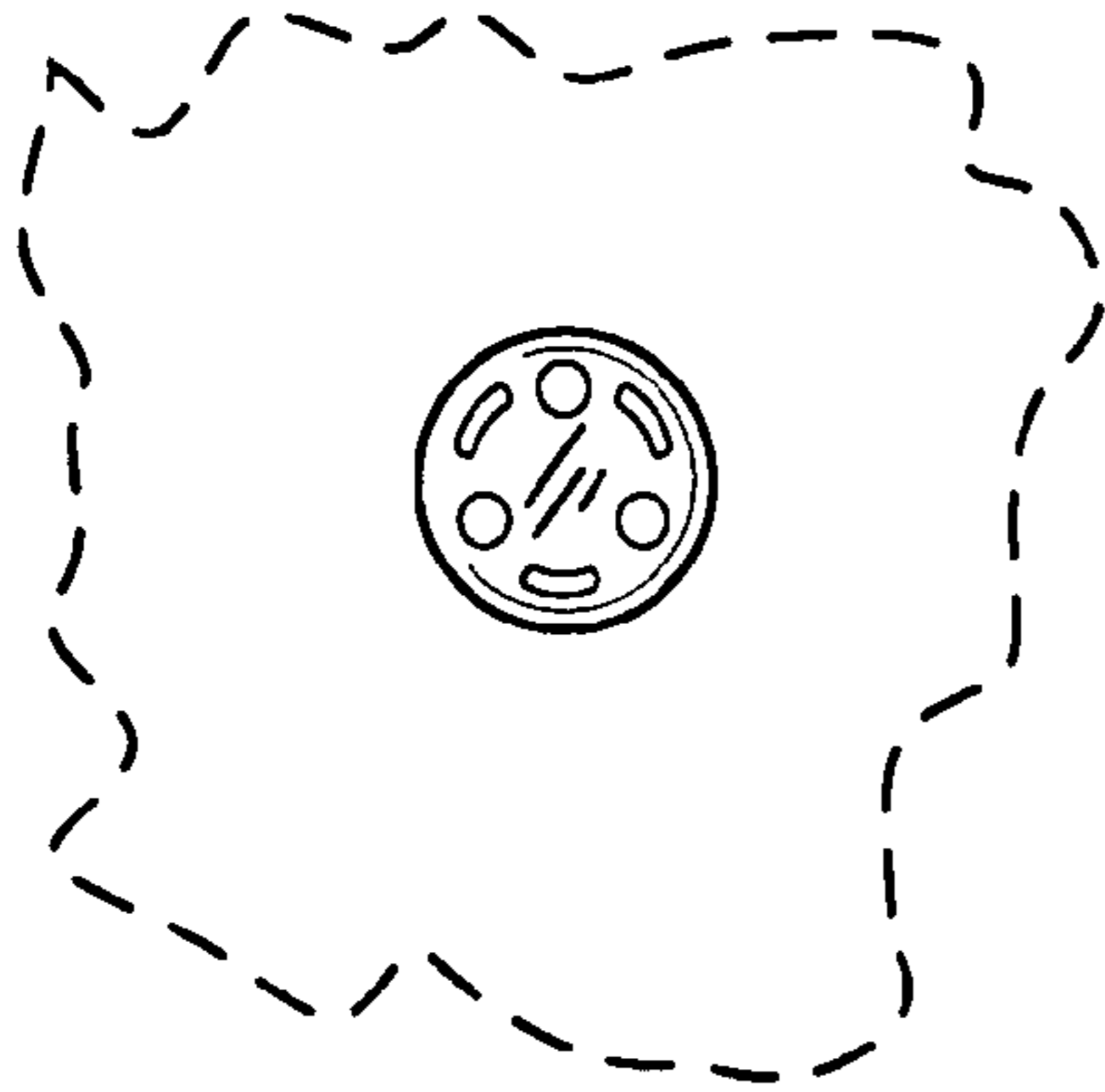


FIG. 2

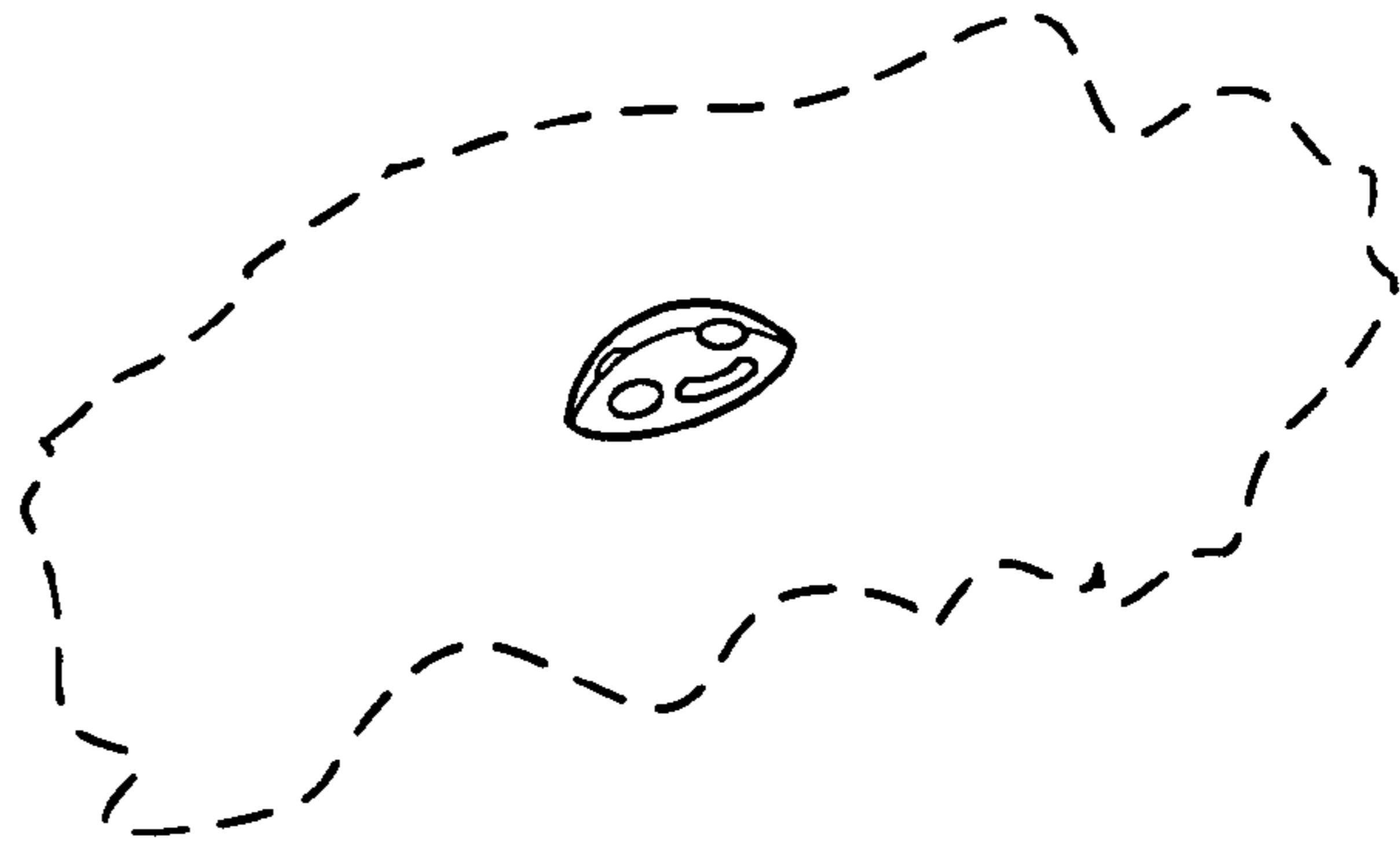


FIG. 1



FIG. 3



FIG. 4