



US00D573311S

(12) **United States Design Patent**
Crye et al.

(10) **Patent No.:** **US D573,311 S**
(45) **Date of Patent:** **** Jul. 15, 2008**

(54) **BALLISTIC BODY ARMOR PLATE**

(75) Inventors: **Caleb Clark Crye**, Brooklyn, NY (US);
Eric Owen Fehlberg, Queens, NY (US);
Gregg M. Thompson, Brooklyn, NY (US)

(73) Assignee: **LineWeight LLC**, Brooklyn, NY (US)

(**) Term: **14 Years**

(21) Appl. No.: **29/252,758**

(22) Filed: **Jan. 26, 2006**

(51) **LOC (8) Cl.** **22-99**

(52) **U.S. Cl.** **D29/100**

(58) **Field of Classification Search** D29/100,
D29/100.1, 101.2, 101.4, 124; D2/828, 829,
D2/847, 860, 861; 2/1, 2.17, 2.5, 51, 69,
2/81, 92, 102, 108, 456-459, 461-466, 828;
89/36.1, 36.2, 36.05; 109/49.5; 428/911,
428/683

See application file for complete search history.

(56) **References Cited**

U.S. PATENT DOCUMENTS

351,297 A * 10/1886 Tobin 114/12
1,203,916 A * 11/1916 Schwarz 109/84
1,282,752 A * 10/1918 Carrino 109/49.5
1,298,618 A 3/1919 Wloszek
1,282,098 A 10/1919 Marx
1,324,234 A * 12/1919 Daigre 2/2.5
1,385,371 A * 7/1921 Fraser 2/2.5
1,465,767 A * 8/1923 Krause 428/55
1,495,489 A * 5/1924 Krause 2/2.5
1,513,766 A * 11/1924 Spooner 428/121
1,574,188 A * 2/1926 Friedman 428/102
1,645,995 A * 10/1927 McCarthy 2/92
D132,468 S 5/1942 Leuer
2,747,190 A 5/1956 Foster
2,748,391 A 6/1956 Lewis, Jr. et al.
3,382,136 A * 5/1968 Bugel et al. 428/215
3,858,241 A * 1/1975 Durand et al. 2/2.5

3,891,996 A * 7/1975 Leach et al. 2/2.5
4,252,244 A 2/1981 Christian et al.
4,475,247 A 10/1984 Lee
4,507,802 A 4/1985 Small
4,660,223 A 4/1987 Fritch
4,989,266 A * 2/1991 Borgese et al. 2/2.5
5,052,052 A * 10/1991 Gilford et al. 2/467
5,060,314 A 10/1991 Lewis

(Continued)

OTHER PUBLICATIONS

I.D. The International Design Magazine, Sep./Oct. 2003, "Charge of the Light Brigade", pp. 36, 38-43, © 2003 I.D. Magazine.

(Continued)

Primary Examiner—T. Chase Nelson
Assistant Examiner—Karen Acker
(74) *Attorney, Agent, or Firm*—Stiennon & Stiennon


(57) **CLAIM**

The ornamental design for a ballistic body armor plate, as shown and described.

DESCRIPTION

FIG. 1 is a top plan view of the ballistic body armor plate of this invention;
FIG. 2 is a front elevational view thereof;
FIG. 3 is a left side view thereof, the right side view being a mirror image thereof;
FIG. 4 is a rear elevational view thereof; and,
FIG. 5 is a bottom plan view thereof.

1 Claim, 1 Drawing Sheet



US D573,311 S

Page 2

U.S. PATENT DOCUMENTS

5,115,140 A 5/1992 Rodriguez
5,220,691 A * 6/1993 Wiegers 2/24
5,306,557 A 4/1994 Madison
5,697,098 A * 12/1997 Miguel-Bettencourt et al. . 2/2.5
6,026,510 A 2/2000 Kocher
6,098,196 A 8/2000 Logan
6,266,818 B1 * 7/2001 Howland et al. 2/2.5
D457,689 S * 5/2002 Griffiths D29/100
6,408,733 B1 6/2002 Perciballi
6,453,791 B1 * 9/2002 Seitzinger 89/36.05
6,519,775 B1 * 2/2003 Garcia 2/22
6,685,071 B2 * 2/2004 Prather 224/576
6,745,400 B1 * 6/2004 Paciorowski 2/69
6,892,392 B2 5/2005 Crye et al.
7,093,301 B1 8/2006 Moore, Jr.
7,104,177 B1 9/2006 Aghajanian et al.
7,117,537 B2 * 10/2006 Mazzarolo 2/69
7,181,772 B2 * 2/2007 Gillen et al. 2/102
7,237,270 B2 * 7/2007 Crye et al. 2/24
7,251,835 B2 * 8/2007 Learmont 2/2.5
7,257,846 B2 * 8/2007 Paciorowski 2/267

2004/0016036 A1 1/2004 Bachner, Jr.
2004/0216595 A1 11/2004 Dickson
2005/0066805 A1 3/2005 Park et al.
2005/0193481 A1 * 9/2005 Hatfield et al. 2/463
2005/0217471 A1 10/2005 Benitsch
2006/0005306 A1 * 1/2006 Call et al. 2/463
2006/0143763 A1 * 7/2006 Dawson et al. 2/2.5
2006/0143771 A1 7/2006 Winkle et al.
2007/0089596 A1 * 4/2007 Huber et al. 89/36.02
2007/0245441 A1 * 10/2007 Hunter 002/2.5

OTHER PUBLICATIONS

U.S. Appl. No. 29/252,761, filed Jan. 26, 2006, "Ballistic Body Armor Plate".
U.S. Appl. No. 29/252,763, filed Jan. 26, 2006, "Ballistic Body Armor Plate".
U.S. Appl. No. 29/251,826, filed Jan. 12, 2006, "Ballistic Body Armor Plate".
Crye Associates back plate A, sold prior to Jan. 12, 2005.
Crye Associates back plate B, sold prior to Jan. 12, 2005.

* cited by examiner




FIG. 1

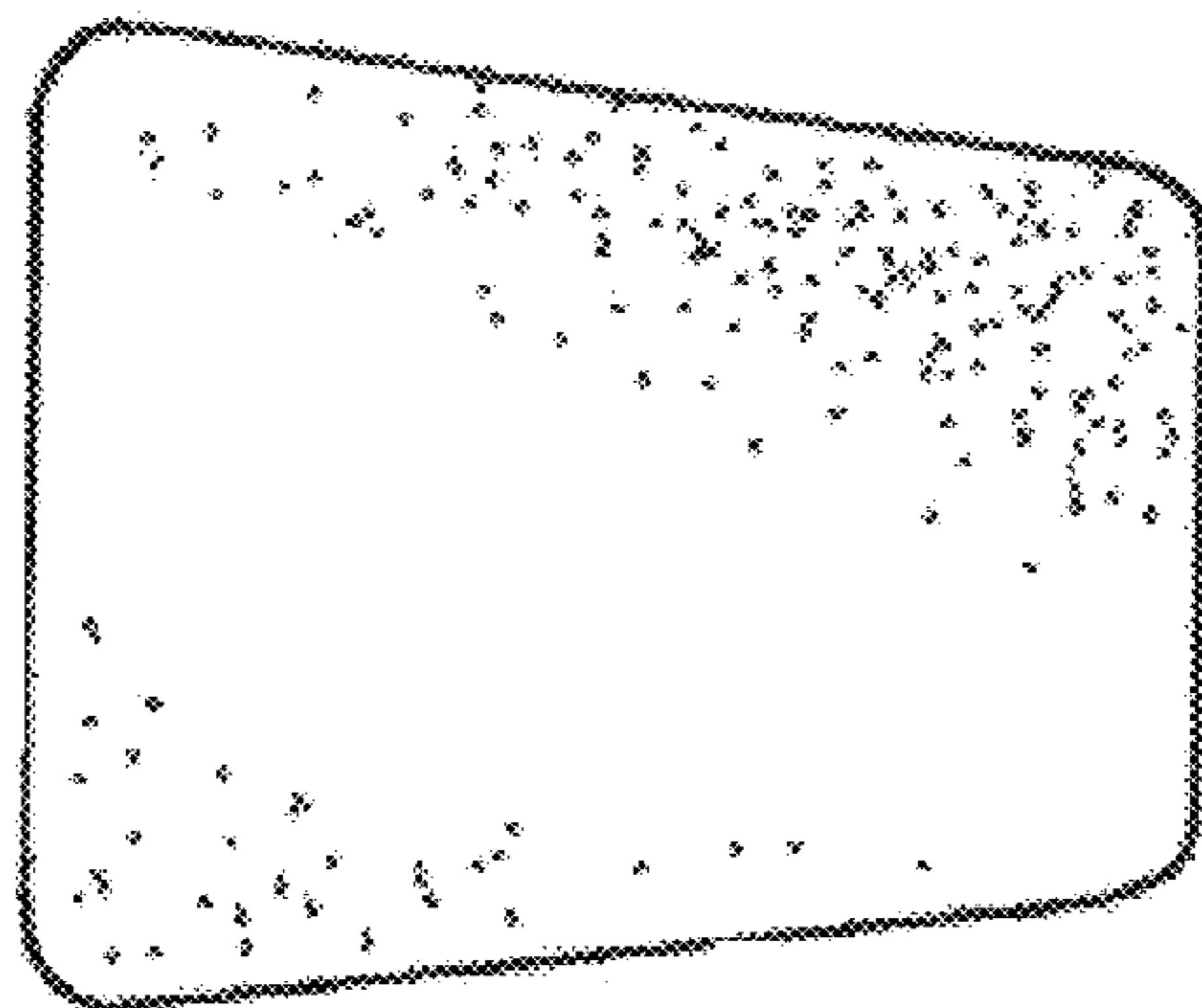


FIG. 2



FIG. 3




FIG. 4




FIG. 5