



US00D573295S

(12) **United States Design Patent**  
**Brookins**

(10) **Patent No.:** **US D573,295 S**  
(45) **Date of Patent:** **\*\* Jul. 15, 2008**

(54) **LIGHT FIXTURE**

(75) Inventor: **Walter Brookins**, Mesquite, TX (US)  
(73) Assignee: **Craftmade International, Inc.**, Coppell, TX (US)  
(\*\*) Term: **14 Years**  
(21) Appl. No.: **29/301,867**  
(22) Filed: **Mar. 17, 2008**

(51) **LOC (8) Cl.** ..... **26-03**  
(52) **U.S. Cl.** ..... **D26/81**  
(58) **Field of Classification Search** ..... D26/81-86,  
D26/142-144; 362/147, 404-408  
See application file for complete search history.

(56) **References Cited**

**U.S. PATENT DOCUMENTS**

D70,727 S *	8/1926	Aglow	.....	D26/144
D72,832 S *	6/1927	Klein	.....	D26/81
D73,481 S *	9/1927	Boehringer	.....	D26/84
D75,065 S *	5/1928	Rosenblatt	.....	D26/144
D374,103 S *	9/1996	Schonbek	.....	D26/81
D398,068 S *	9/1998	Milicia	.....	D26/81
D408,095 S *	4/1999	Porter	.....	D26/81

**OTHER PUBLICATIONS**

Chandelier #4025 on p. 31 of the Hinkley Lighting 2005 Catalog.\*  
Chandelier #87036-60-S on p. 77 of the Design Lighting Products Co. catalog #4; © 1990.\*

\* cited by examiner

*Primary Examiner*—Clare E Heflin

(74) *Attorney, Agent, or Firm*—Munsch, Hardt, Kopf & Harr PC

(57) **CLAIM**

The ornamental design for a light fixture, as shown and described.

**DESCRIPTION**

FIG. 1 is a perspective view of the light fixture showing my new design;

FIG. 2 is a front elevational view thereof;


FIG. 3 is a rear elevational view thereof;

FIG. 4 is a top plan view thereof; and,

FIG. 5 is a bottom plan view thereof.

The broken lines shown on the drawings form no part of the claimed design.

**1 Claim, 5 Drawing Sheets**






FIG. 1




FIG. 2




FIG. 3

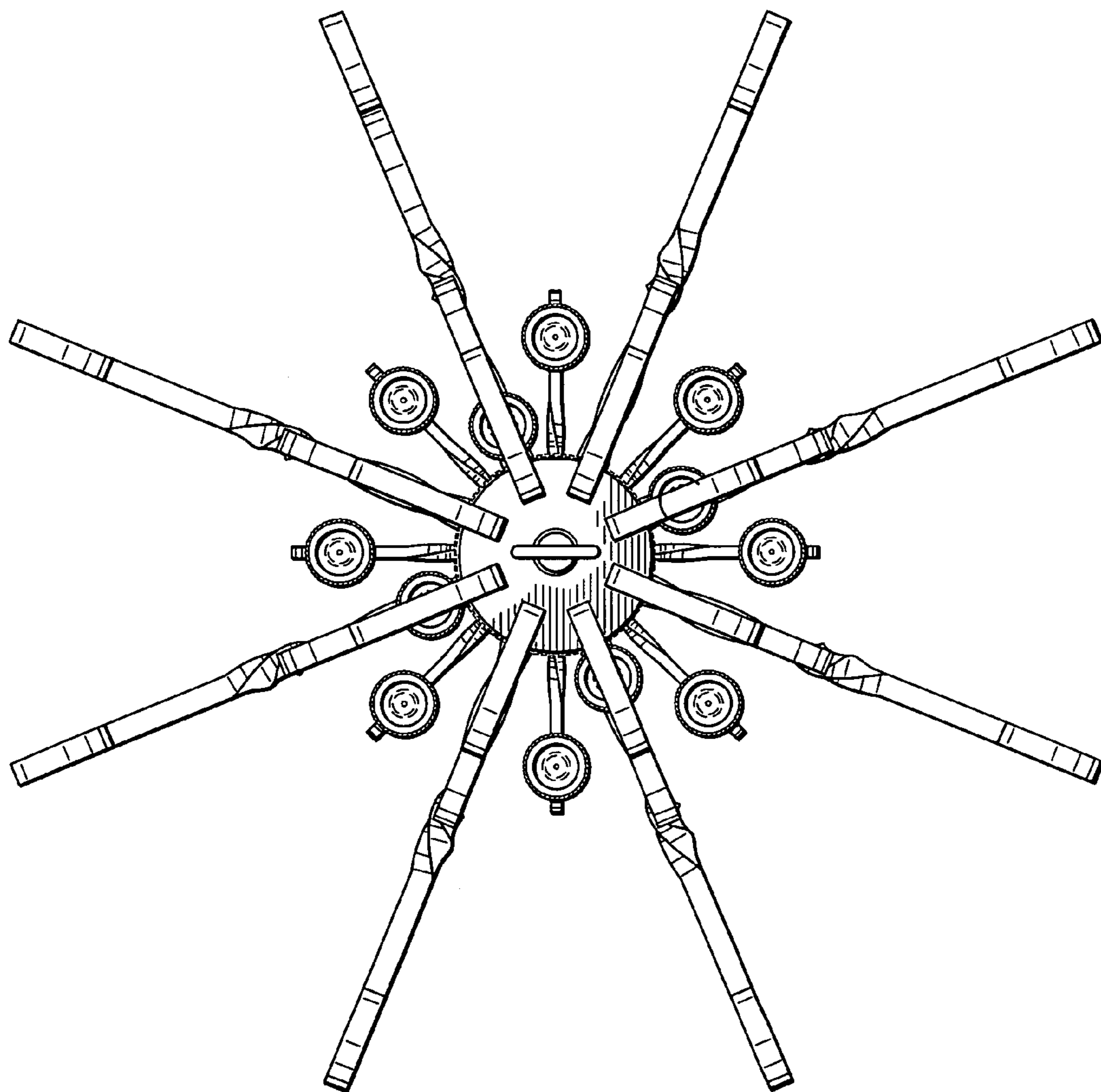


FIG. 4

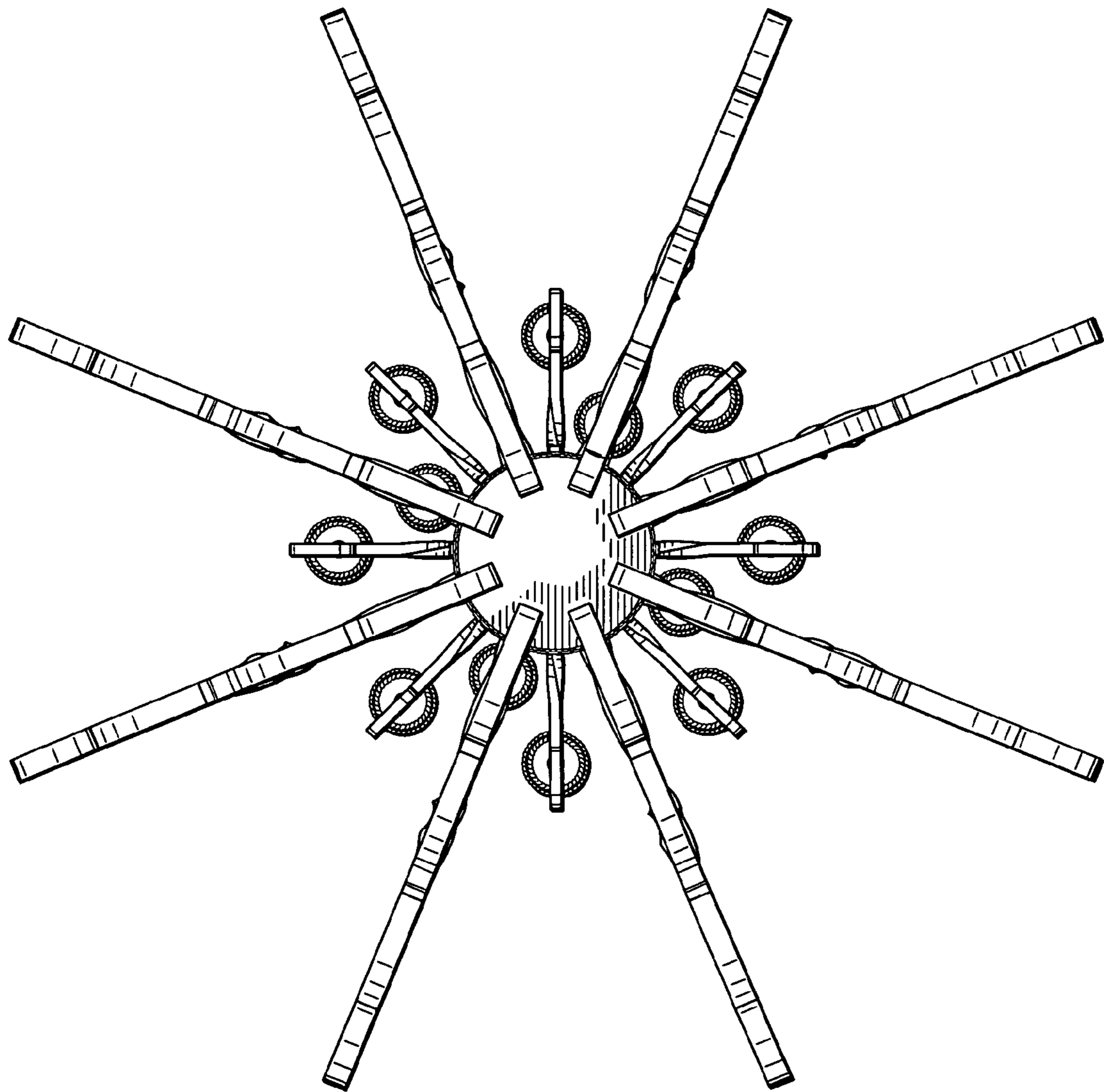


FIG. 5