



US00D573293S

(12) **United States Design Patent**  
**Milicia**

(10) **Patent No.:** **US D573,293 S**  
(45) **Date of Patent:** **\*\* Jul. 15, 2008**

(54) **LIGHTING FIXTURE**

(75) Inventor: **Libbe Ann Milicia**, North Royalton, OH  
(US)

(73) Assignee: **The L.D. Kichler Co.**, Cleveland, OH  
(US)

(\*\*) Term: **14 Years**

(21) Appl. No.: **29/276,225**

(22) Filed: **Jan. 19, 2007**

**Related U.S. Application Data**

(63) Continuation of application No. 29/257,608, filed on  
Apr. 6, 2006.

(51) **LOC (8) Cl.** ..... **26-05**

(52) **U.S. Cl.** ..... **D26/73**

(58) **Field of Classification Search** ..... D26/73,  
D26/125; D11/31, 49, 50, 82, 100, 127,  
D11/134, 158, 224, 233, 239; D21/576,  
D21/584, 597, 598, 603, 615, 657  
See application file for complete search history.

(56) **References Cited**

**U.S. PATENT DOCUMENTS**

D137,323 S \* 2/1944 Philippe ..... D11/49  
D147,129 S \* 7/1947 Katz ..... D11/49  
D157,422 S \* 2/1950 Philippe ..... D11/49

D176,107 S \* 11/1955 Carrick et al. .... D27/115  
D186,500 S \* 11/1959 Arrix ..... D28/63  
D253,118 S \* 10/1979 West ..... D19/86  
D271,071 S \* 10/1983 Koether ..... D2/719  
D315,753 S \* 3/1991 Stephensen et al. .... D21/598  
D357,719 S \* 4/1995 Limehouse ..... D21/576  
D452,844 S \* 1/2002 Yu ..... D13/137.2  
D480,769 S \* 10/2003 Thompson ..... D21/585

\* cited by examiner

*Primary Examiner*—Clare E Heflin

(74) *Attorney, Agent, or Firm*—Calfee, Halter & Griswold  
LLP


(57) **CLAIM**

I claim the ornamental design for a lighting fixture, as shown  
and described.

**DESCRIPTION**

FIG. 1 is a left side elevational view of the lighting fixture.  
FIG. 2 is a front elevational view of the lighting fixture.  
FIG. 3 is a rear elevational view of the lighting fixture.  
FIG. 4 is a right side elevational view of the lighting fixture.  
FIG. 5 is a top plan view of the lighting fixture; and,  
FIG. 6 is an isometric view of the lighting fixture.  
FIGS. 1–6 are views of a lighting fixture. The broken lines  
represent the bounds of the claimed design; the broken lines  
form no part of the claimed design.

**1 Claim, 4 Drawing Sheets**



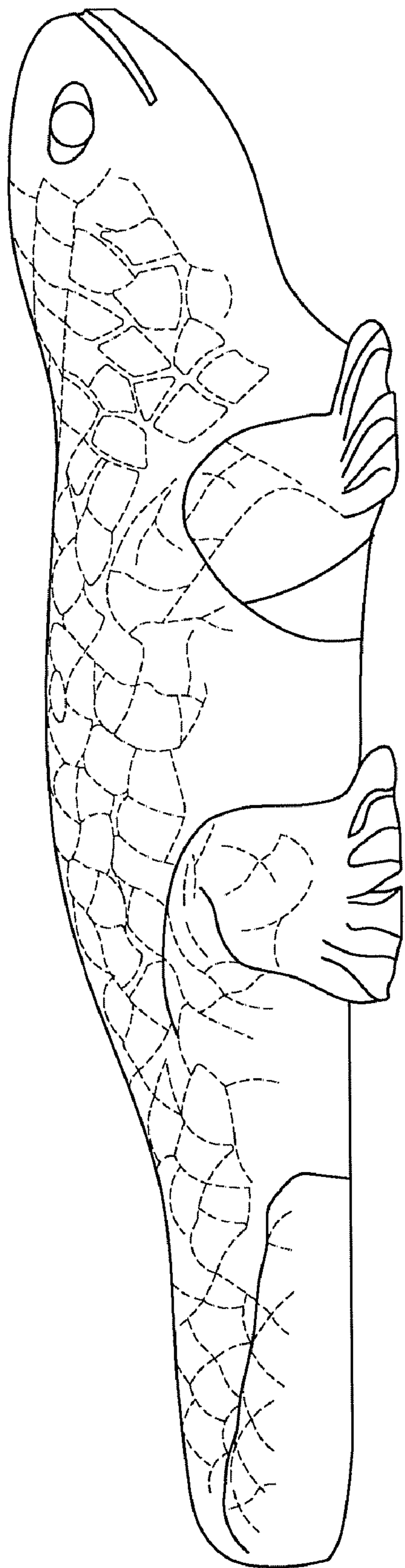


FIG. 1

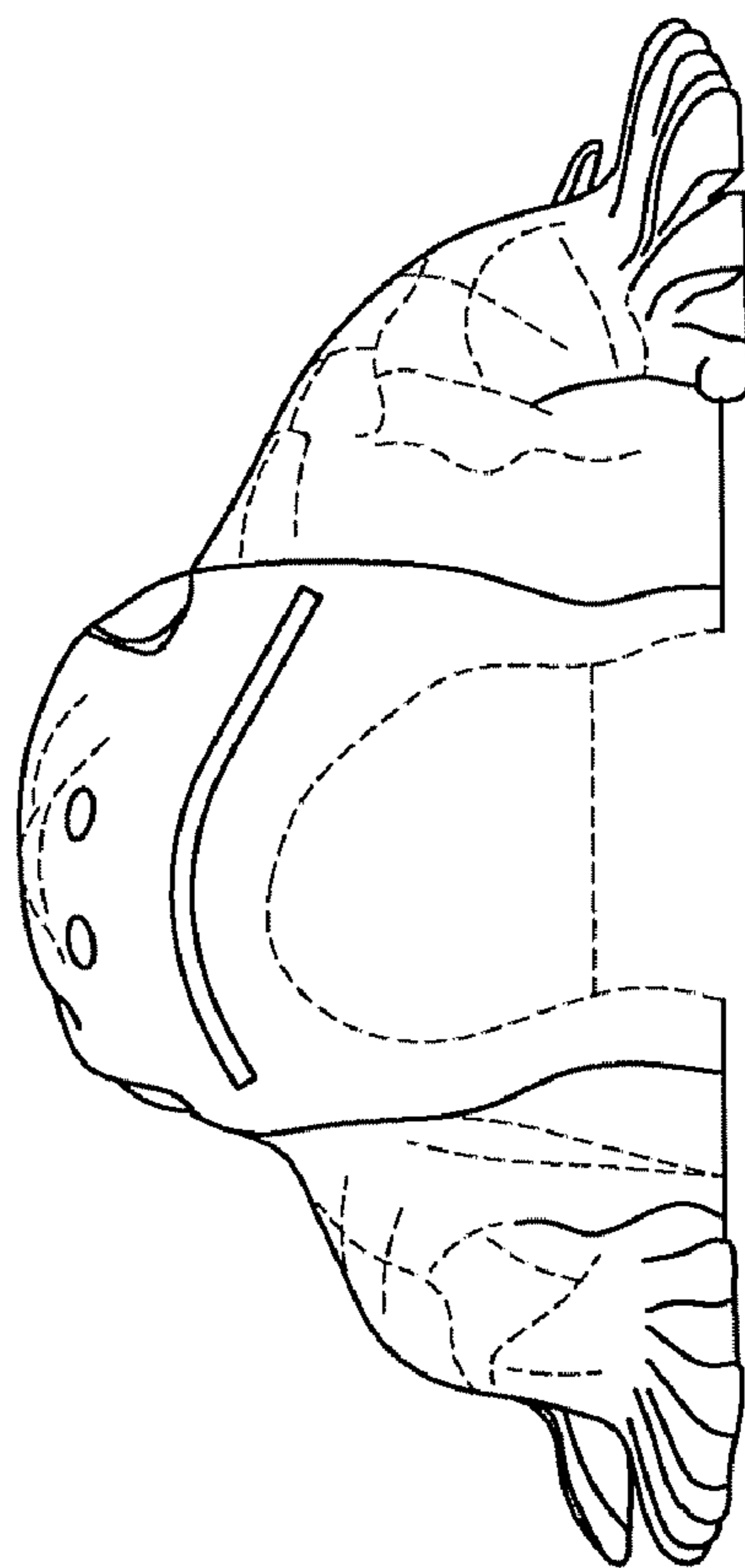


FIG. 2

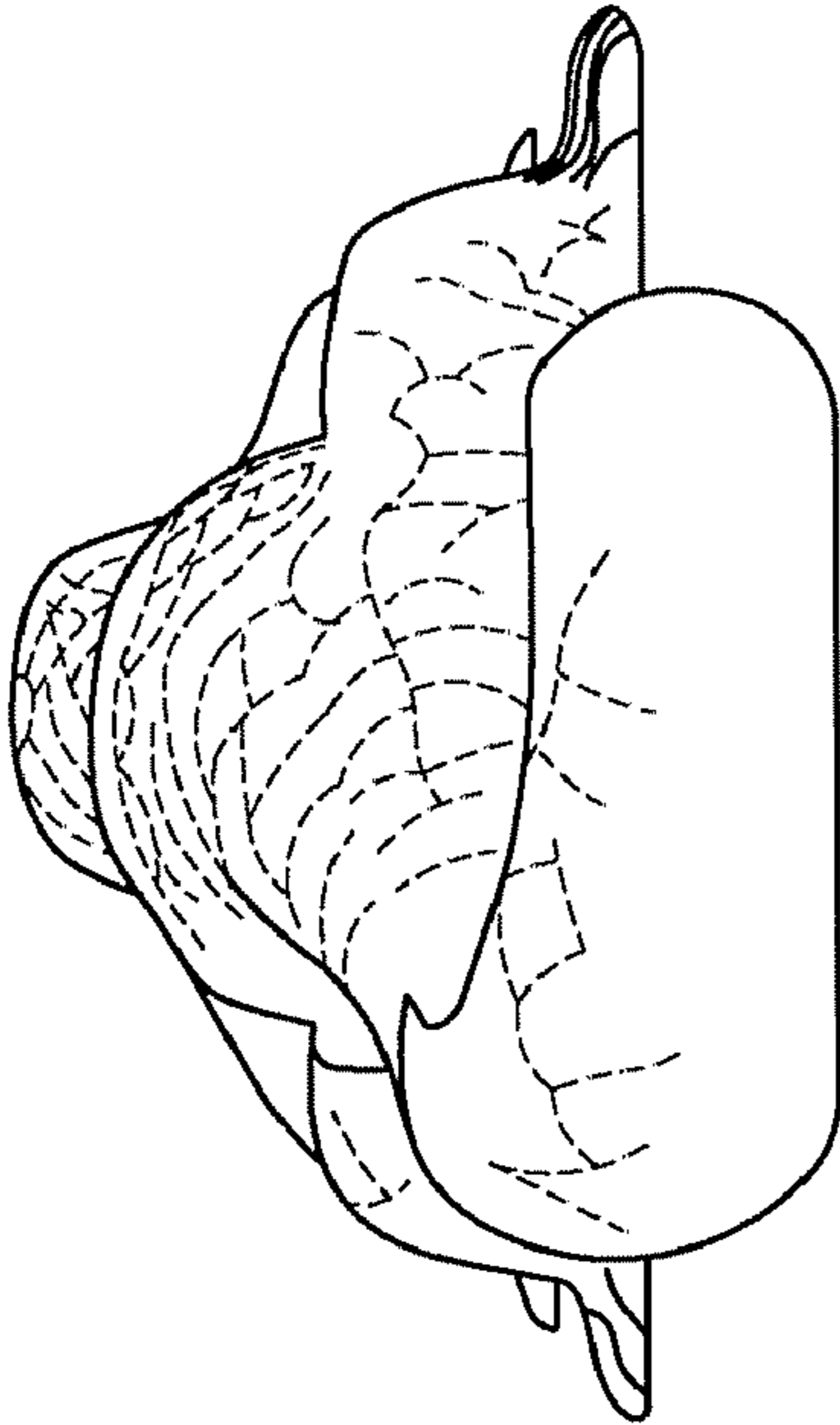


FIG. 3

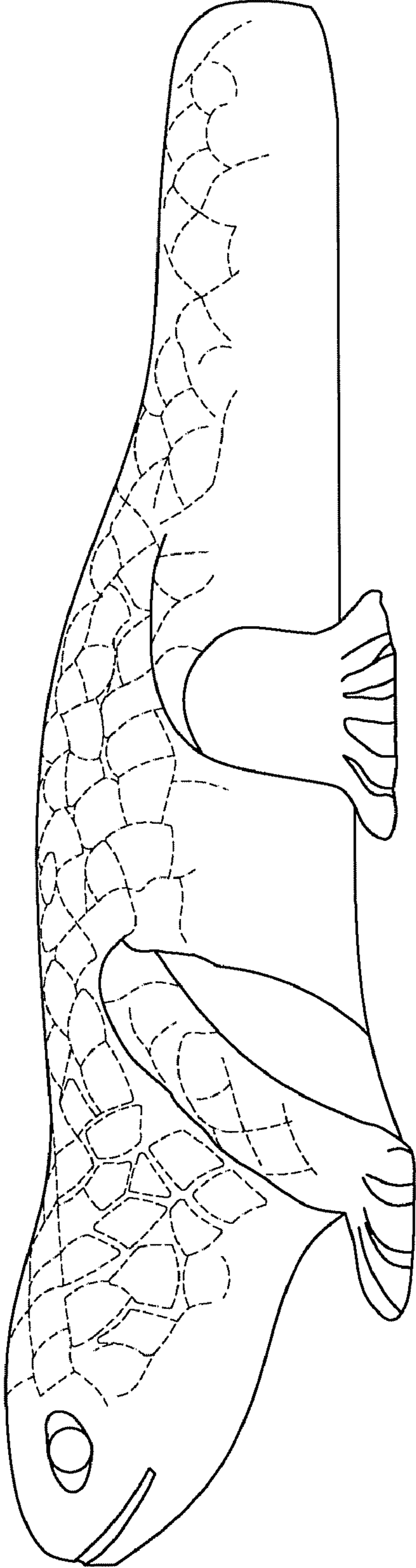


FIG. 4

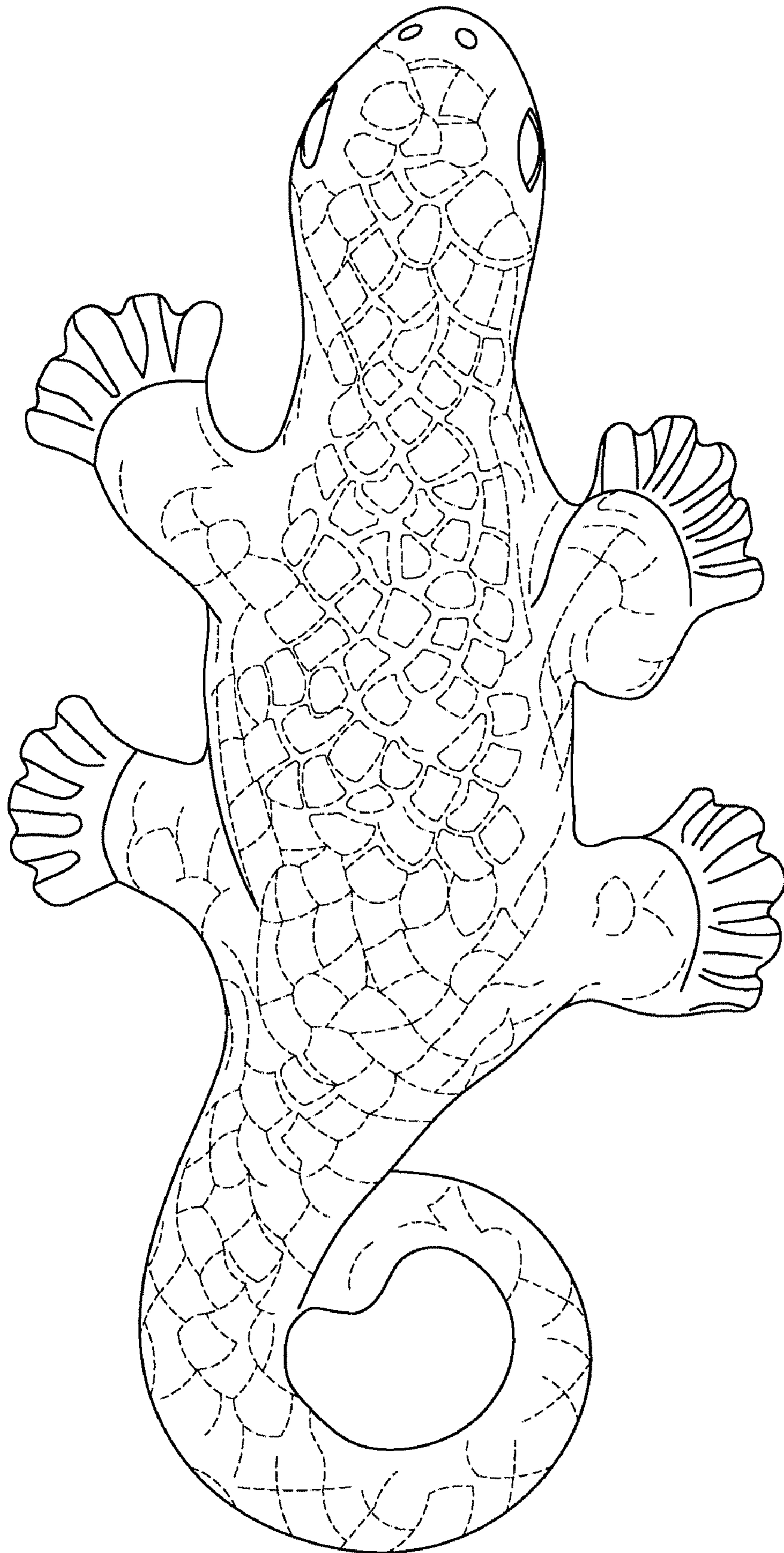


FIG. 5

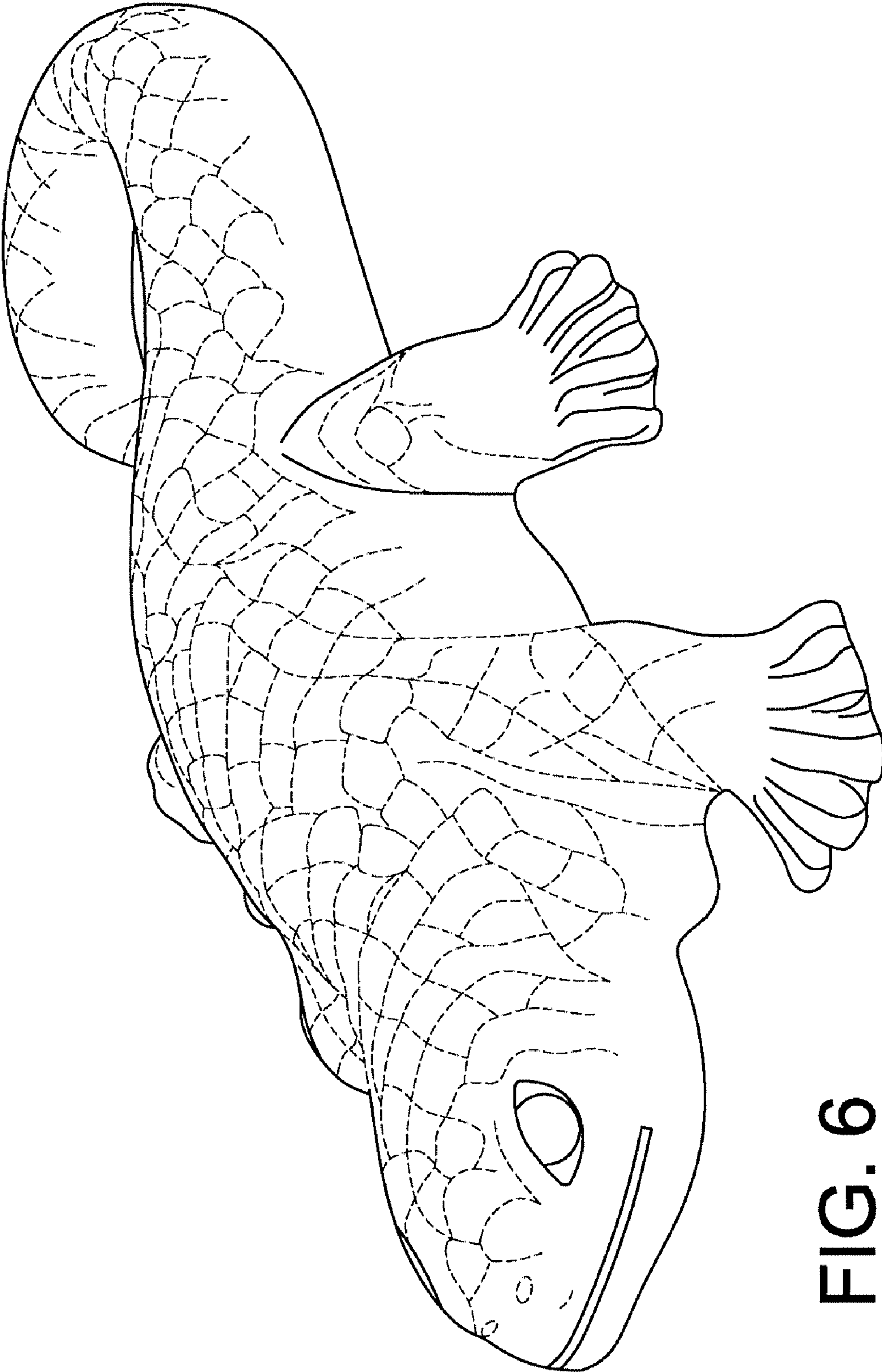


FIG. 6