



US00D573285S

(12) **United States Design Patent**  
**Zettl**

(10) **Patent No.:** **US D573,285 S**  
(45) **Date of Patent:** **\*\* Jul. 15, 2008**

(54) **LAMP WITH SUPPORT BRACKET**

(75) Inventor: **Bernhard Zettl**, Hartberg (AT)

(73) Assignee: **Hella Fahrzeugteile Austria GmbH**,  
Grosspetersdorf (AT)

(\*\*) Term: **14 Years**

(21) Appl. No.: **29/273,956**

(22) Filed: **Mar. 16, 2007**

(30) **Foreign Application Priority Data**

Sep. 19, 2006 (EM) ..... 000590567

(51) **LOC (8) Cl.** ..... **26-05**

(52) **U.S. Cl.** ..... **D26/63**

(58) **Field of Classification Search** ..... D26/28,  
D26/60-66; 362/269-271, 273, 285, 287,  
362/289, 372, 396, 418, 426, 427, 430, 648,  
362/650

See application file for complete search history.

(56) **References Cited**

**U.S. PATENT DOCUMENTS**

D354,823 S \* 1/1995 Tsai ..... D26/28

D550,878 S \* 9/2007 Korpi ..... D26/63  
D550,879 S \* 9/2007 Korpi ..... D26/63  
D551,372 S \* 9/2007 Korpi ..... D26/63  
D551,373 S \* 9/2007 Korpi ..... D26/63  
D551,374 S \* 9/2007 Korpi ..... D26/63  
D552,782 S \* 10/2007 Korpi ..... D26/63

\* cited by examiner

*Primary Examiner*—Cathron Brooks

*Assistant Examiner*—Barbara Fox

(74) *Attorney, Agent, or Firm*—Friedrich Kueffner

(57) **CLAIM**

The ornamental design for a lamp with support bracket, as shown and described.

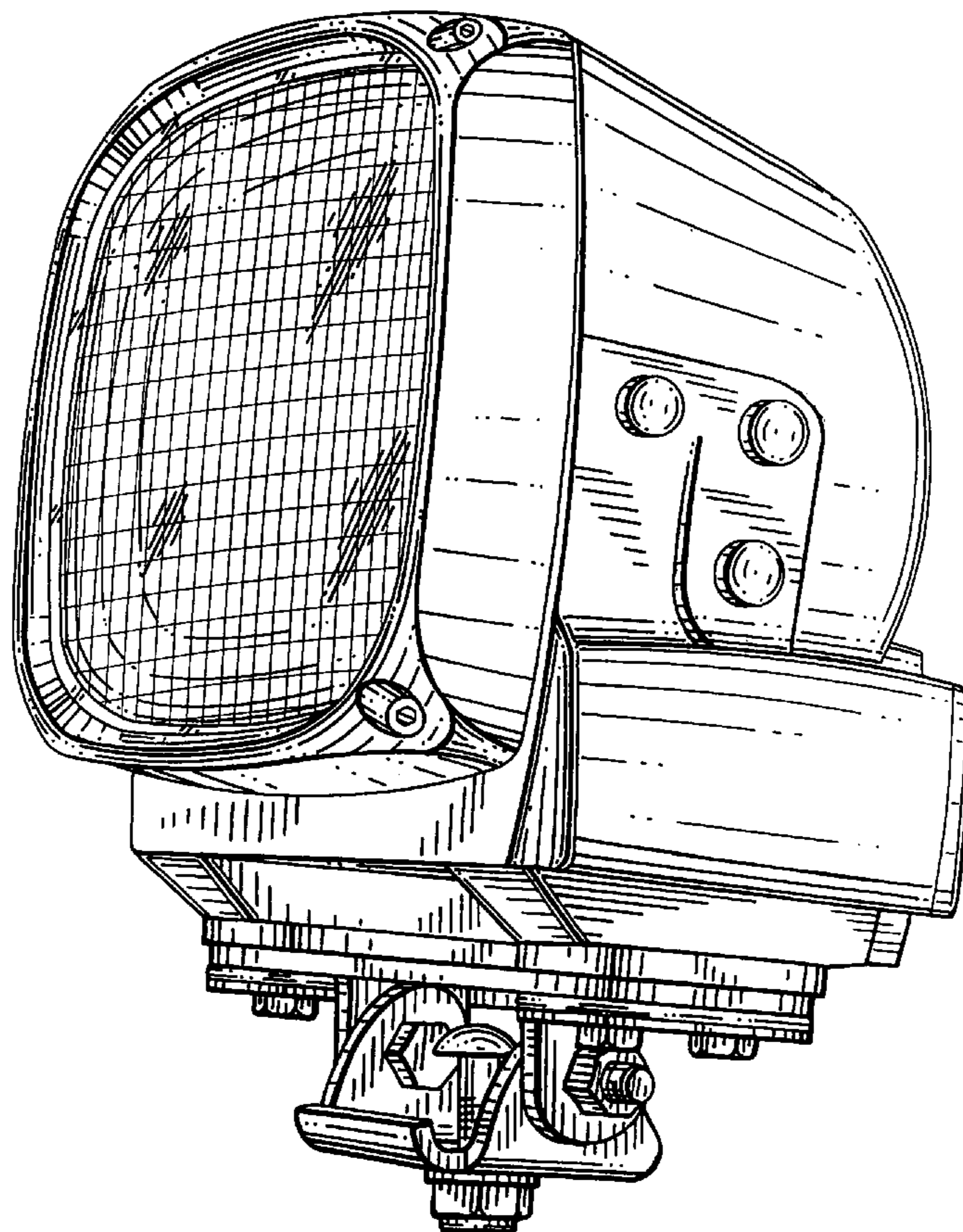
**DESCRIPTION**

FIG. 1 is a perspective front view of a lamp with support bracket showing my new design;

FIG. 2 is a front view thereof; and,

FIG. 3 is a side view thereof.

**1 Claim, 3 Drawing Sheets**



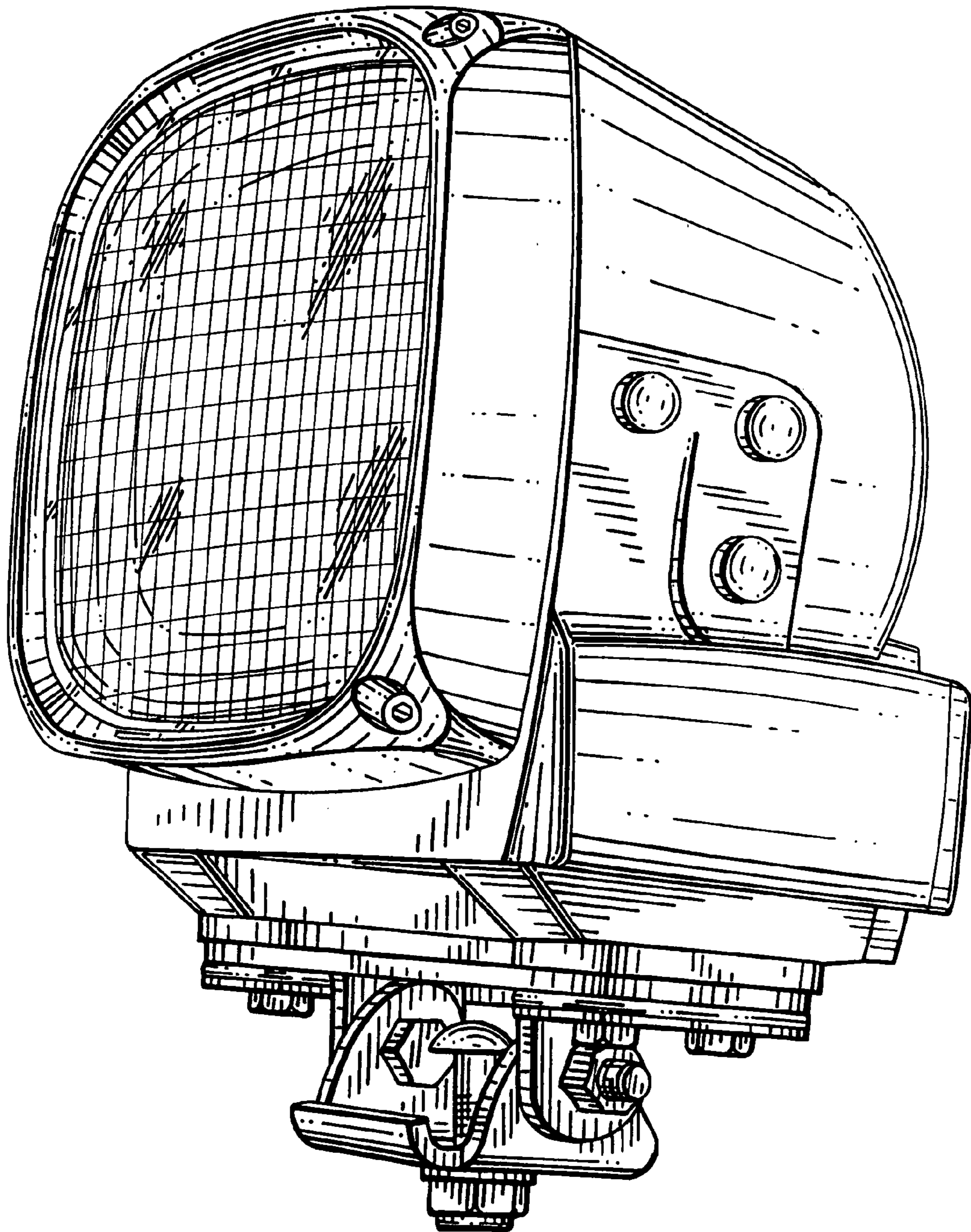


FIG. 1

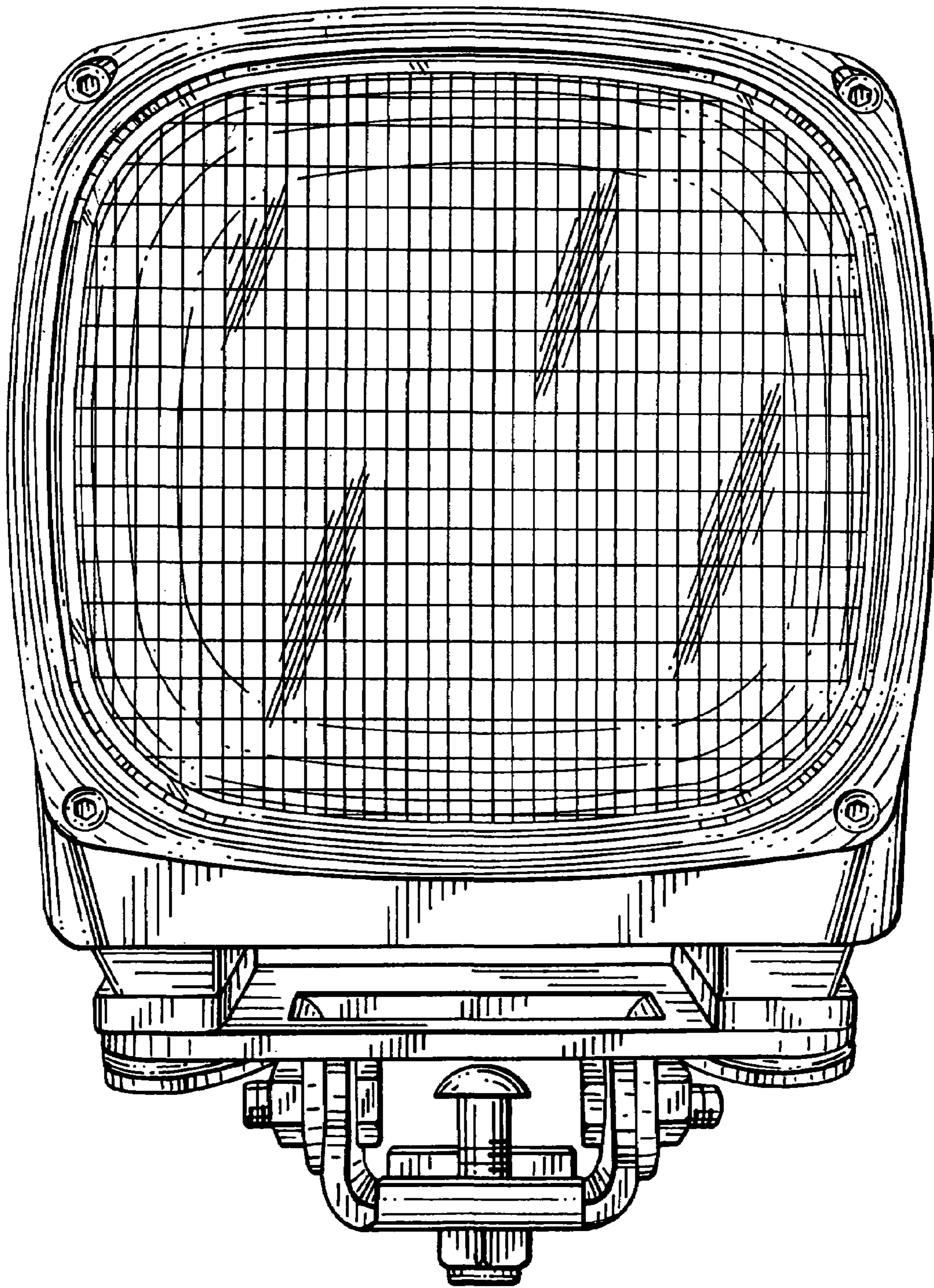


FIG. 2

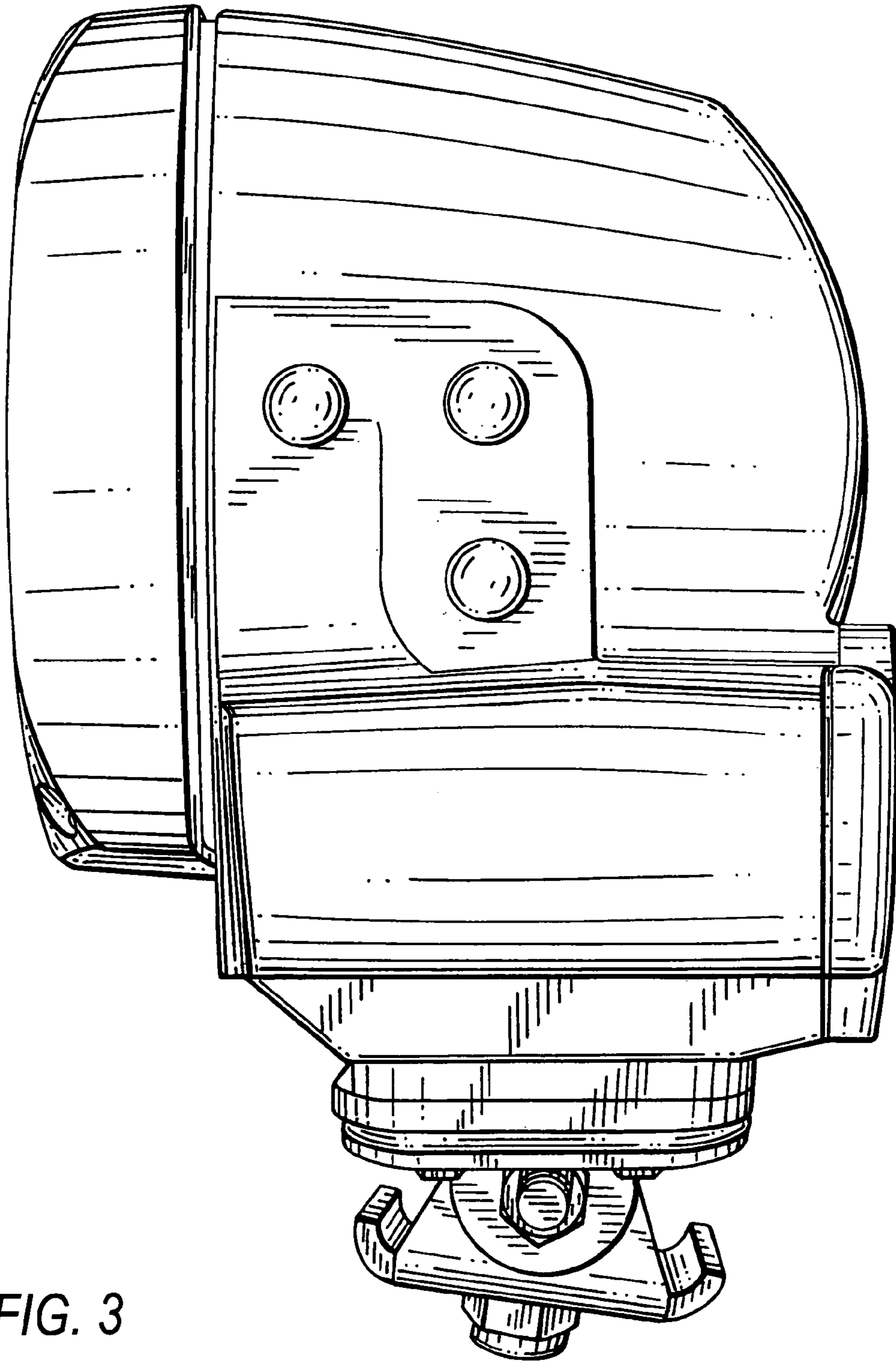


FIG. 3