

US00D573282S

(12) **United States Design Patent**  
**Hsu**

(10) **Patent No.:** **US D573,282 S**  
(45) **Date of Patent:** **\*\* Jul. 15, 2008**

(54) **EXTERIOR SURFACE CONFIGURATION OF  
A FRONT VEHICLE LIGHT**

D549,857 S \* 8/2007 Lin ..... D26/28  
D550,381 S \* 9/2007 Lin ..... D26/28

(76) Inventor: **Hong Ming Hsu**, No. 152, Sec. 2,  
Funong St., East District, Tainan City  
(TW) 701

\* cited by examiner

*Primary Examiner*—Marcus A. Jackson

(\*\*) Term: **14 Years**

(57) **CLAIM**

(21) Appl. No.: **29/292,986**

The ornamental design for an exterior surface configuration  
of a front vehicle light, as shown and described.

(22) Filed: **Nov. 7, 2007**

**DESCRIPTION**

(51) **LOC (8) Cl.** ..... **26-06**

(52) **U.S. Cl.** ..... **D26/28**

(58) **Field of Classification Search** ..... D26/28-36;  
362/459-468, 475-478, 485-487

See application file for complete search history.

FIG. 1 is perspective view from the front left of an exterior  
surface configuration of a front vehicle light. The drawings  
and descriptions represent the right side embodiment. The  
design also contemplates a mirror symmetrical embodiment  
on the left side of the vehicle. The dash line included denotes  
environment and is not part of the claimed design,

(56) **References Cited**

**U.S. PATENT DOCUMENTS**

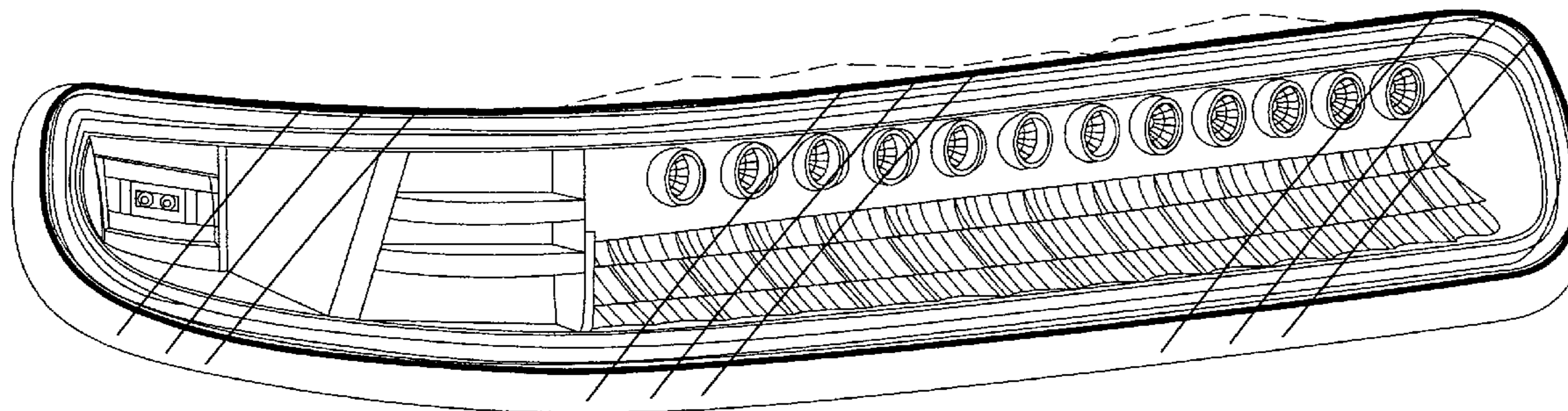
D528,231 S \* 9/2006 Ikeda ..... D26/28  
D528,686 S \* 9/2006 Kato ..... D26/28  
D529,208 S \* 9/2006 Ikeda ..... D26/28  
D535,409 S \* 1/2007 Yamaguchi ..... D26/28

FIG. 2 is a front elevation view thereof;

FIG. 3 is a left elevation view thereof; and,

FIG. 4 is a top view thereof.

**1 Claim, 4 Drawing Sheets**



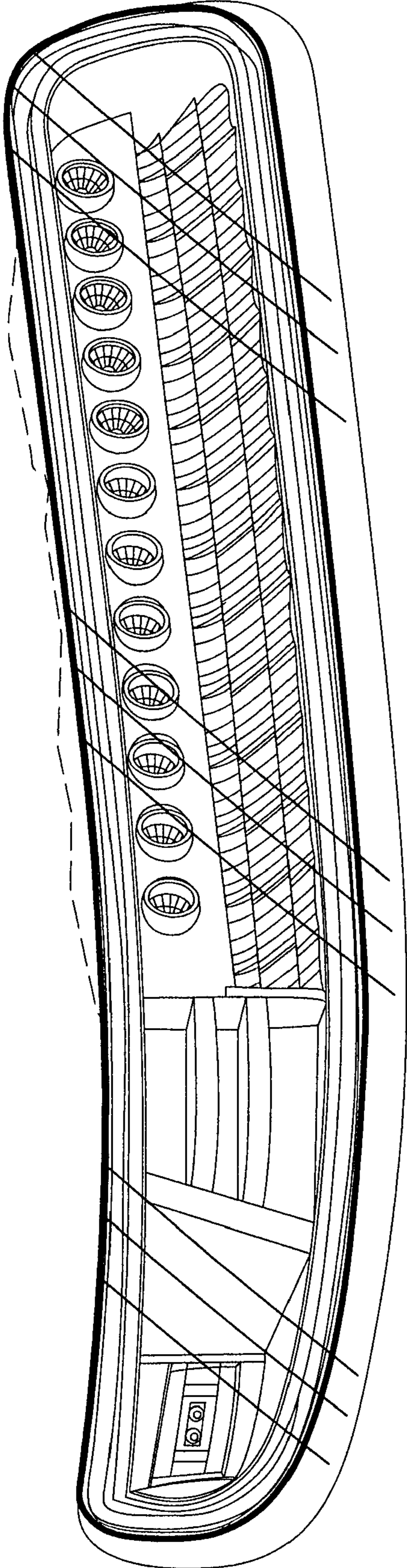


FIG. 1

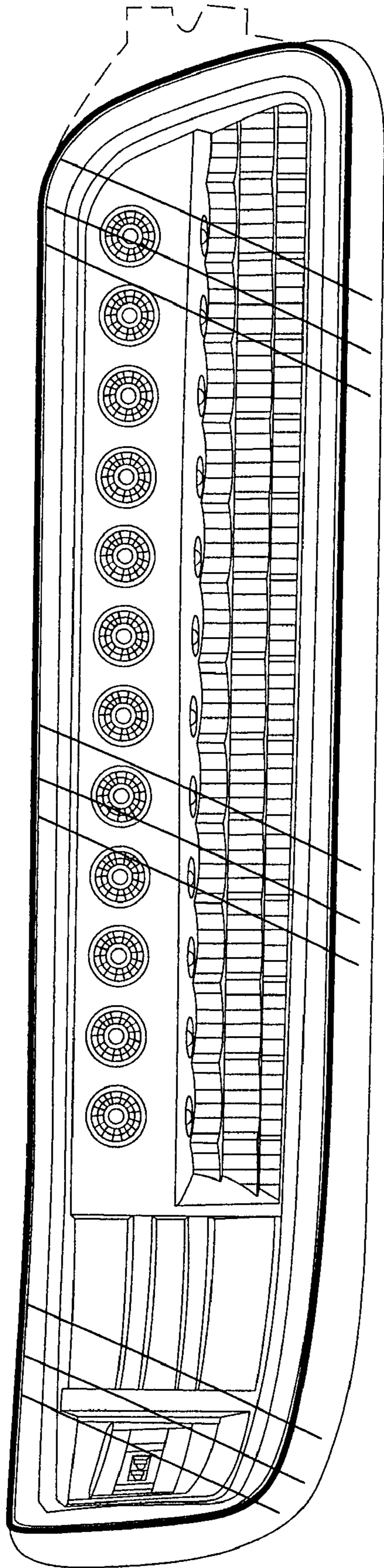


FIG. 2

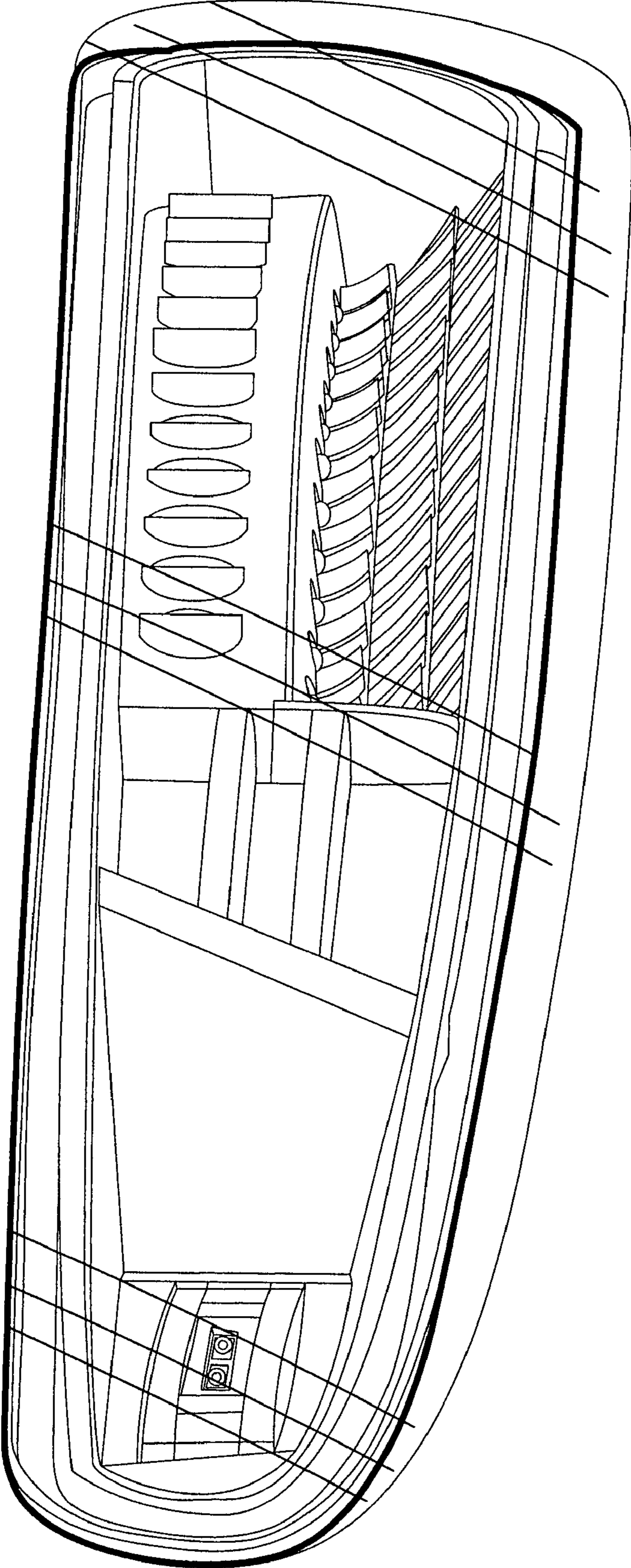


FIG. 3

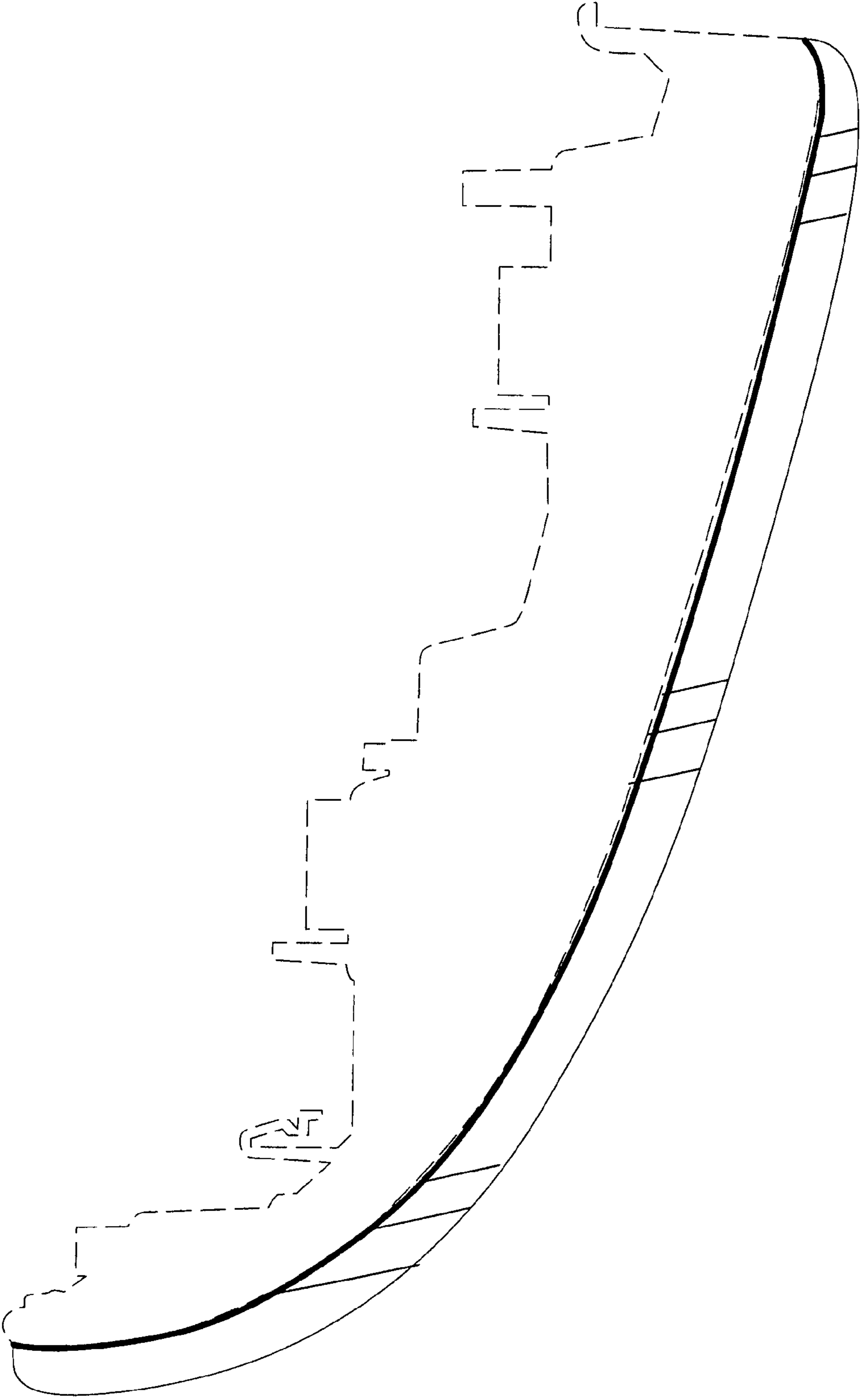


FIG. 4