



US00D573280S

(12) **United States Design Patent**
Hiranaka et al.

(10) **Patent No.:** **US D573,280 S**
(45) **Date of Patent:** **** Jul. 15, 2008**

(54) **REAR COMBINATION LAMP FOR AN AUTOMOBILE**

(75) Inventors: **Shinichi Hiranaka**, Aichi-ken (JP);
Hiroya Kitazumi, Anjo (JP); **Shinya Fukuda**, Aichi-ken (JP); **Nobuya Yoshikata**, Toyota (JP)

(73) Assignee: **Toyota Jidosha Kabushiki Kaisha** (JP)

(**) Term: **14 Years**

(21) Appl. No.: **29/285,546**

(22) Filed: **Mar. 30, 2007**

(51) **LOC (8) Cl.** **26-06**

(52) **U.S. Cl.** **D26/28**

(58) **Field of Classification Search** D26/28-36;
362/459-468, 475-478, 485-487

See application file for complete search history.

(56) **References Cited**

U.S. PATENT DOCUMENTS

D552,769 S	*	10/2007	Leclercq	D26/28
D553,269 S	*	10/2007	Pfeiffer et al.	D26/28
D560,292 S	*	1/2008	Sato	D26/28
D561,357 S	*	2/2008	Leclercq	D26/28
D565,211 S	*	3/2008	Haller et al.	D26/28

OTHER PUBLICATIONS

Toyota, Land Cruiser Cygnus, Brochure for Toyota Land Cruiser Cygnus, Apr. 2005, Toyota Jidosha Kabushiki Kaisha.

Toyota, bB, Brochure for Toyota bB, Feb. 2006, Toyota Jidosha Kabushiki Kaisha.

* cited by examiner

Primary Examiner—Marcus A. Jackson

(74) *Attorney, Agent, or Firm*—SAIDMAN DesignLaw Group

(57) **CLAIM**

The ornamental design for a rear combination lamp for an automobile, as shown and described.

DESCRIPTION

FIG. 1 is a front perspective view of a rear combination lamp for an automobile showing our new design;

FIG. 2 is a front view thereof;


FIG. 3 is a top view thereof;

FIG. 4 is a bottom view thereof;

FIG. 5 is a left-side view thereof; and,

FIG. 6 is a right-side view thereof.

1 Claim, 2 Drawing Sheets






FIG. 1




FIG. 2




FIG. 3




FIG. 4



FIG. 5




FIG. 6