

US00D573274S

(12) **United States Design Patent**  
**Suzuki et al.**

(10) **Patent No.:** **US D573,274 S**  
(45) **Date of Patent:** **\*\* Jul. 15, 2008**

(54) **REAR COMBINATION LAMP FOR AN AUTOMOBILE**

Nissan, March, All About the New March, Apr. 21, 2002, p. 20, Sanei-Shobo Publishing Co., Ltd.

(75) Inventors: **Hiroaki Suzuki**, Toyota (JP); **Rikiya Yoshinaga**, Yokosuka (JP)

\* cited by examiner

(73) Assignee: **Toyota Jidosha Kabushiki Kaisha** (JP)

*Primary Examiner*—Marcus A. Jackson

(\*\*) Term: **14 Years**

(74) *Attorney, Agent, or Firm*—SAIDMAN DesignLaw Group

(21) Appl. No.: **29/270,095**

(57) **CLAIM**

(22) Filed: **Dec. 14, 2006**

The ornamental design for a rear combination lamp for an automobile, as shown and described.

(51) **LOC (8) Cl.** ..... **26-06**

(52) **U.S. Cl.** ..... **D26/28**

(58) **Field of Classification Search** ..... D26/28-36;  
362/459-468, 475-478, 485-487

See application file for complete search history.

**DESCRIPTION**

(56) **References Cited**

**U.S. PATENT DOCUMENTS**

D552,769 S *	10/2007	Leclercq	.....	D26/28
D553,269 S *	10/2007	Pfeiffer et al.	.....	D26/28
D560,292 S *	1/2008	Sato	.....	D26/28
D561,357 S *	2/2008	Leclercq et al.	.....	D26/28
D565,211 S *	3/2008	Haller et al.	.....	D26/28

**OTHER PUBLICATIONS**

Scion, t2B, Car Styling 167, Jul. 31, 2005, p. 33, Sanei-Shobo Publishing Co., Ltd.

FIG. 1 is a front perspective view of a rear combination lamp for an automobile showing our new design;

FIG. 2 is a front view thereof;

FIG. 3 is a rear view thereof;


FIG. 4 is a top plan view thereof;

FIG. 5 is a bottom view thereof;


FIG. 6 is a right-side view thereof; and,

FIG. 7 is a left-side view thereof.


**1 Claim, 2 Drawing Sheets**








**FIG. 1**




**FIG. 2**




**FIG. 3**







**FIG. 4**



**FIG. 5**



**FIG. 6**



**FIG. 7**