

US00D573269S

(12) **United States Design Patent**  
**Hunt**

(10) **Patent No.:** **US D573,269 S**  
(45) **Date of Patent:** **\*\* Jul. 15, 2008**

(54) **DECORATIVE ORNAMENT FOR USE WITH  
A FENCE**

*Primary Examiner*—Holly H Baynham  
(74) *Attorney, Agent, or Firm*—Hill Law Firm

(76) **Inventor:** **Randall Hunt**, 129 Kortney Dr.,  
Weatherford, TX (US) 76087

(57) **CLAIM**

The ornamental design for a decorative ornament for use with  
a fence, as shown and described.

(\*\*) **Term:** **14 Years**

(21) **Appl. No.:** **29/243,025**

(22) **Filed:** **Nov. 17, 2005**

(51) **LOC (8) Cl.** ..... **25-01**

(52) **U.S. Cl.** ..... **D25/135**

(58) **Field of Classification Search** ..... D25/135,  
D25/131; D8/378; 52/301; 256/11  
See application file for complete search history.

(56) **References Cited**

**U.S. PATENT DOCUMENTS**

D451,212 S \* 11/2001 Merrick ..... D25/135  
6,698,725 B1 \* 3/2004 Berry ..... 256/11

\* cited by examiner

**DESCRIPTION**

FIG. 1 is a top perspective view of a decorative device in  
accordance with the present invention;

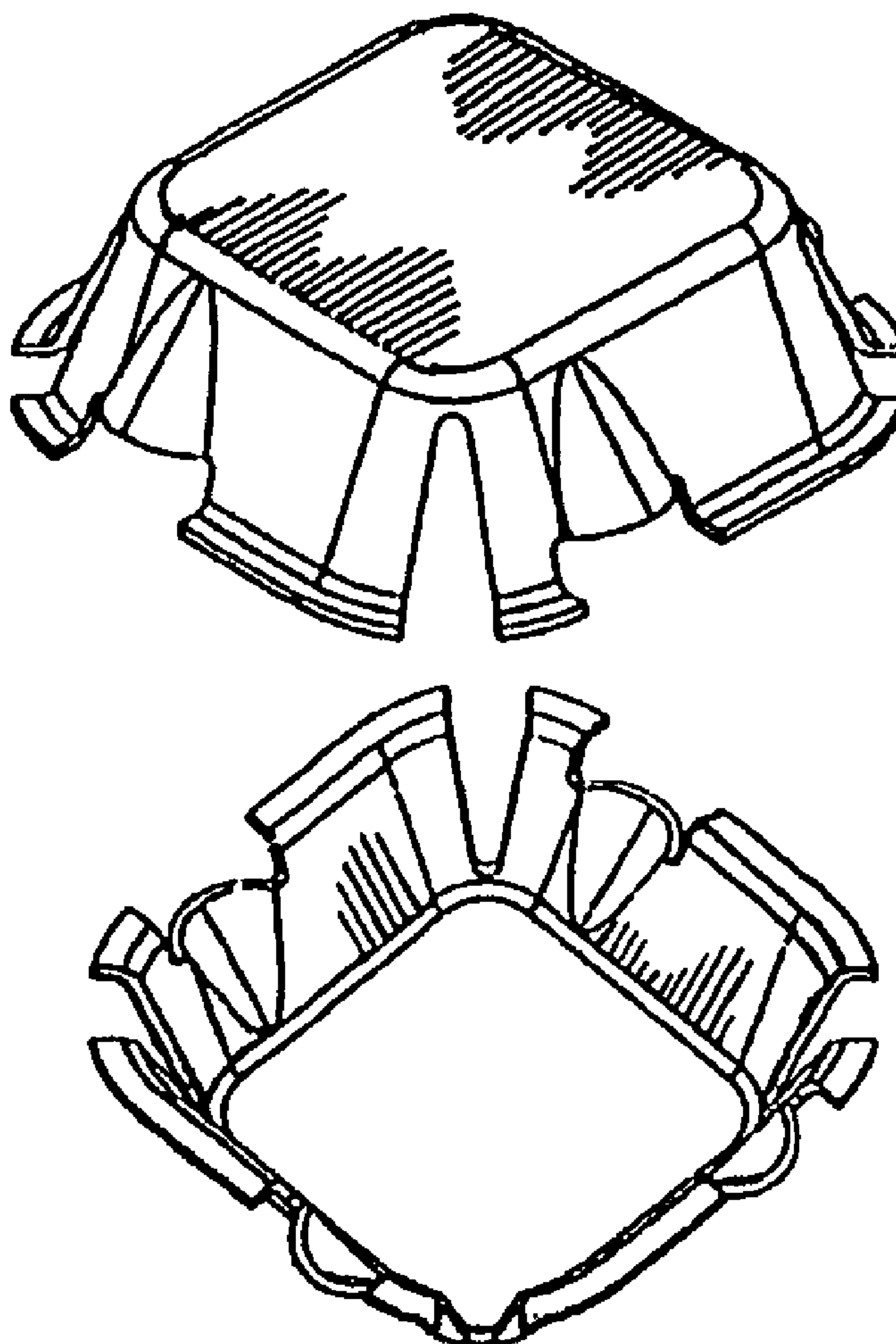
FIG. 2 is a side view of the device of FIG. 1, wherein the view  
from all four sides is identical;

FIG. 3 is a top view of the device of FIG. 1;

FIG. 4 is a bottom view of the device of FIG. 1; and,

FIG. 5 is a bottom perspective view of the device of FIG. 1.

**1 Claim, 1 Drawing Sheet**



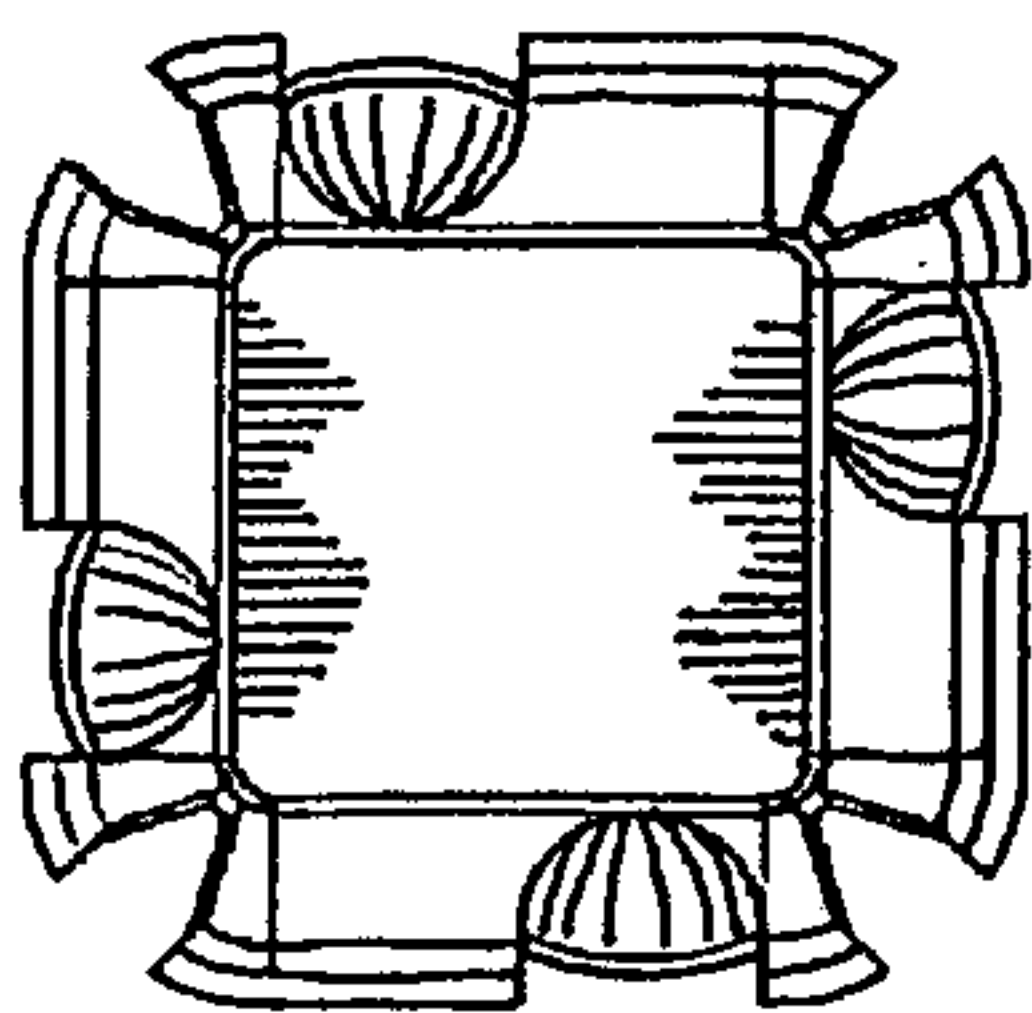


FIG. 4

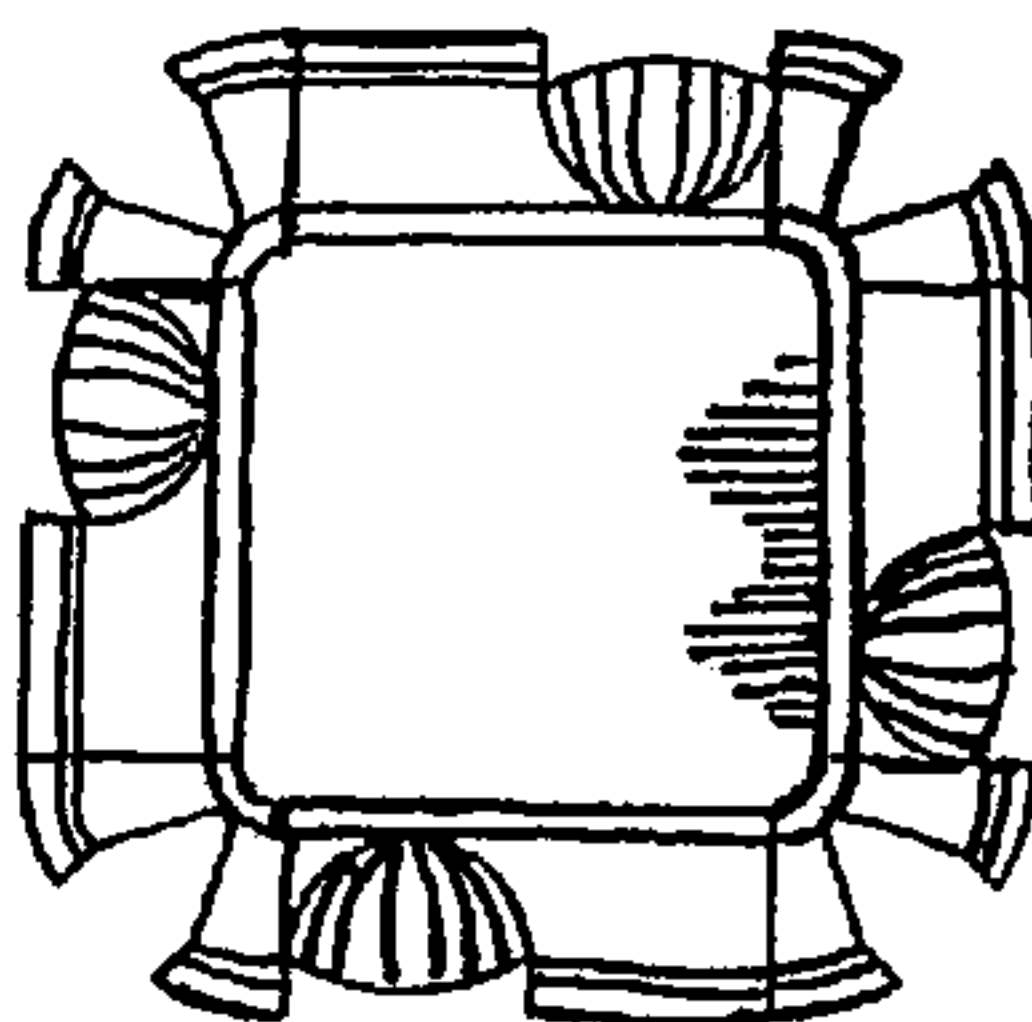


FIG. 3



FIG. 2




FIG. 1

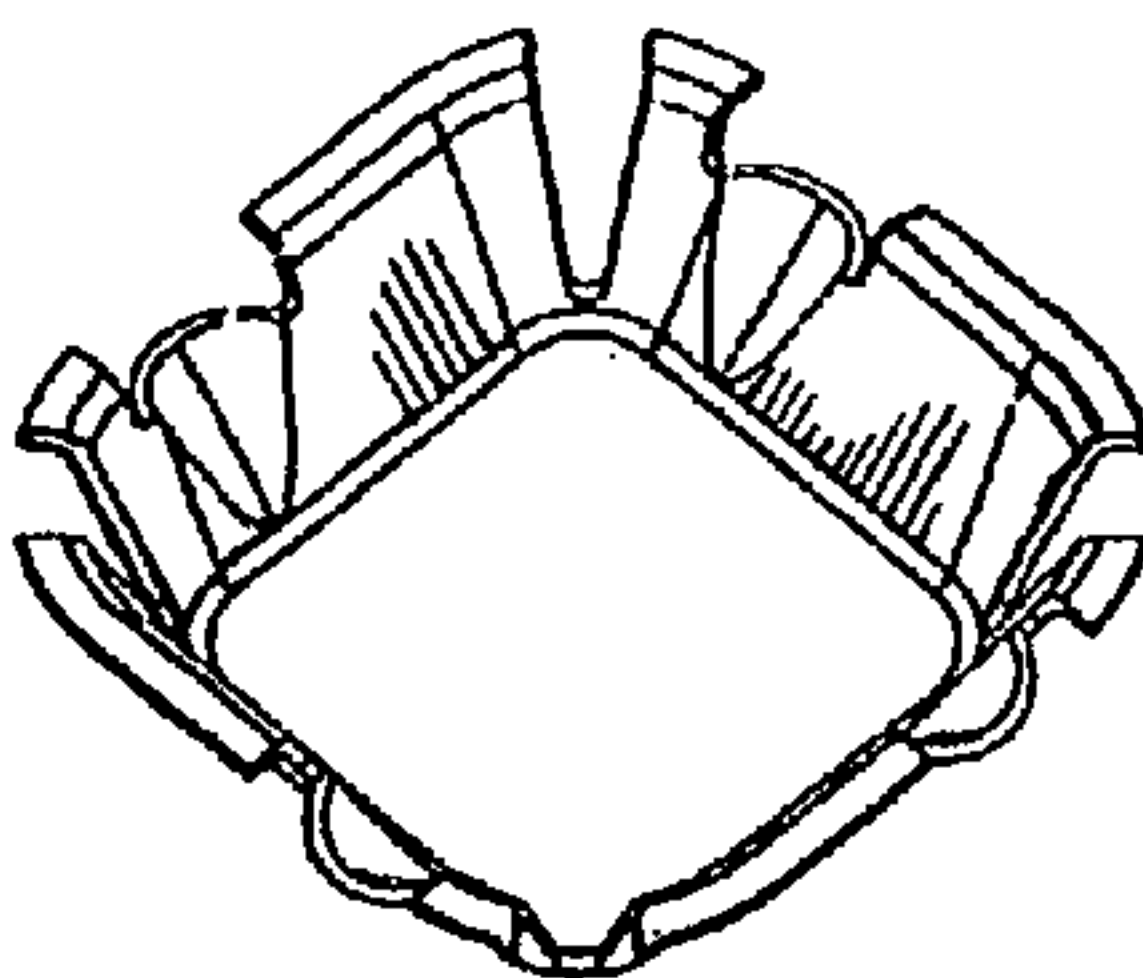


FIG. 5