

US00D573254S

(12) **United States Design Patent**  
**Kawakami et al.**

(10) **Patent No.:** **US D573,254 S**  
(45) **Date of Patent:** **\*\* Jul. 15, 2008**

(54) **DISPOSABLE DIAPER**

D525,706 S 7/2006 Pargass

(75) Inventors: **Yusuke Kawakami**, Kagawa (JP);  
**Tomoyo Kawaguchi**, Kagawa (JP)

FOREIGN PATENT DOCUMENTS

(73) Assignee: **Uni-Charm Corporation**,  
Shikokuchuo-Shi, Ehime-Ken (JP)

JP	D1067210	4/2000
JP	D1179806	5/2003
JP	D1179536	7/2003
JP	D1179804	7/2003
JP	D1179805	7/2003

(\*\*) Term: **14 Years**

(21) Appl. No.: **29/271,053**

(Continued)

(22) Filed: **Jan. 8, 2007**

*Primary Examiner*—Louis S Zarfaz  
*Assistant Examiner*—Michelle E Wilson

(30) **Foreign Application Priority Data**

(74) *Attorney, Agent, or Firm*—Darby & Darby P.C.

Jul. 7, 2006 (JP) ..... 2006-018115

(57) **CLAIM**

(51) **LOC (8) Cl.** ..... **24-04**

The ornamental design for a disposable diaper, as shown and described.

(52) **U.S. Cl.** ..... **D24/126**

(58) **Field of Classification Search** ..... D24/124–126;  
604/358–365, 385.21, 385.22, 385.23, 385.24,  
604/385.25

**DESCRIPTION**

See application file for complete search history.

The patent or application file contains at least one photograph. Copies of this patent with photograph(s) will be provided by the Office upon request and payment of the necessary fee.

(56) **References Cited**

U.S. PATENT DOCUMENTS

D235,937 S *	7/1975	Froidh	.....	D24/126
5,827,260 A *	10/1998	Suzuki et al.	.....	604/385.24
5,916,206 A *	6/1999	Otsubo et al.	.....	604/385.27
D414,262 S *	9/1999	Ashton et al.	.....	D24/126
6,302,871 B1 *	10/2001	Nakao et al.	.....	604/385.13
6,478,785 B1 *	11/2002	Ashton et al.	.....	604/385.01
D468,427 S *	1/2003	Carr et al.	.....	D24/126
D470,236 S *	2/2003	Carr et al.	.....	D24/126
D473,644 S *	4/2003	Carr et al.	.....	D24/126
D477,872 S *	7/2003	Sosalla	.....	D24/126
D478,169 S *	8/2003	Sosalla	.....	D24/126
D491,659 S	6/2004	Otsubo et al.		
D491,660 S *	6/2004	Otsubo et al.	.....	D24/126
D492,410 S	6/2004	Otsubo et al.		
6,837,961 B2 *	1/2005	Malchow et al.	.....	156/290
D504,510 S *	4/2005	Otsubo et al.	.....	D24/126
6,875,202 B2 *	4/2005	Kumasaka et al.	.....	604/385.22
D520,135 S *	5/2006	Otsubo et al.	.....	D24/126
D522,653 S *	6/2006	Otsubo et al.	.....	D24/126

FIG. 1 is a front perspective view of our new design for a disposable diaper;

FIG. 2 is a front elevation view thereof;

FIG. 3 is a left plan view thereof;

FIG. 4 is a rear plan view thereof;

FIG. 5 is a right side elevation view thereof;

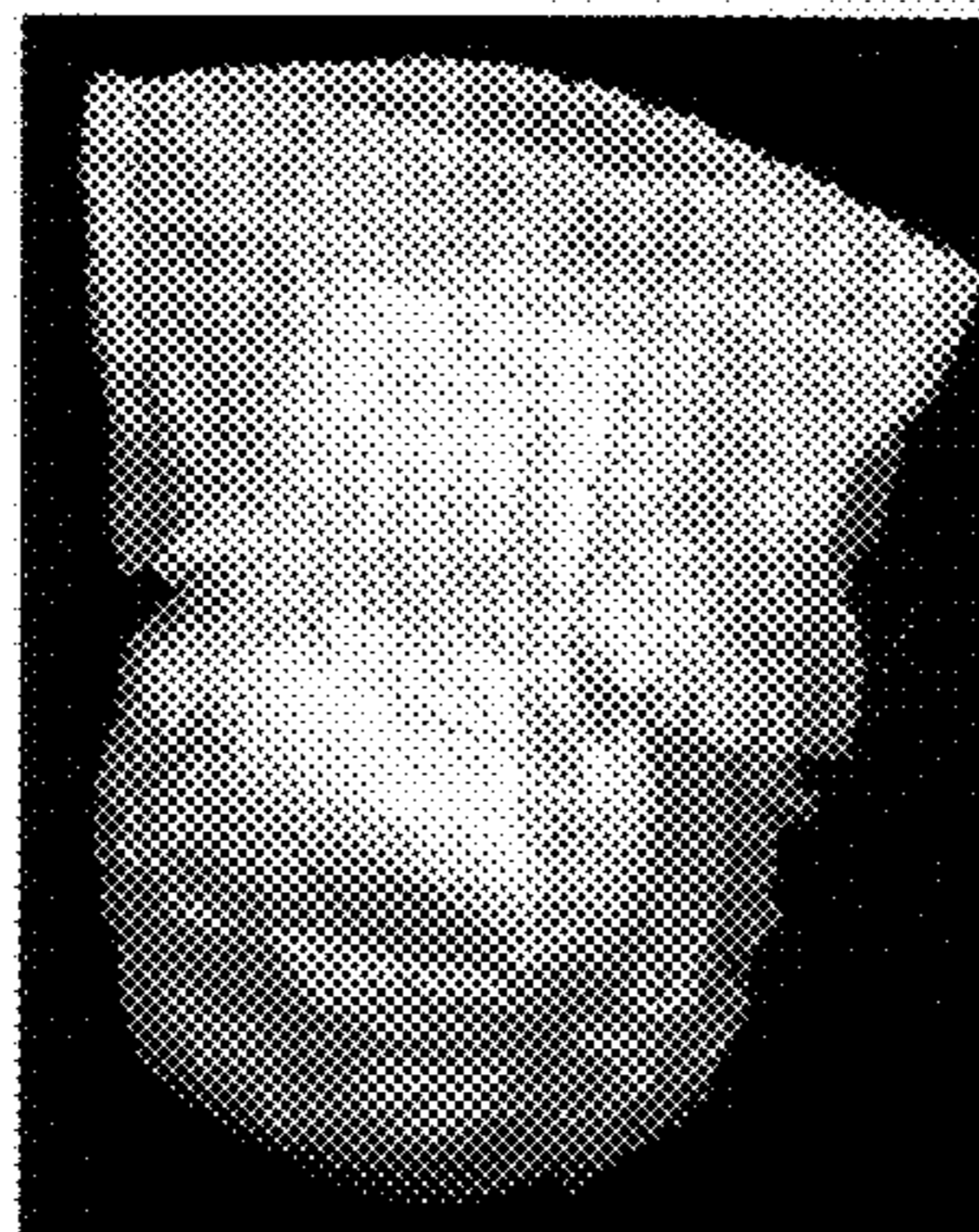
FIG. 6 is a top elevation view thereof;

FIG. 7 is a bottom perspective view thereof;

FIG. 8 is a partially enlarged view of the front elevation view of FIG. 2 in which a section of our new design is highlighted in the rectangular area enclosed by dashed lines; and,

FIG. 9 is a magnified view of the section of our new design as highlighted in FIG. 8.

**1 Claim, 5 Drawing Sheets**



# US D573,254 S

Page 2

---

FOREIGN PATENT DOCUMENTS					
			JP	D1267061	4/2006
			JP	D1268521	4/2006
			JP	D1268522	4/2006
			JP	D1269636	5/2006
			JP	D1270233	5/2006
			JP	D1295554	2/2007
			TW	581394	3/2004
			TW	581395	3/2004
			* cited by examiner		
JP	D1179806	7/2003			
JP	D1183660	9/2003			
JP	D1222174	9/2004			
JP	D1262662	2/2006			
JP	D1262897	2/2006			
JP	D1265118	3/2006			
JP	D1267058	4/2006			
JP	D1267059	4/2006			
JP	D1267060	4/2006			

FIG. 2




FIG. 1

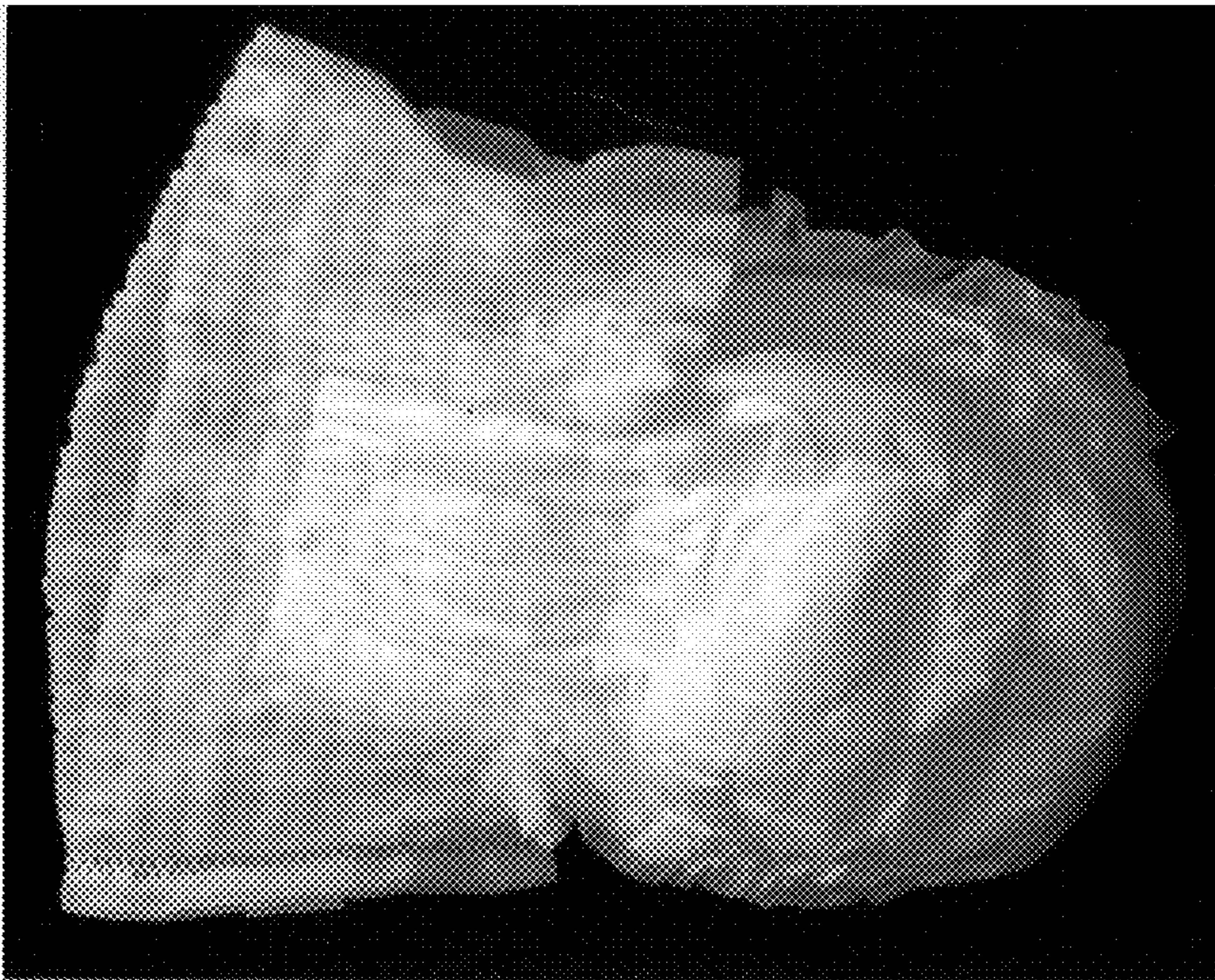


FIG. 5

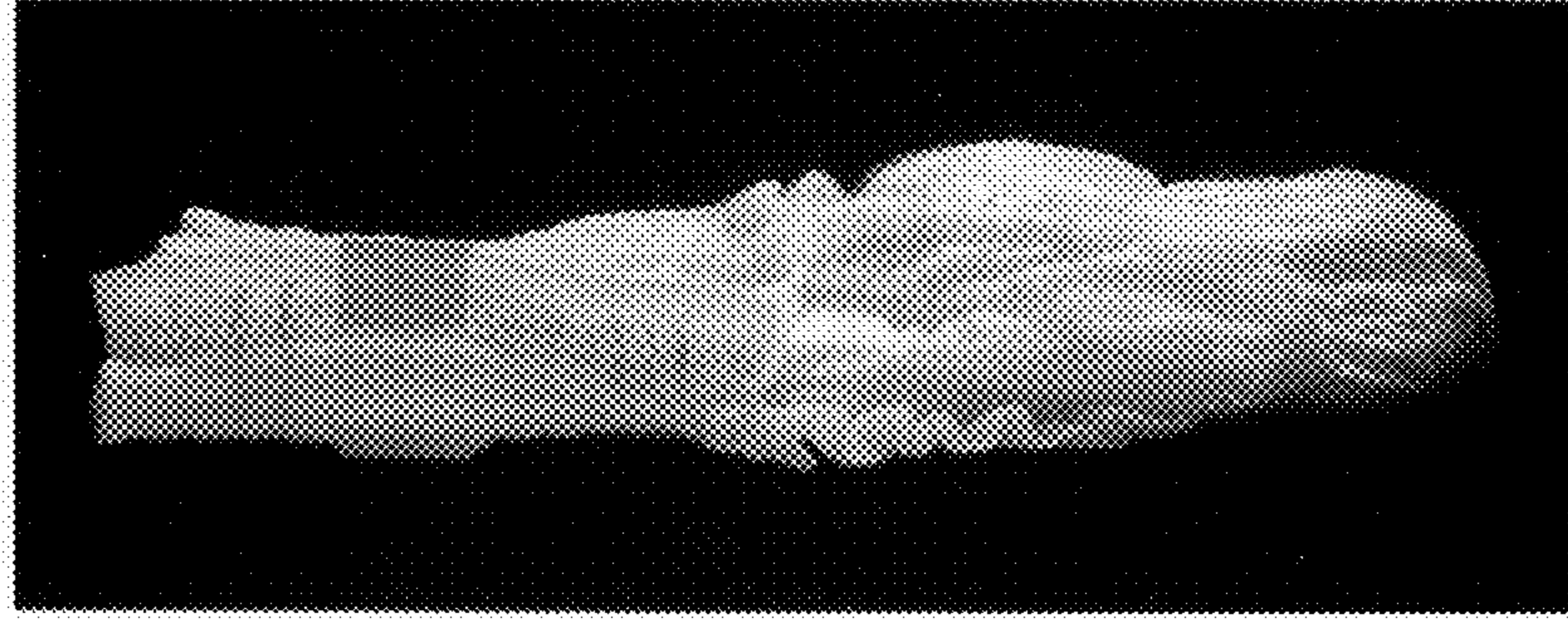


FIG. 4

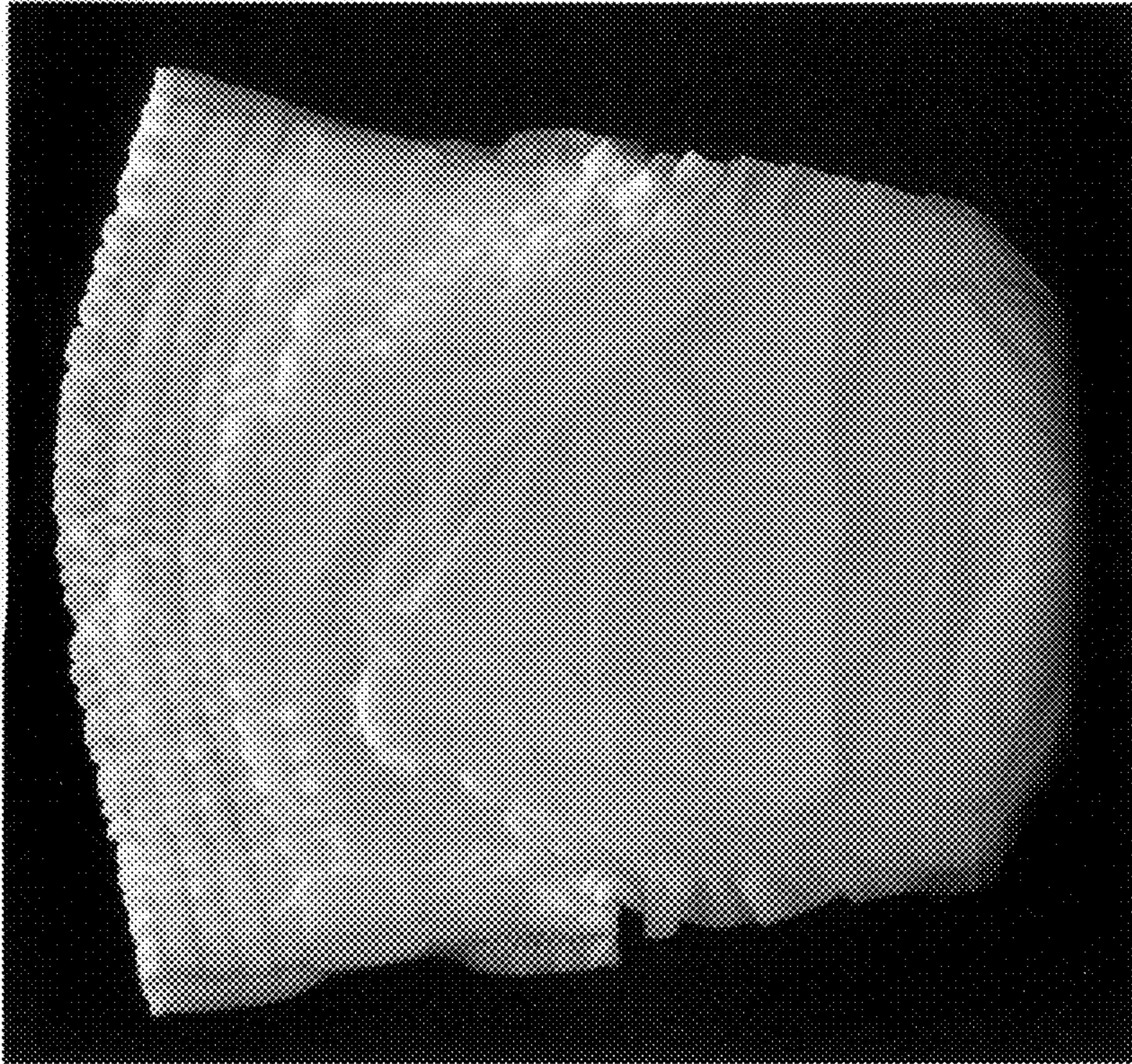


FIG. 3

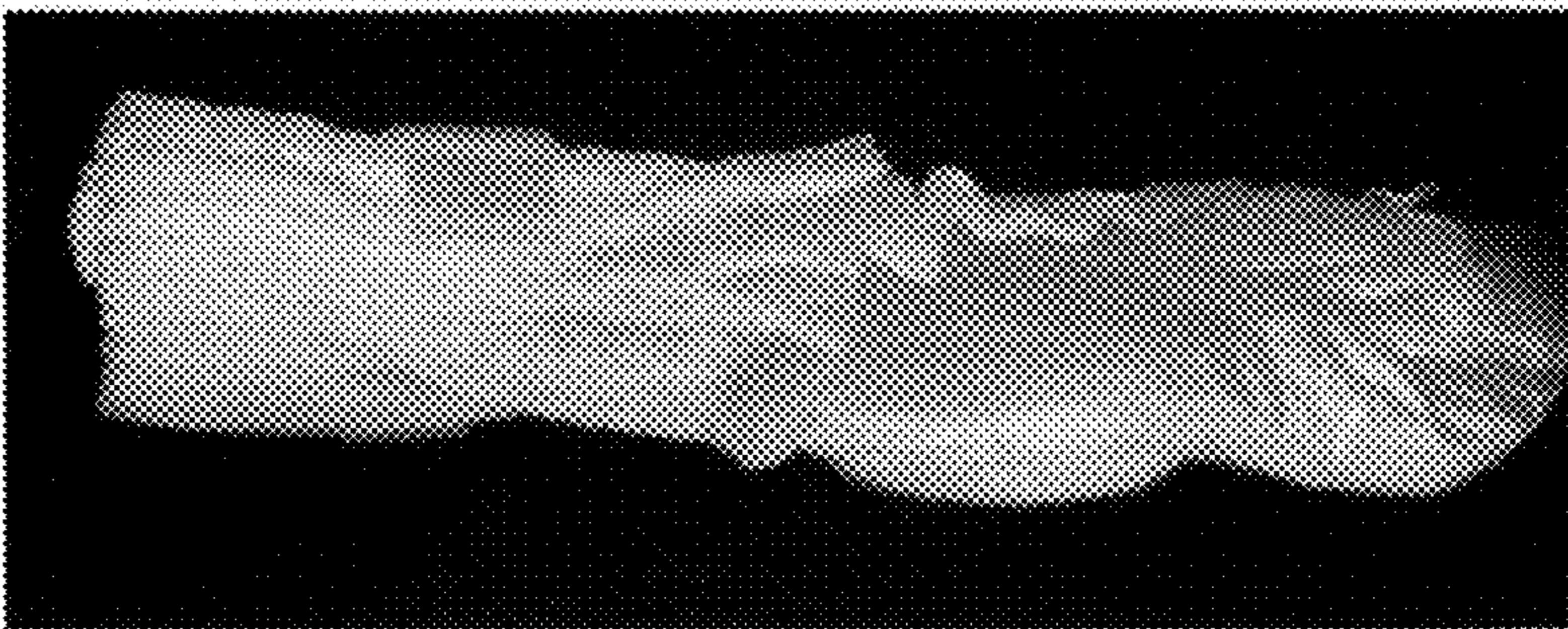


Fig. 6

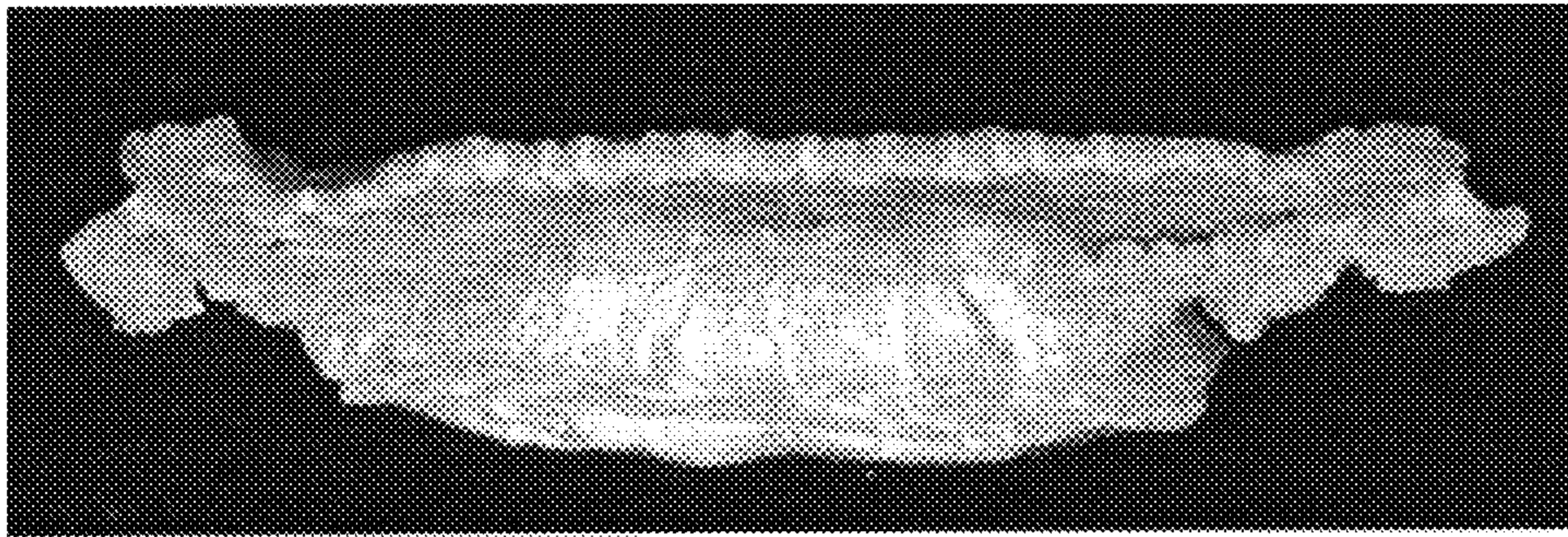


Fig. 7

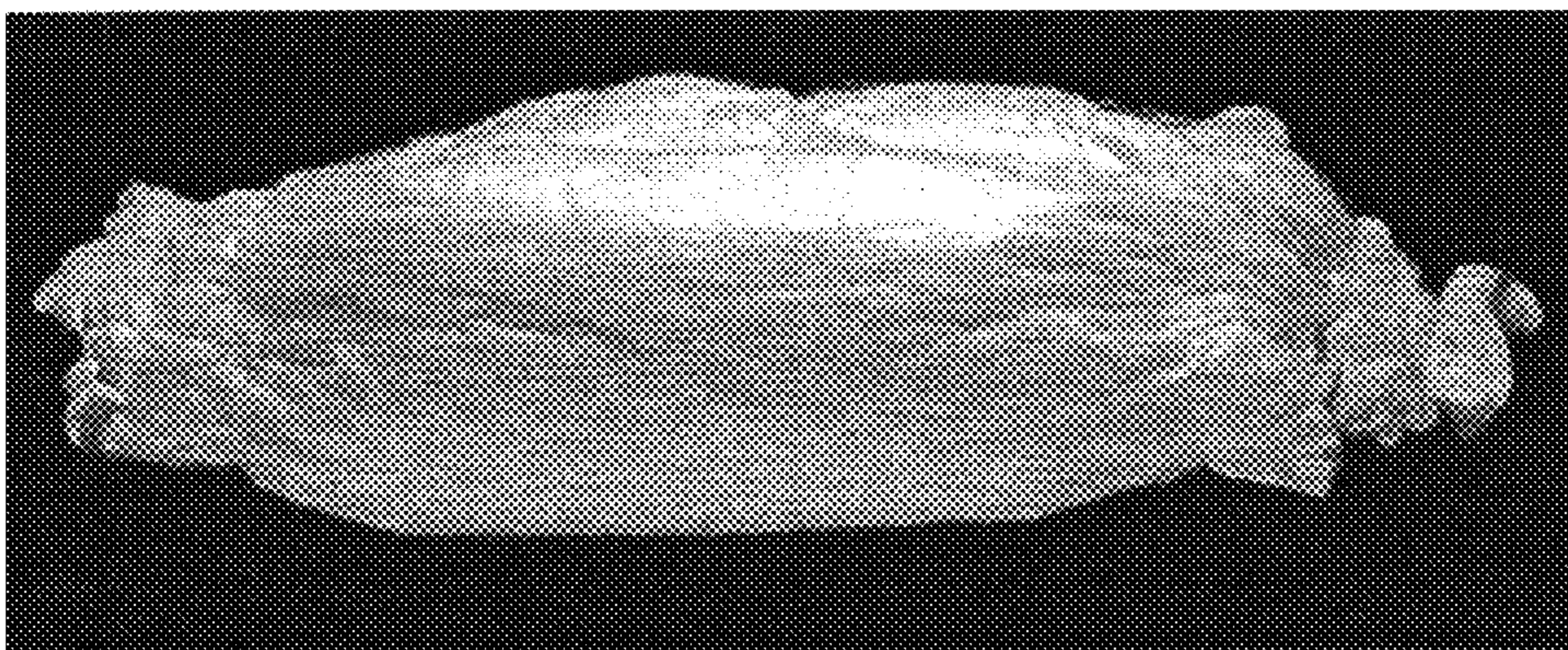


Fig. 8




Fig. 9

