



US00D573245S

(12) **United States Design Patent**
Pan

(10) **Patent No.:** **US D573,245 S**
(45) **Date of Patent:** **** Jul. 15, 2008**

- (54) **CEILING FAN BLADE HOLDER**
- (75) Inventor: **Peter Pan**, Shetzu (TW)
- (73) Assignee: **Air Cool Industrial Co., Ltd.**, Taichung (TW)
- (**) Term: **14 Years**
- (21) Appl. No.: **29/298,569**
- (22) Filed: **Dec. 7, 2007**
- (51) **LOC (8) Cl.** **23-04**
- (52) **U.S. Cl.** **D23/411**
- (58) **Field of Classification Search** D23/377,
D23/379, 385, 411, 413; 416/5
See application file for complete search history.

- D484,969 S 1/2004 Tai
- D485,344 S 1/2004 Tai
- D485,609 S 1/2004 Tai
- D485,611 S 1/2004 Tai
- D485,897 S 1/2004 Tai
- D490,888 S 6/2004 Tai
- D494,705 S 8/2004 Tai
- D501,578 S 2/2005 Tai
- D503,472 S 3/2005 Tai
- D503,473 S 3/2005 Tai
- D503,474 S 3/2005 Tai
- D503,475 S 3/2005 Tai
- D503,476 S 3/2005 Tai
- D503,795 S 4/2005 Tai
- D504,173 S 4/2005 Cohen
- D505,197 S 5/2005 Tai
- D505,724 S 5/2005 Tai
- D507,644 S 7/2005 Tai
- D507,830 S 7/2005 Pan
- D527,454 S * 8/2006 Hidalgo D23/411
- D530,811 S 10/2006 Ertze
- D531,722 S 11/2006 Ertze
- D532,901 S 11/2006 Ertze

(56) **References Cited**
U.S. PATENT DOCUMENTS

- 5,508,484 A 4/1996 Chen
- D396,530 S 7/1998 Tai
- D404,808 S 1/1999 Tai
- D404,809 S 1/1999 Tai
- D405,878 S 2/1999 Tai
- D408,073 S 4/1999 Tai
- D408,074 S 4/1999 Tai
- D408,516 S 4/1999 Tai
- D409,297 S 5/1999 Tai
- 6,059,531 A 5/2000 Tai
- 6,135,618 A 10/2000 Tai
- 6,259,025 B1 7/2001 Tai
- 6,379,116 B1 4/2002 Tai
- D457,947 S 5/2002 Tai
- 6,392,146 B1 5/2002 Tai
- D458,675 S 6/2002 Tai
- D478,381 S 8/2003 Tai
- D483,463 S 12/2003 Tai
- D483,464 S 12/2003 Tai
- D483,465 S 12/2003 Tai
- D483,847 S 12/2003 Tai
- D483,848 S 12/2003 Tai
- D483,849 S 12/2003 Tai
- D484,588 S 12/2003 Tai
- D484,850 S 1/2004 Johnson

(Continued)

Primary Examiner—Lisa P Lichtenstein
(74) *Attorney, Agent, or Firm*—Morrison & Foerster LLP

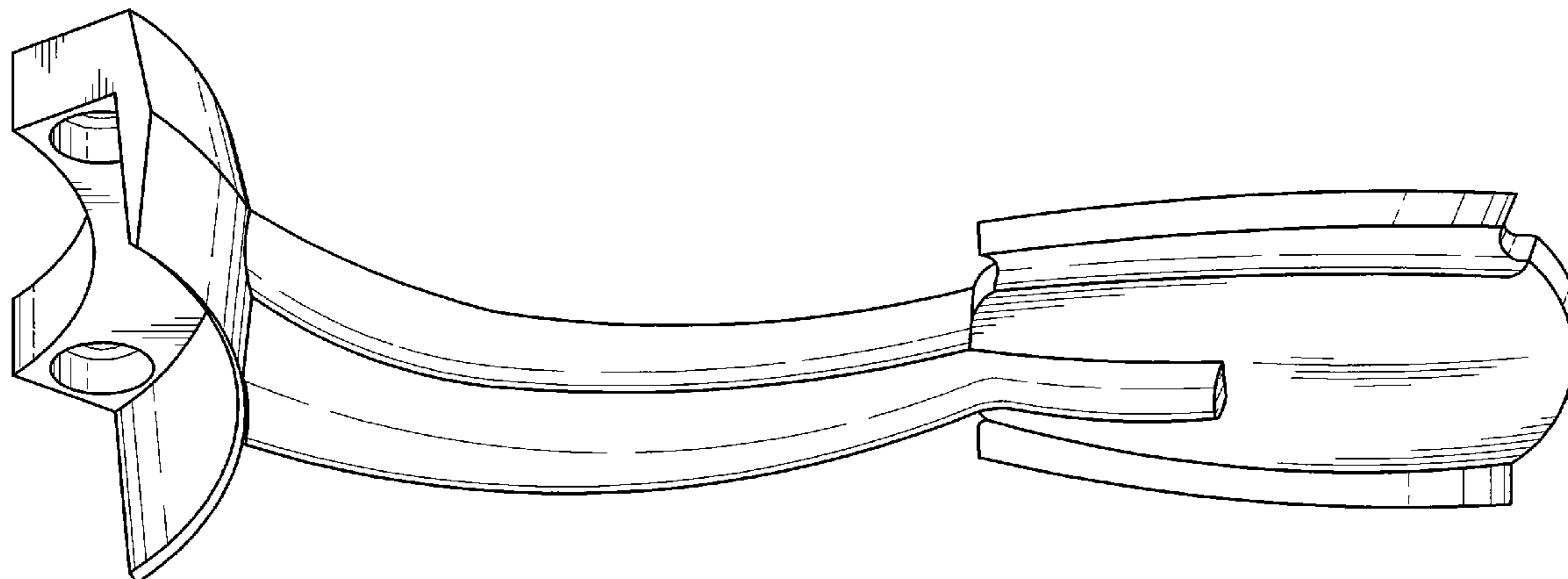
(57) **CLAIM**

The ornamental design for a ceiling fan blade holder, as shown and described.

DESCRIPTION

FIG. 1 is a perspective view of a ceiling fan blade holder;
FIG. 2 is a side view of a ceiling fan blade holder in accordance with the present invention; and,
FIG. 3 is a bottom view of the ceiling fan blade holder in accordance with the present invention.

1 Claim, 3 Drawing Sheets



US D573,245 S

Page 2

U.S. PATENT DOCUMENTS

D533,267 S	12/2006	Pan	D546,439 S	7/2007	Glasbrenner
D536,466 S	2/2007	Pan	D546,936 S	7/2007	Ertze
D539,896 S	4/2007	Pan	D547,435 S	7/2007	Lee
D541,409 S	4/2007	Ertze	D547,857 S	7/2007	Lee
D541,410 S	4/2007	Ertze	D544,250 S	10/2007	Shurtleff
D543,268 S	5/2007	Ertze	D552,777 S	10/2007	Pan
D543,302 S	5/2007	Ertze	D554,251 S	10/2007	Shurtleff
D545,422 S	6/2007	Glasbrenner	D561,328 S *	2/2008	Hidalgo D23/411

* cited by examiner

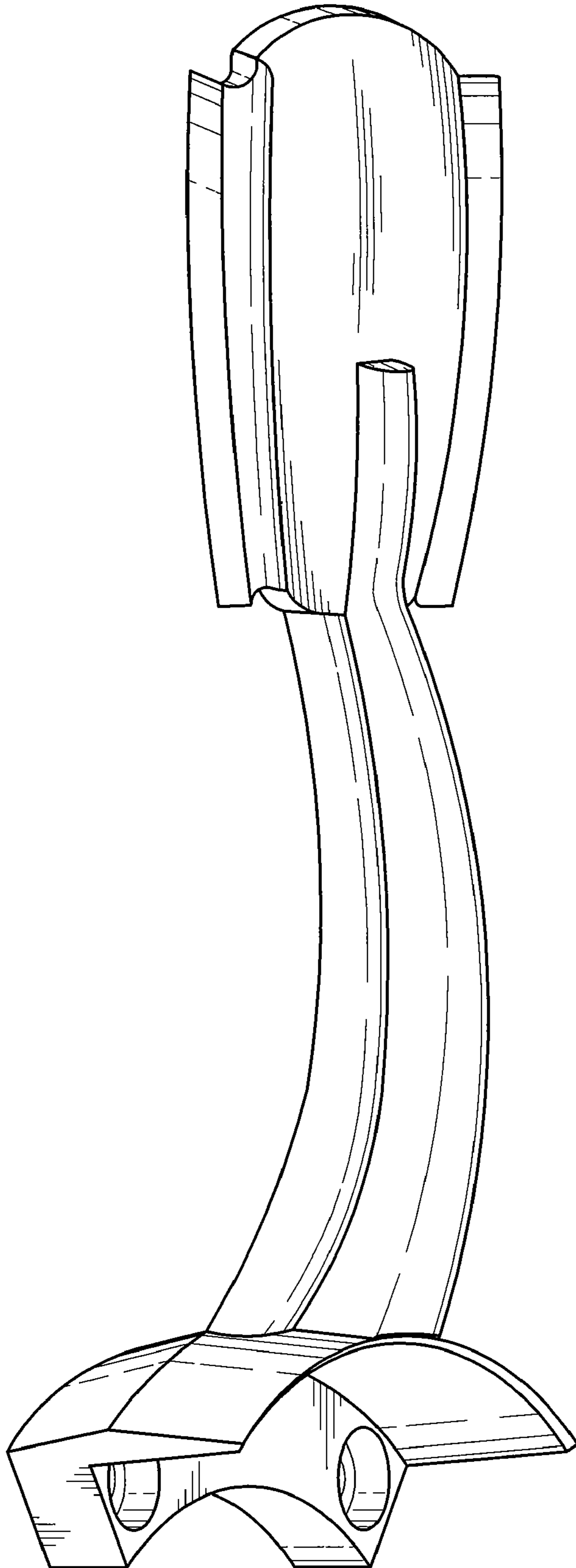


FIG. 1

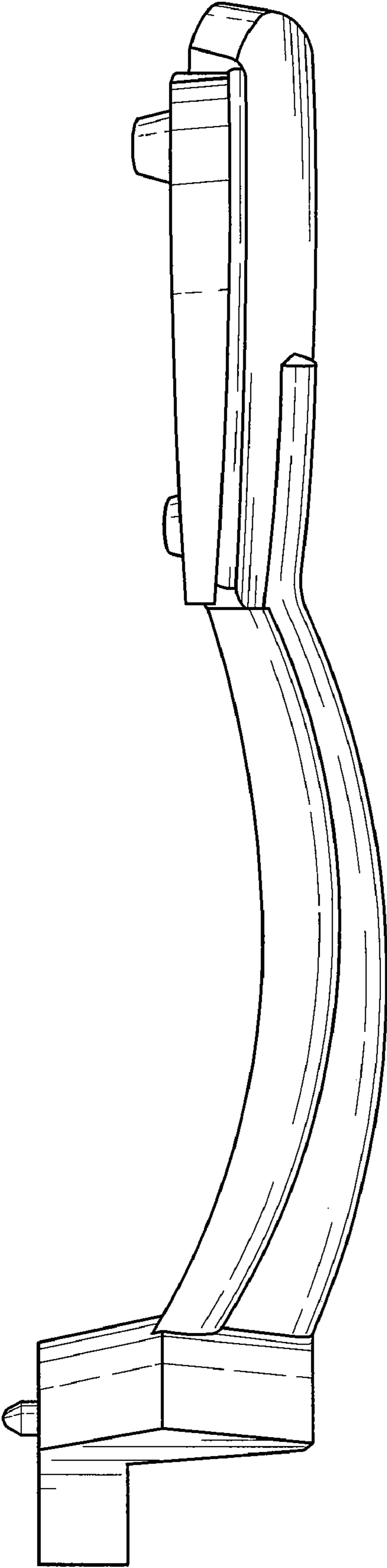


FIG. 2

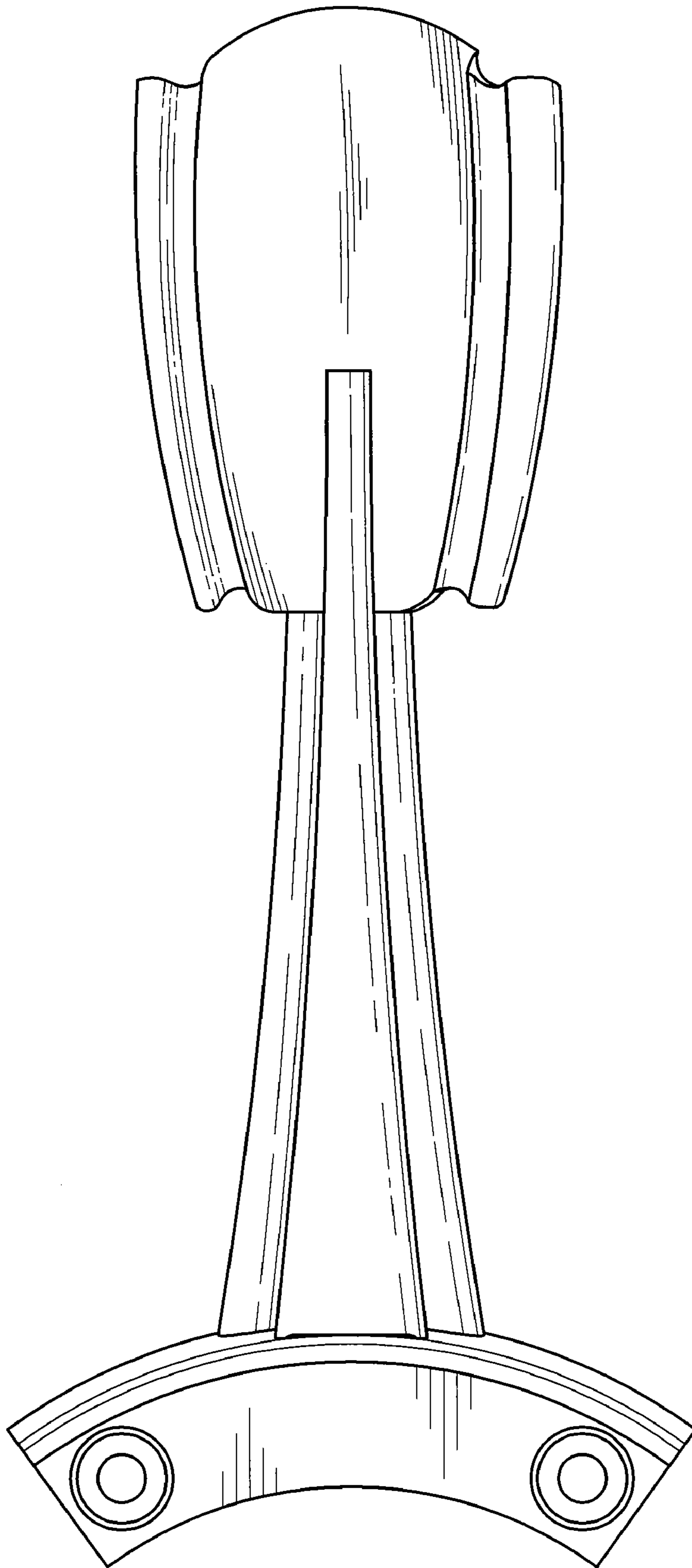


FIG. 3