



US00D573236S

(12) **United States Design Patent**  
**Selvam et al.**

(10) **Patent No.:** **US D573,236 S**

(45) **Date of Patent:** **\*\* Jul. 15, 2008**

(54) **RETAINING RING**

(75) Inventors: **Gopinath Selvam**, Verna (IN); **Mark D'Souza**, Verna (IN); **Ashley Alvares**, Verna (IN)

(73) Assignee: **Pentair Water India Private Limited**, Verna, Goa (IN)

(\*\*) Term: **14 Years**

(21) Appl. No.: **29/243,564**

(22) Filed: **Nov. 28, 2005**

(51) **LOC (8) Cl.** ..... **23-01**

(52) **U.S. Cl.** ..... **D23/269**

(58) **Field of Classification Search** ..... D8/354;  
411/517; 24/1; 451/398; D23/269  
See application file for complete search history.

(56) **References Cited**

**U.S. PATENT DOCUMENTS**

2,567,543	A *	9/1951	Brell	.....	411/517
2,656,594	A *	10/1953	Westling	.....	29/428
2,811,889	A *	11/1957	Wurzel	.....	24/1
2,985,054	A *	5/1961	Bramberry et al.	.....	411/517
6,390,908	B1 *	5/2002	Chen et al.	.....	451/398

6,588,447	B1 *	7/2003	Hendey	.....	137/315.06
6,624,968	B1 *	9/2003	Chessman et al.	.....	360/99.12
6,840,828	B1 *	1/2005	Higby	.....	440/83

\* cited by examiner

*Primary Examiner*—Holly H. Baynham

(74) *Attorney, Agent, or Firm*—Greenberg Traurig, LLP

(57) **CLAIM**

The ornamental design for a retaining ring, as shown and described.

**DESCRIPTION**

FIG. 1 is a perspective view of a retaining ring according to this invention;

FIG. 2 is a top view thereof;

FIG. 3 is an edge view thereof;

FIG. 4 is a view from the opposite edge;

FIG. 5 is an edge view of the retaining ring illustrated in FIG. 6;

FIG. 6 is a bottom view thereof; and,

FIG. 7 is an opposite edge view of the retaining ring illustrated in FIG. 6.

**1 Claim, 2 Drawing Sheets**

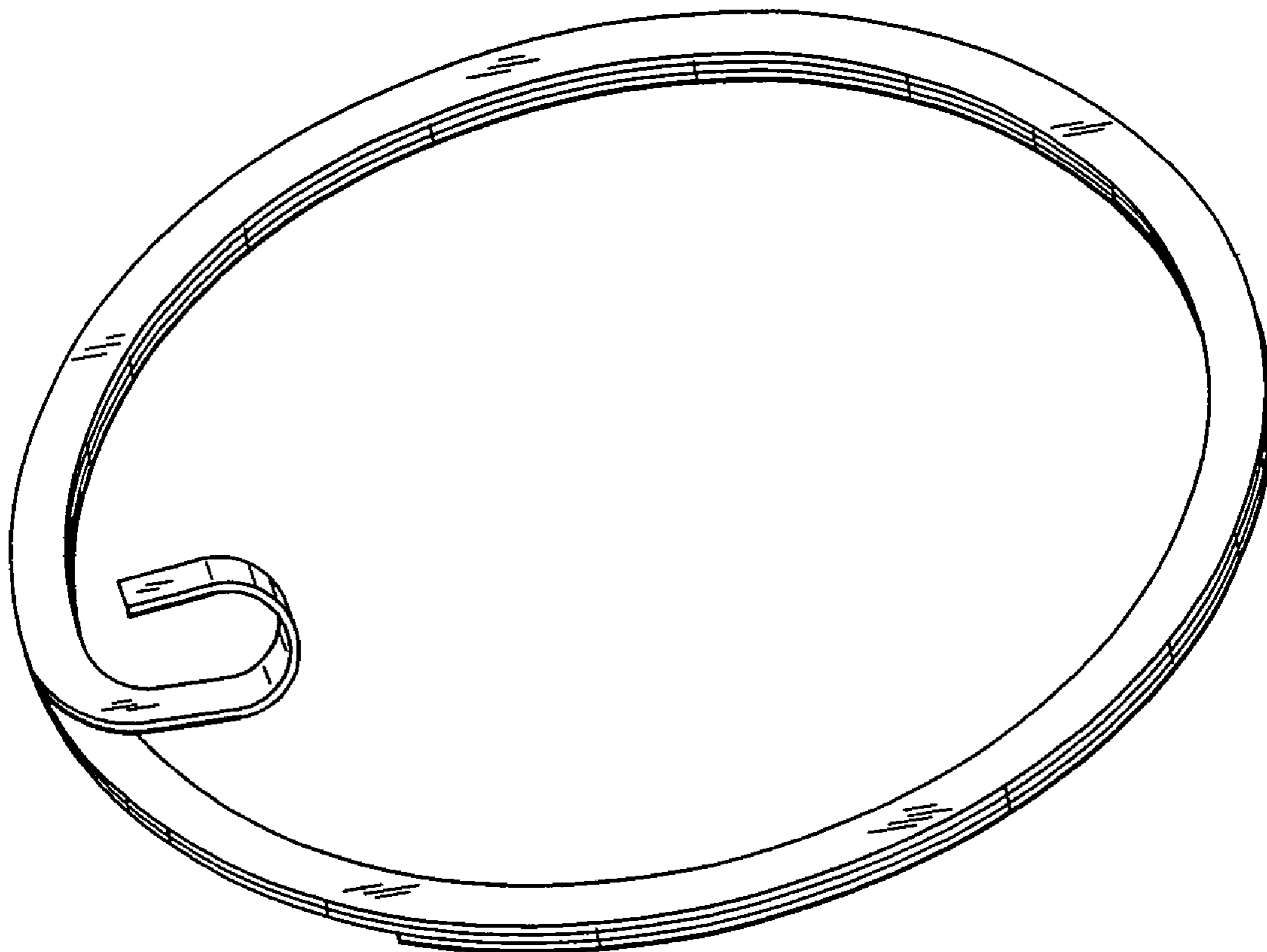


FIG. 1

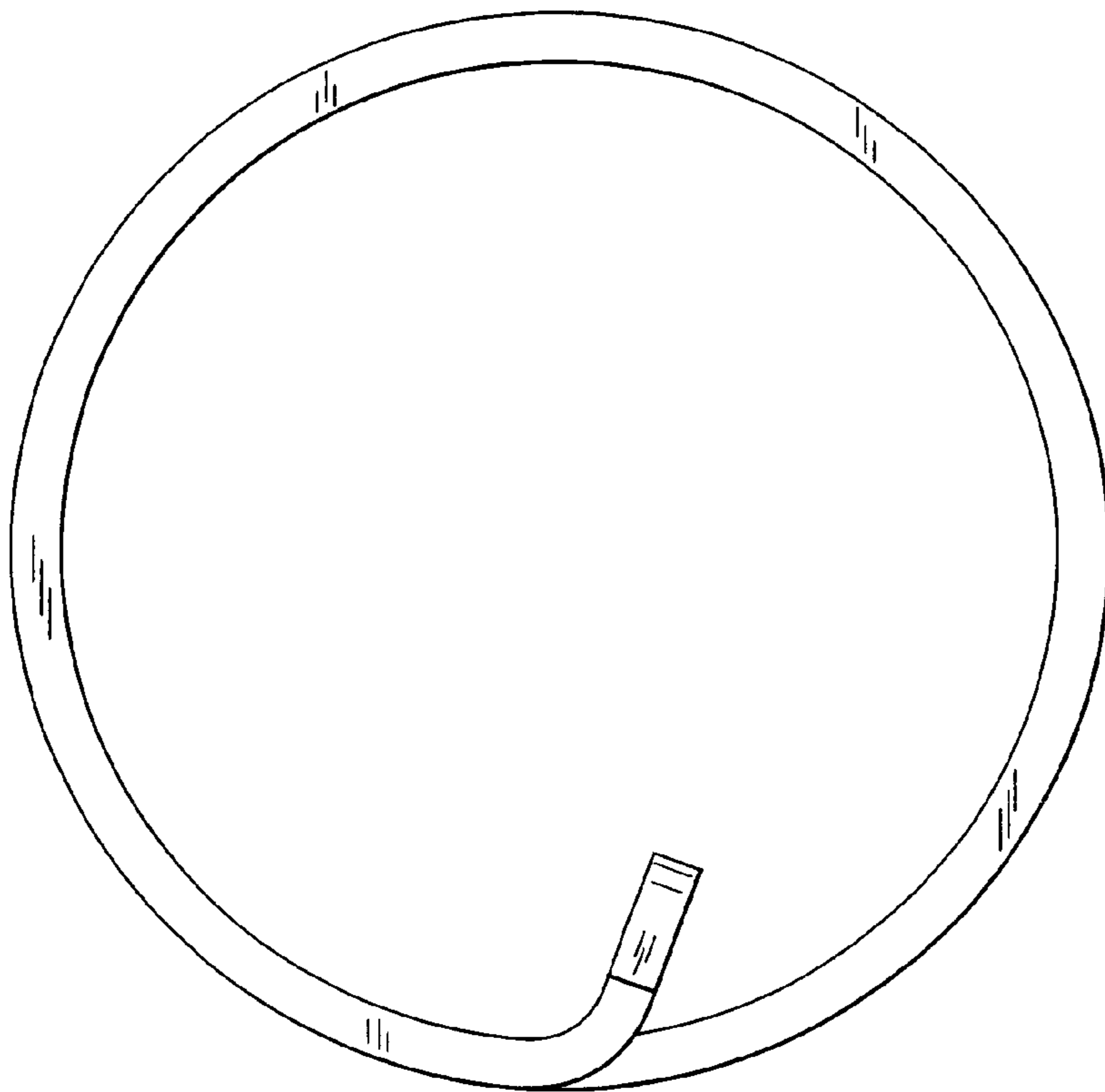
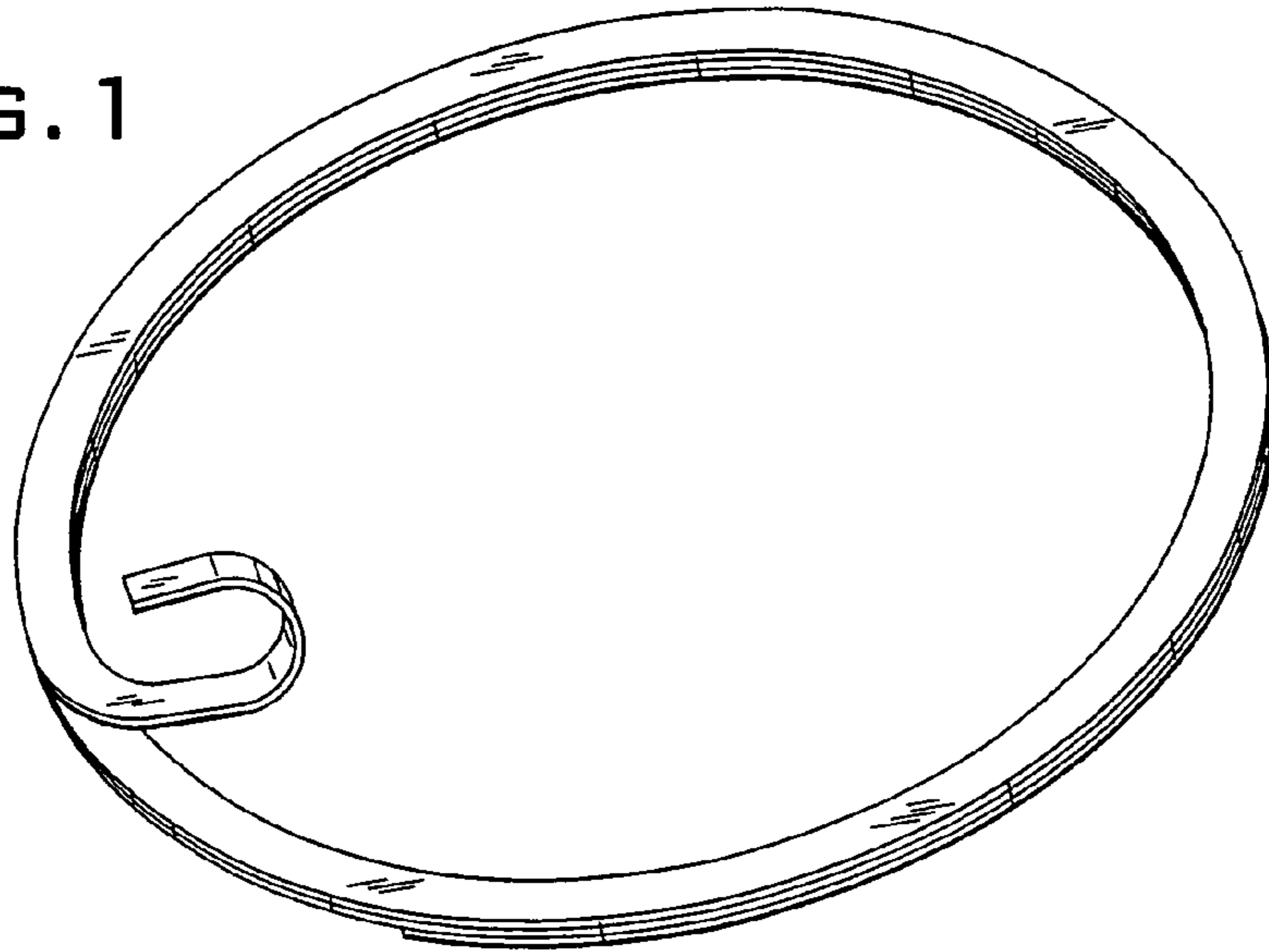


FIG. 2



FIG. 3



FIG. 4




FIG. 5

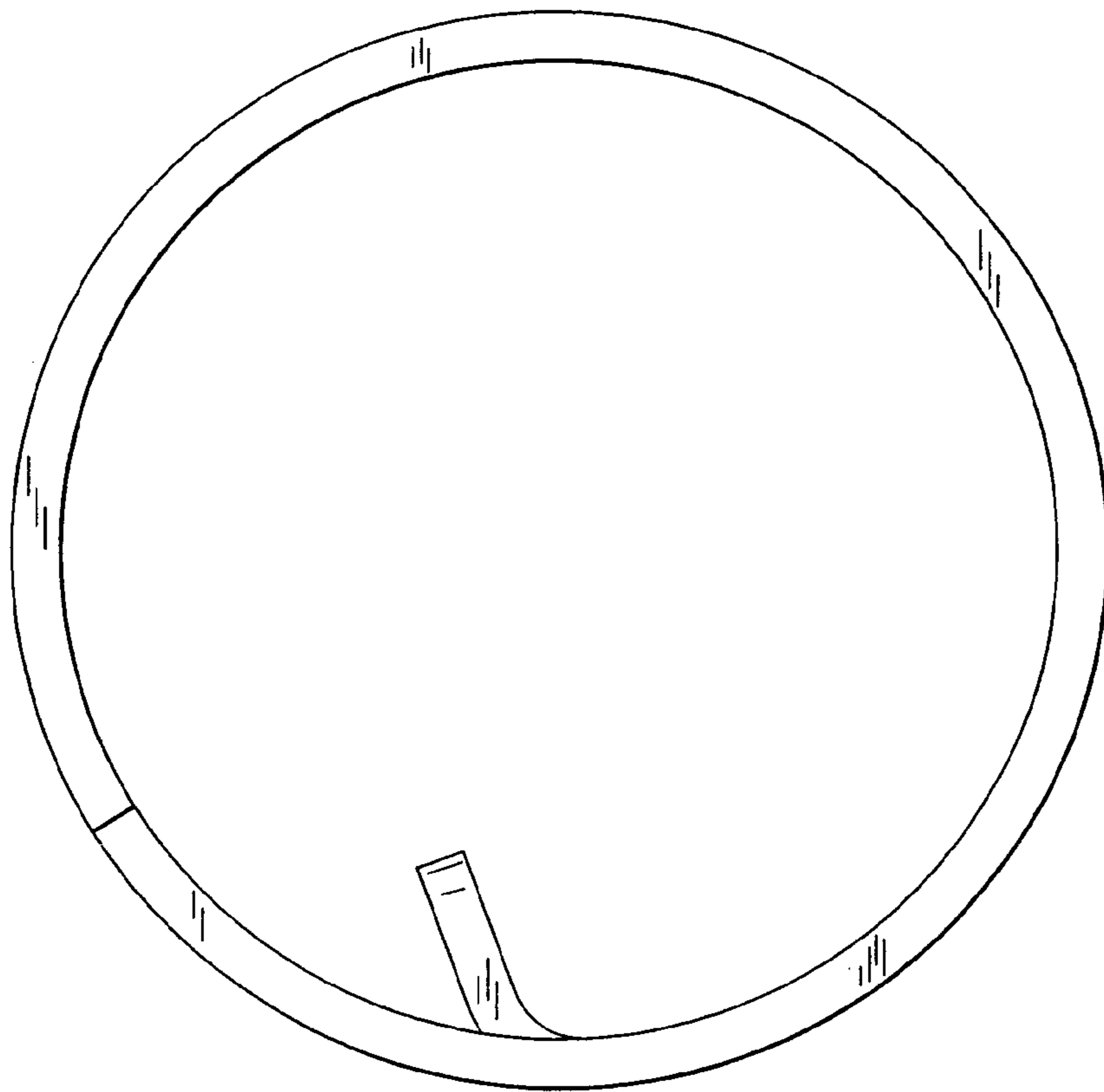


FIG. 6



FIG. 7