



US00D573184S

(12) **United States Design Patent**  
**Vadenne**

(10) **Patent No.:** **US D573,184 S**  
(45) **Date of Patent:** **\*\* Jul. 15, 2008**

(54) **WRITING INSTRUMENT**

(75) Inventor: **Franck Vadenne**, Bezons (FR)

(73) Assignee: **Societe BIC**, Clichy (FR)

(\*\*) Term: **14 Years**

(21) Appl. No.: **29/258,066**

(22) Filed: **Apr. 14, 2006**

(30) **Foreign Application Priority Data**

Oct. 19, 2005 (EM) ..... 000418496

(51) **LOC (8) Cl.** ..... **19-06**

(52) **U.S. Cl.** ..... **D19/50**

(58) **Field of Classification Search** ..... D19/35,  
D19/36, 41-51, 53-57; 24/11 R, 11 F, 11 P;  
401/52, 99, 100, 104, 105, 106, 107, 108,  
401/109, 192, 195, 196

See application file for complete search history.

(56) **References Cited**

**U.S. PATENT DOCUMENTS**

- 3,453,694 A \* 7/1969 Hechtle ..... 24/11 F
- D395,448 S \* 6/1998 Chevalier ..... D19/51
- D398,934 S \* 9/1998 Veillon ..... D19/51
- D452,878 S \* 1/2002 Candelora et al. .... D19/43
- D458,306 S \* 6/2002 Moon ..... D19/51
- D460,484 S \* 7/2002 Bianco, Jr. .... D19/43
- D489,087 S \* 4/2004 Kent ..... D19/43
- D498,494 S \* 11/2004 Conklin et al. .... D19/51

- D508,950 S \* 8/2005 Kiple et al. .... D19/50
- D509,853 S \* 9/2005 Anand ..... D19/51
- D547,803 S \* 7/2007 Mori ..... D19/51
- D550,282 S \* 9/2007 Neuenschwander et al. .. D19/51
- D552,673 S \* 10/2007 Rolion et al. .... D19/47

**FOREIGN PATENT DOCUMENTS**

WO DM/062961 \* 2/2003

\* cited by examiner

*Primary Examiner*—Elizabeth A Albert

(74) *Attorney, Agent, or Firm*—The H. T. Than Law Group

(57) **CLAIM**

The ornamental design for a writing instrument, as shown and described.

**DESCRIPTION**

FIG. 1 is a front, right perspective view of a writing instrument according to the present invention.

FIG. 2 is a front elevational view thereof;

FIG. 3 is a back elevational view thereof;

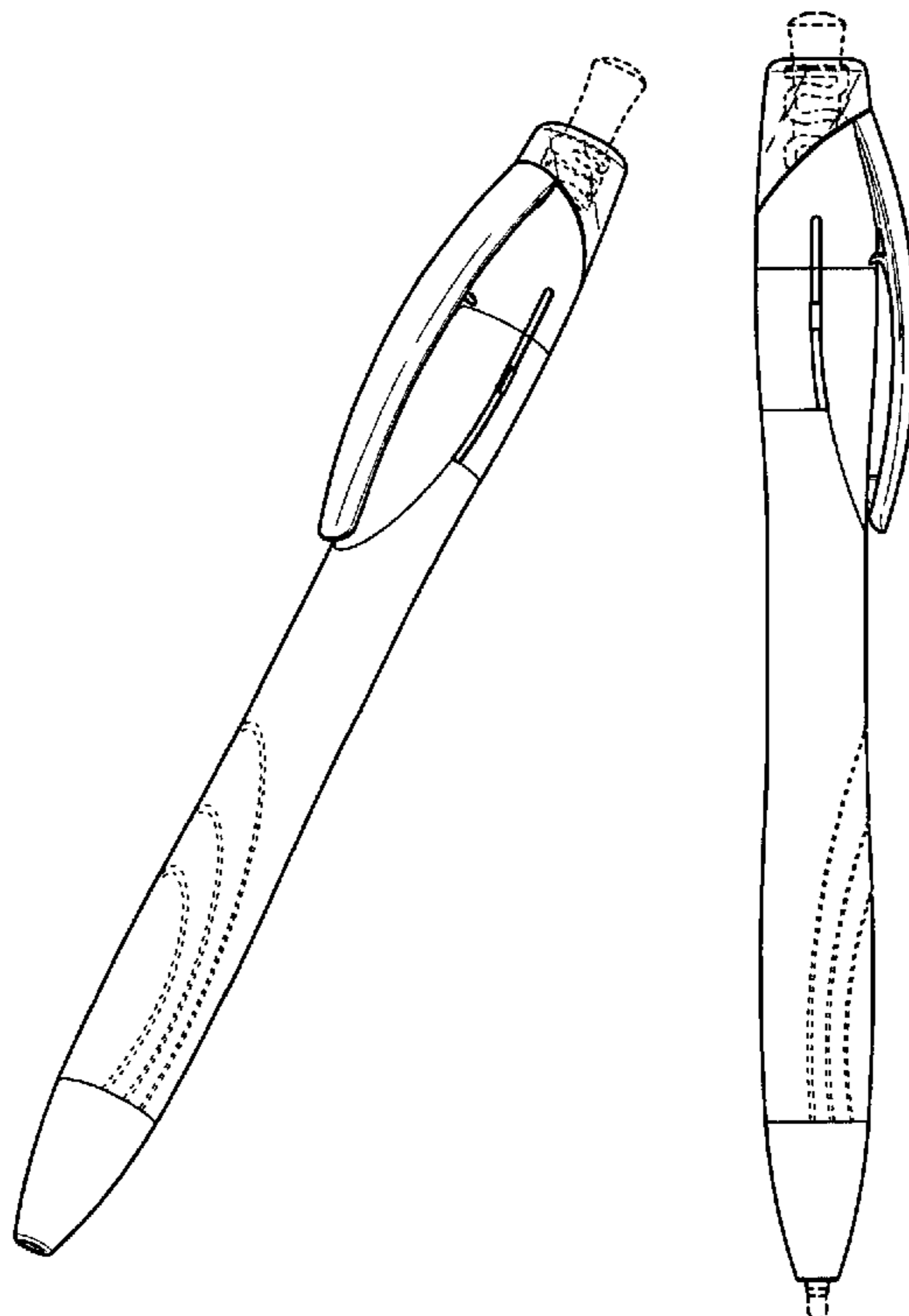
FIG. 4 is a left side elevational view thereof; the right side elevational view being an exact mirror image thereof;

FIG. 5 is a top end view thereof; and,

FIG. 6 is a bottom end view thereof.

The broken lines on the pen are included for the purpose of illustrating environment and form no part of the claimed design.

**1 Claim, 4 Drawing Sheets**



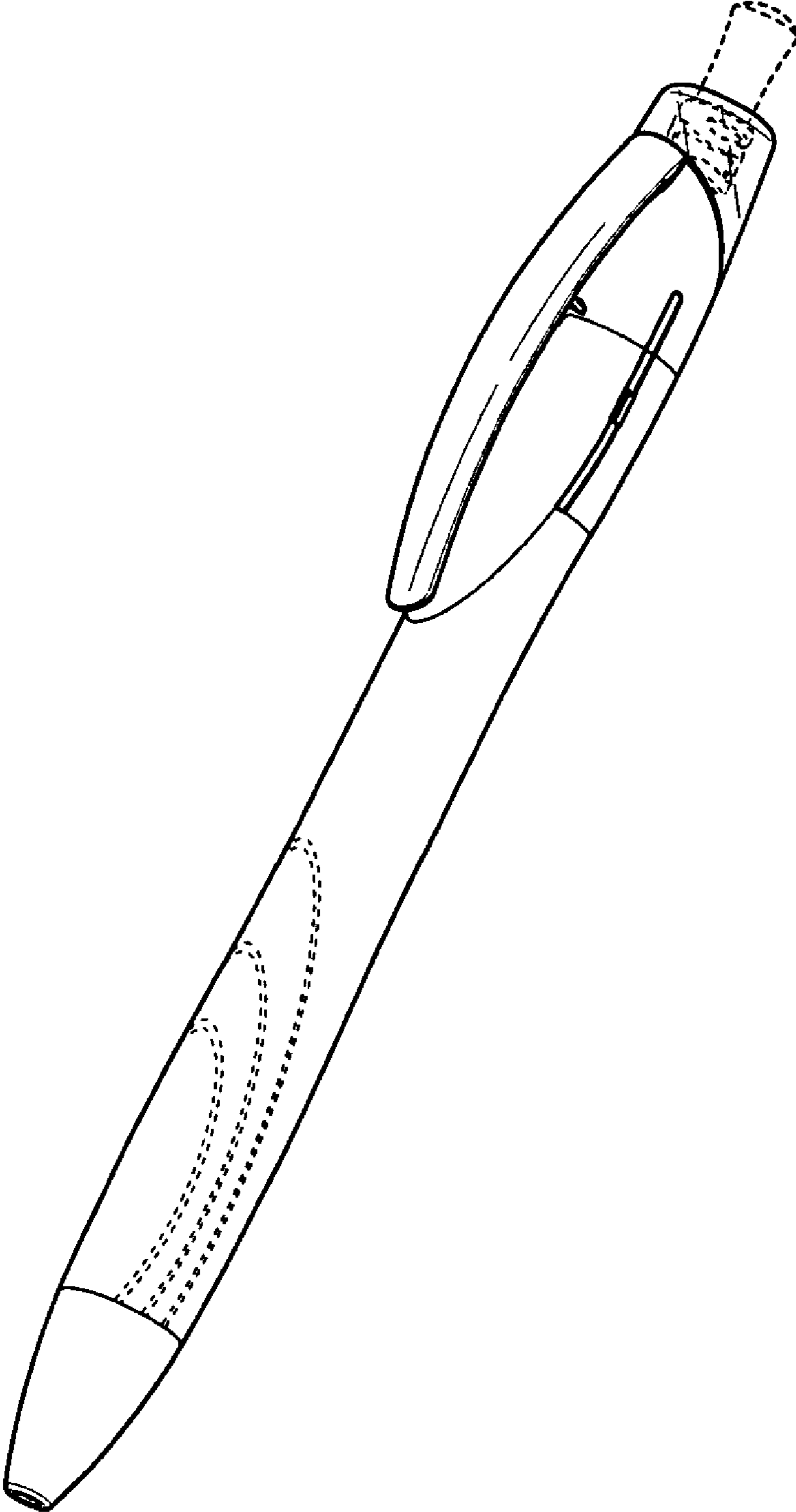


FIG. 1

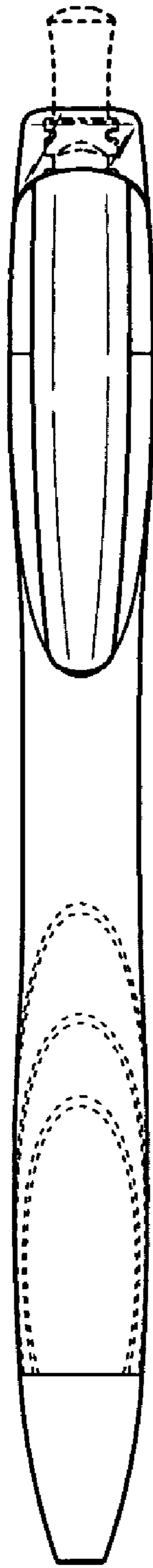


FIG. 2

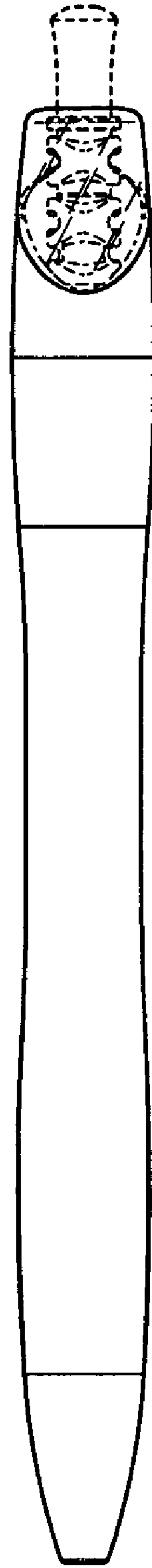


FIG. 3

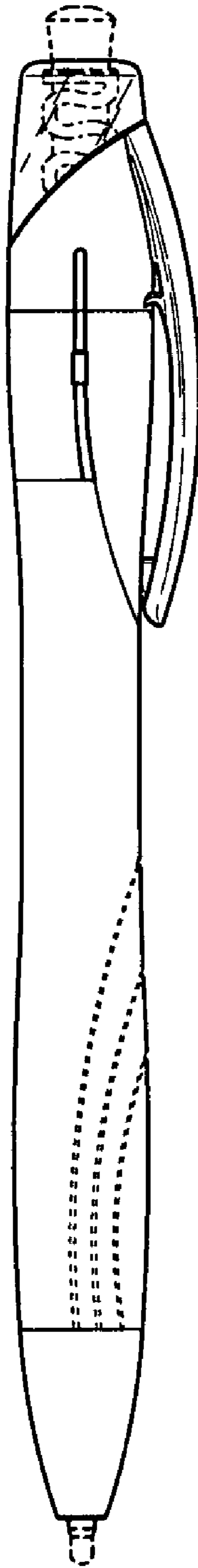


FIG. 4

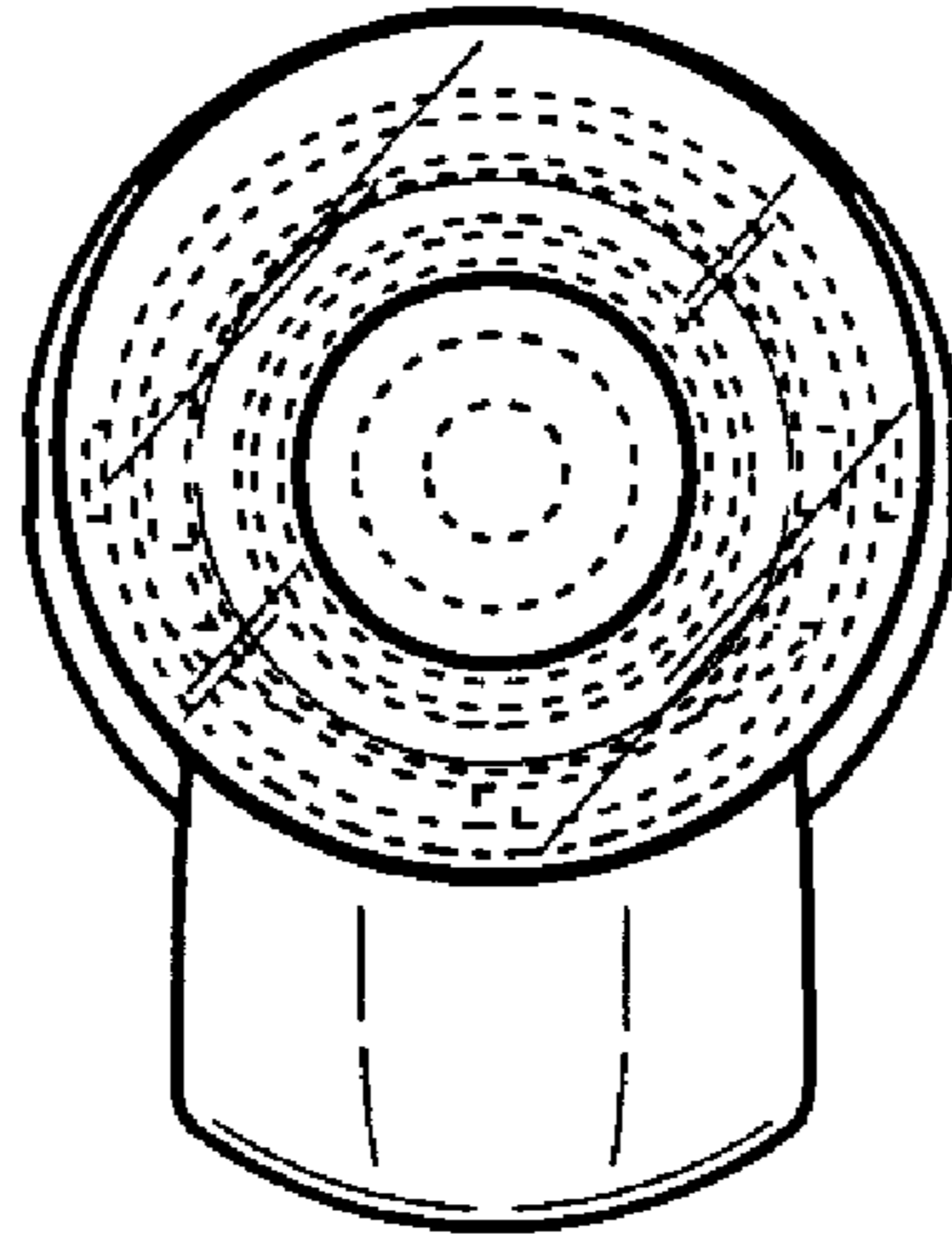


FIG. 5

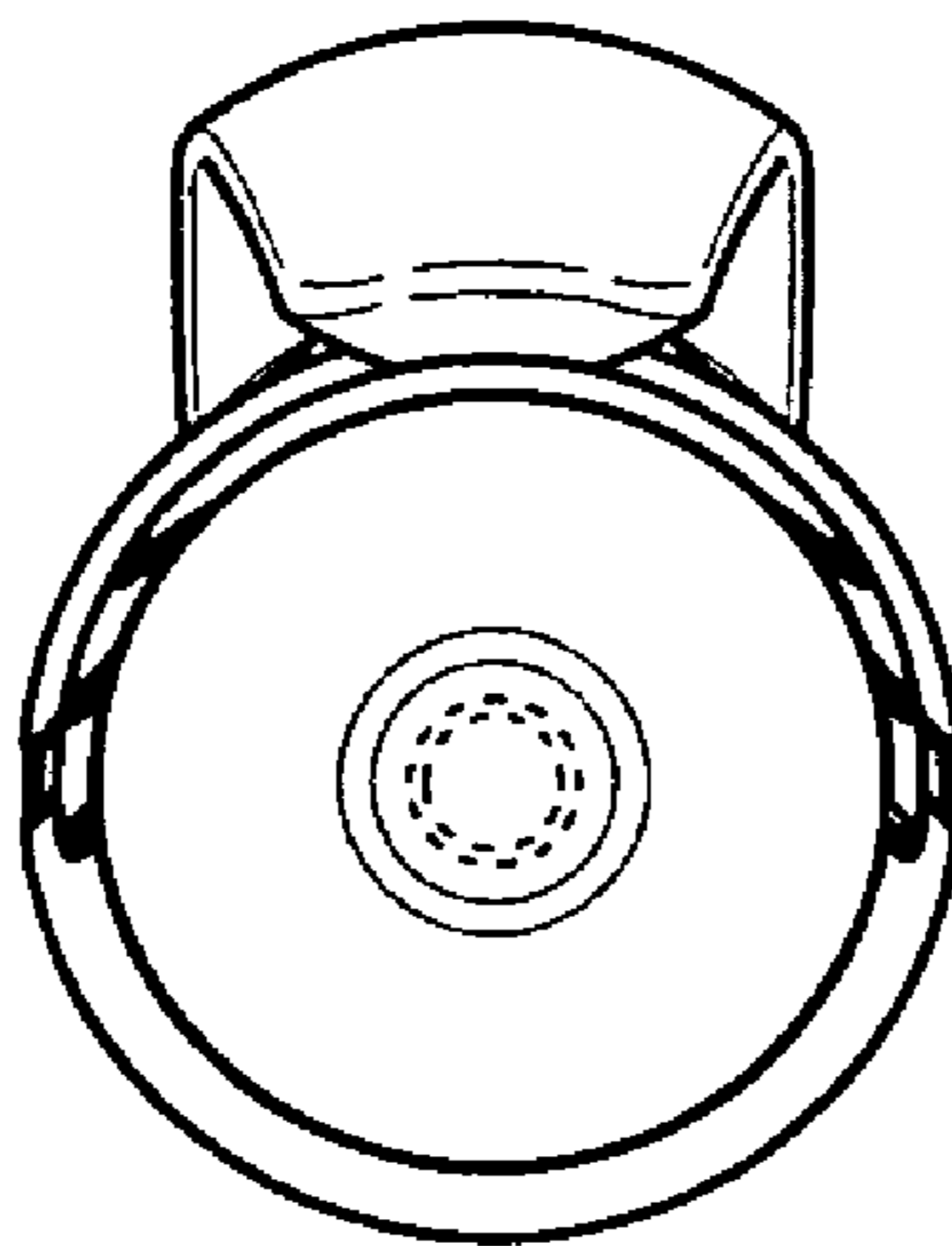


FIG. 6