



US00D573147S

(12) **United States Design Patent**  
**Uliano et al.**

(10) **Patent No.:** **US D573,147 S**  
(45) **Date of Patent:** **\*\* Jul. 15, 2008**

(54) **BEZEL**

D479,241 S \* 9/2003 Witte ..... D14/441  
D492,315 S \* 6/2004 Gant et al. .... D14/441  
D514,110 S \* 1/2006 Liu et al. .... D14/441

(75) Inventors: **George Uliano**, Orlando, FL (US);  
**Jason Faulconer**, Orlando, FL (US)

(73) Assignee: **Locking Systems International Inc.**,  
Orlando, FL (US)

\* cited by examiner

*Primary Examiner*—Freda S Nunn

(\*\*) Term: **14 Years**

(57) **CLAIM**

(21) Appl. No.: **29/248,443**

The ornamental design for bezel, as shown and described.

(22) Filed: **Aug. 16, 2006**

**DESCRIPTION**

(51) **LOC (8) Cl.** ..... **14-02**  
(52) **U.S. Cl.** ..... **D14/441**  
(58) **Field of Classification Search** ..... D14/441-446;  
D13/162, 184, 199; 312/223.2; 361/680-686,  
361/690-696; 369/34.01, 36.01; 360/92  
See application file for complete search history.

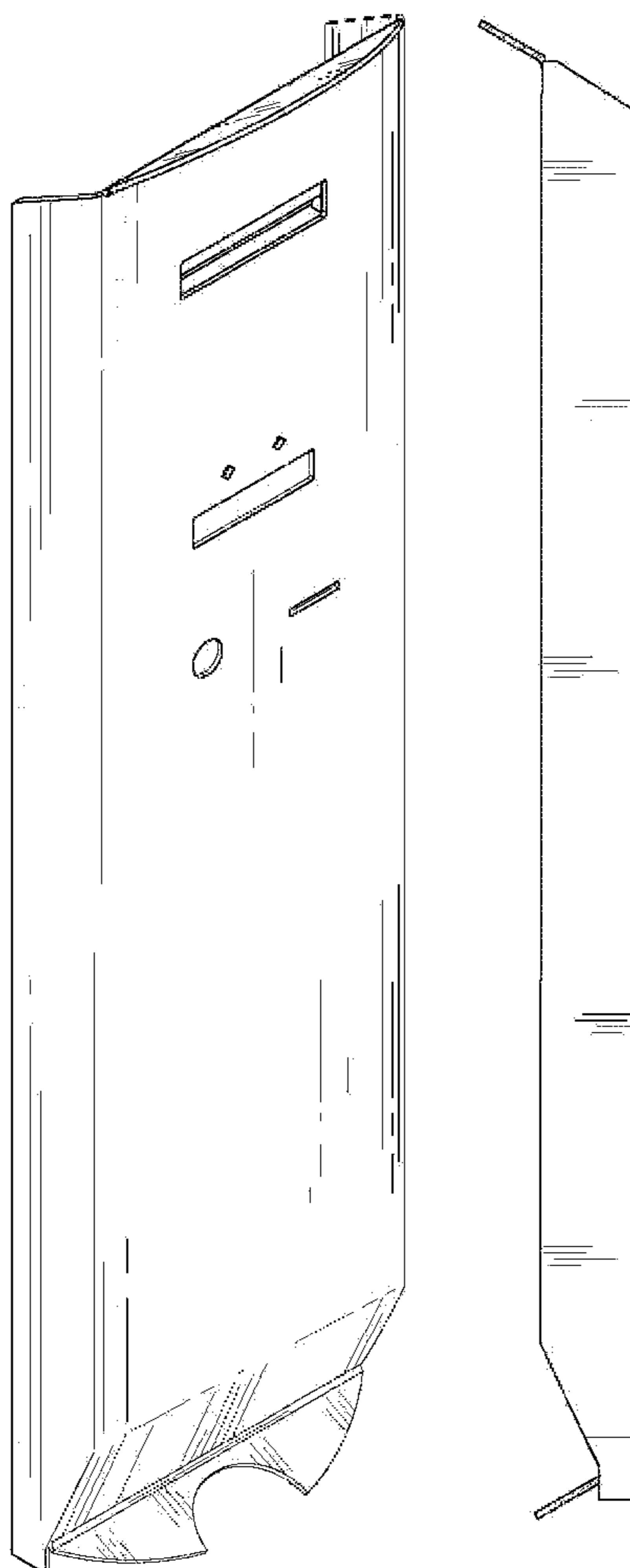
FIG. 1 is a perspective view of a bezel;  
FIG. 2 is a front elevational view of the invention;  
FIG. 3 is a rear elevational view of the invention;  
FIG. 4 is a left-side elevational view of the invention;  
FIG. 5 is a right-side elevational view of the invention;  
FIG. 6 is a top plan view of the invention; and,  
FIG. 7 is a bottom plan view of the invention.

(56) **References Cited**

**U.S. PATENT DOCUMENTS**

D390,835 S \* 2/1998 Mayfield, III ..... D13/184  
D425,044 S \* 5/2000 Jean et al. .... D14/446

**1 Claim, 2 Drawing Sheets**



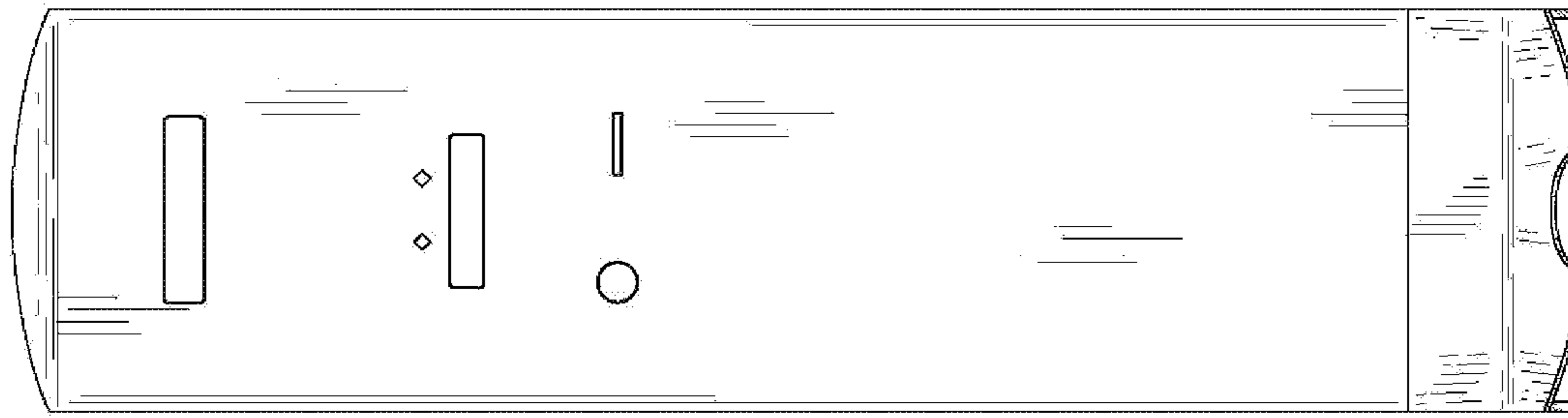


FIG. 2

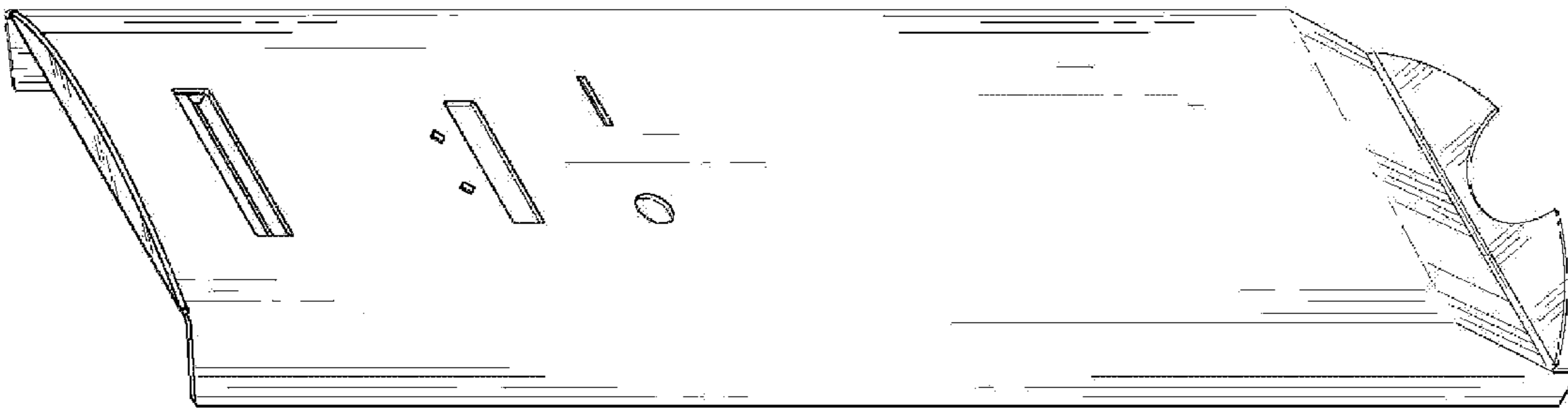


FIG. 1

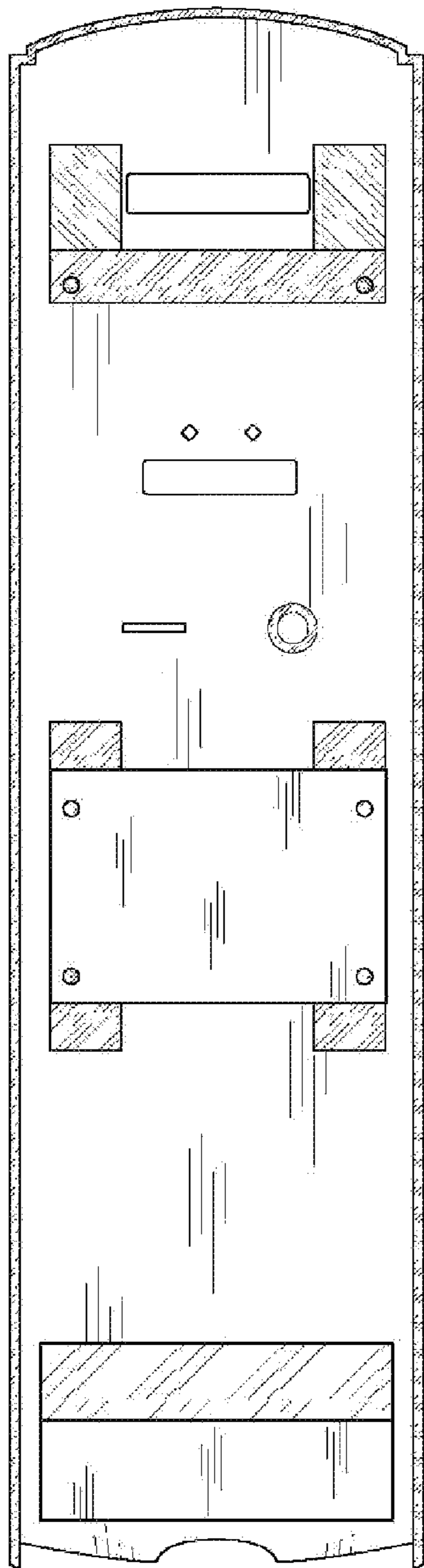


FIG. 3




FIG. 4




FIG. 5

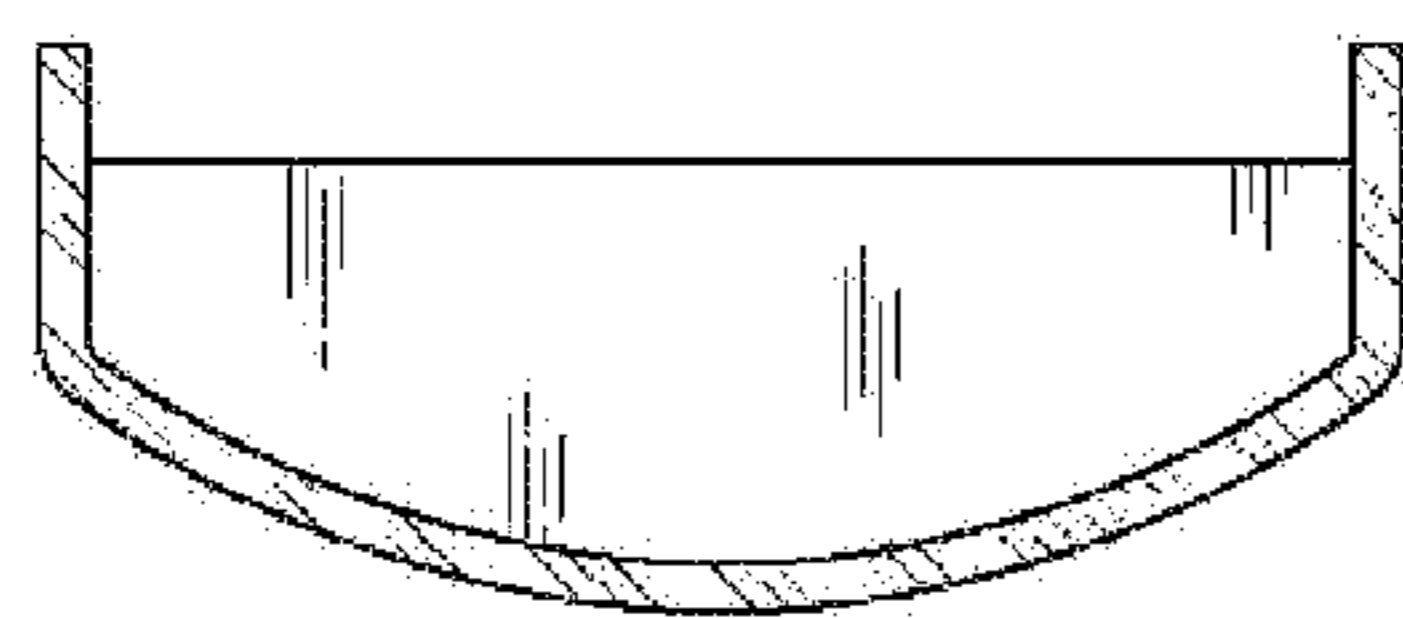


FIG. 6

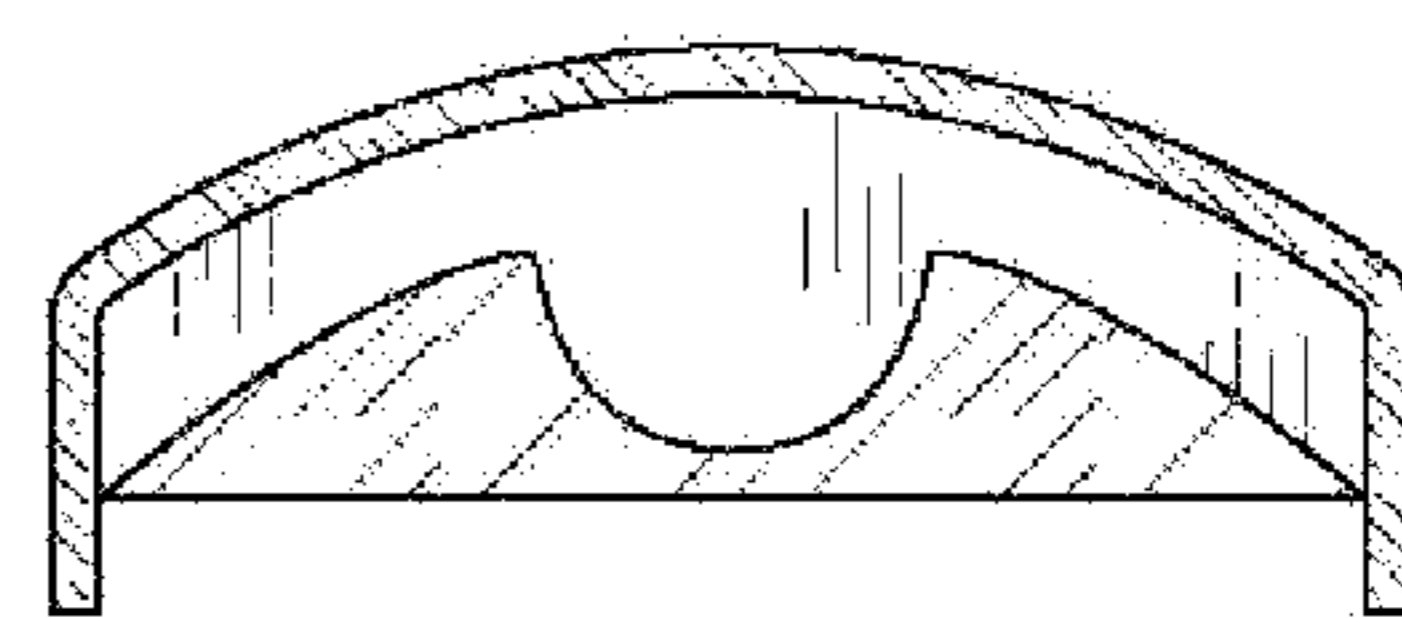


FIG. 7